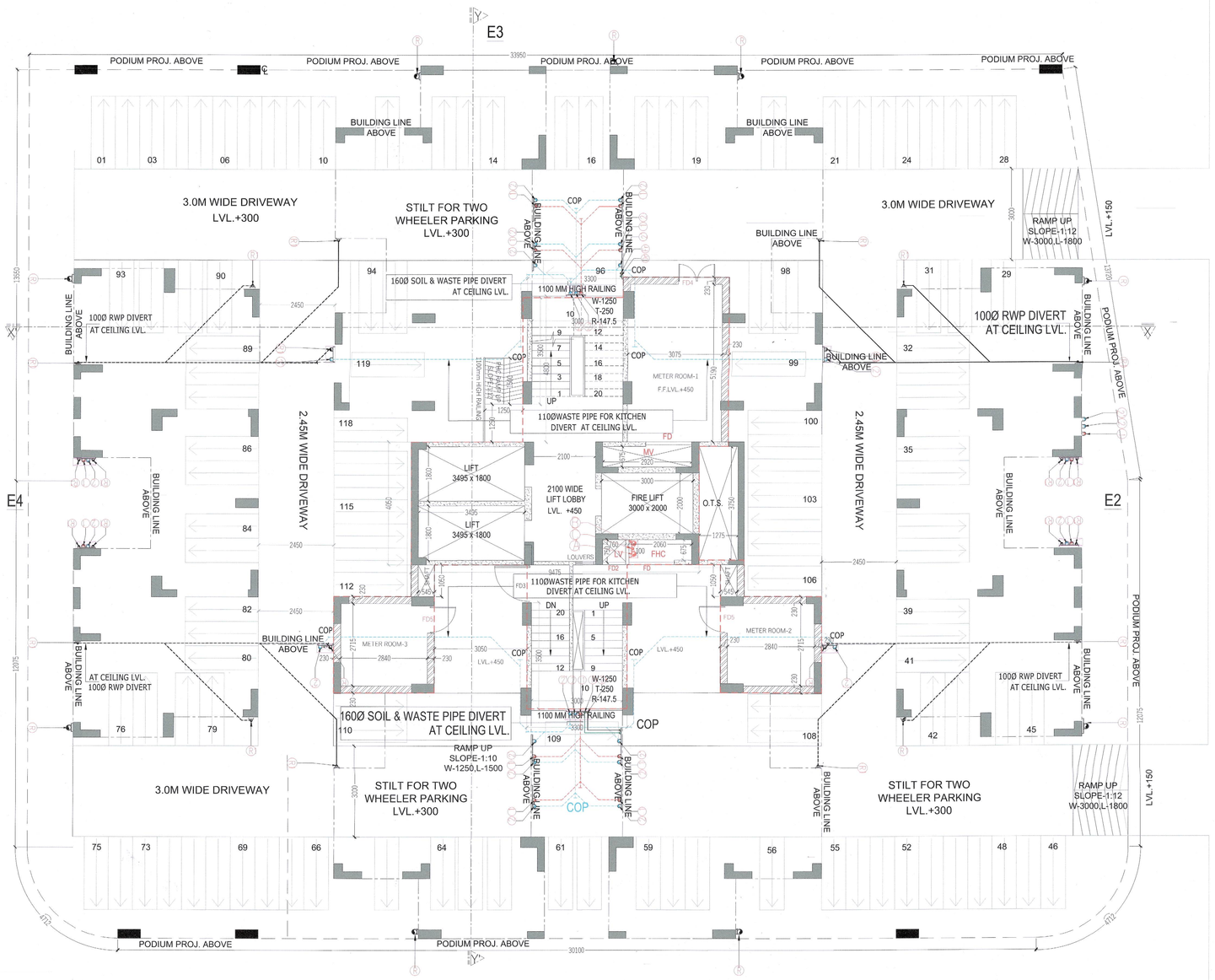

TOTAL NO. OF SCOOTER PARKING = 119 NOS

STILT FLOOR PLAN
TOWER- G
LVL+300

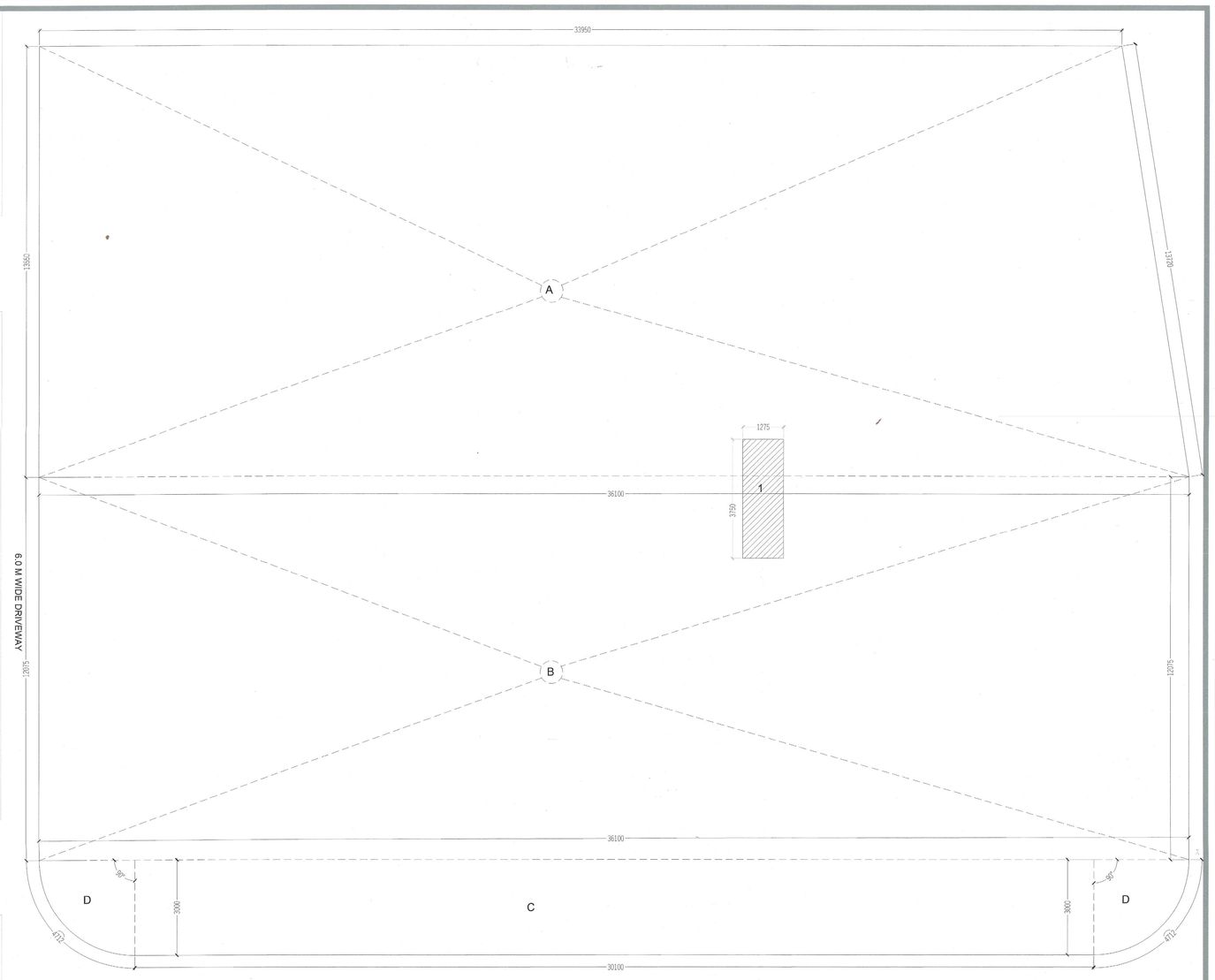

GROUND COVERAGE AREA DIAGRAM
TOWER -G

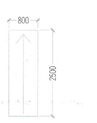

SCOOTER PARKING DIMENSIONS

DOOR WINDOW SCHIDULE

NAME	WIDTH	HEIGHT	CILL	LINTEL
DW1	1750	2450	600	2450
DW2	2000	2450	600	2450
DW3	1500	2450	1050	2450
DW4	1435	2450	600	2450
DW5	1800	2450	1050	2450
DW6	2275	2450	600	2450
DW7	2670	2450	600	2450
D1	1050	2450	--	2450
D2	900	2150	--	2150
D3	750	2150	--	2150
V1/PV	600	2450	1500	2450
FD	1500	2450	00	2450
FD1	1240	2450	00	2450
FD2	760	2450	00	2450
FD3	1250	2450	00	2450
FD4	1200	2450	00	2450
FD5	900	2450	00	2450

FIRE FIGHTING LEGEND:-

A	150Ø SPRINKLER PIPE
B	150Ø FIRE HYDRANT PIPE
C	80Ø DRAIN PIPE
	CO2 FIRE EXTINGUISHER 4.5 Kg CAP ISI MARKED
	WATER CO2 FIRE EXTINGUISHER 9LTR CAP ISI MARKED
FHC	FIRE HOSE CABINET

PLUMBING LEGEND:-

1	110 OD uPVC SOIL & VENT PIPE
2	110 OD uPVC WASTE & VENT PIPE
3	75 OD uPVC VENT PIPE
4	DOMESTIC WATER SUPPLY UPPER TWO FLOOR
5	DOMESTIC WATER SUPPLY
6	FLUSHING WATER SUPPLY
6	DOMESTIC WATER SUPPLY RISER
7	FLUSHING WATER SUPPLY RISER
8	110 OD uPVC RAIN WATER PIPE
9	75 OD uPVC RAIN WATER PIPE FOR BALCONY DRAIN
FT	FLOOR TRAP
FD	FLOOR DRAIN
COP	CLEAN OUT PLUG

GROUND COVERAGE AREA DETAIL

S.N.O.	NO.	PREFIX	LENGTH	BREATH	AREA
ADDITIONS					
A	1	(33.95+36.10)/2		13.550	474.589
B	1	1	36.100	12.075	435.908
C	1	1	30.100	3.000	90.300
D	2	0.25	3.143	3.000	14.143
TOTAL ADDITION					1014.939
SUBTRACTIONS					
1	1	1	1.275	3.750	4.781
TOTAL SUBTRACTION					4.781
TOTAL GROUND COVERAGE					1010.158

AREA UNDER SERVICES

S.N.O.	NO.	PREFIX	LENGTH	BREATH	AREA
ADDITIONS					
1	2	1	2.840	2.715	15.421
2	1	1	3.075	5.190	15.959
TOTAL ADDITION					31.380
TOTAL AREA					31.380

STILT FLOOR F.A.R. (T-F & G)

S.N.O.	NO.	PREFIX	LENGTH	BREATH	AREA
ADDITIONS					
A	1	1	3.300	4.750	15.675
B	1	1	3.455	5.570	19.244
C	1	1	2.500	3.900	9.750
D	1	1	6.975	4.050	28.249
E	1	1	0.775	1.050	0.814
F	1	1	3.300	4.750	15.675
G	2	1	3.300	3.175	20.955
H	1	1	0.775	1.200	0.930
I	1	1	0.700	0.150	0.105
TOTAL ADDITION					111.397
SUBTRACTIONS					
1	2	1	2.840	2.715	15.421
2	1	1	3.075	5.190	15.959
TOTAL SUBTRACTION					31.380
TOTAL STILT FLOOR F.A.R.					80.016

STILT FLOOR PARKING AREA (T- G)

ADDITIONS	
GROUND COVERAGE	1010.158
TOTAL ADDITIONS	1010.158
SUBTRACTIONS	
STILT FLOOR F.A.R.	80.016
STILT FLOOR AREA UNDER SERVICES	31.380
TOTAL SUBTRACTION	111.396
TOTAL STILT PARKING (NON F.A.R.)	898.762

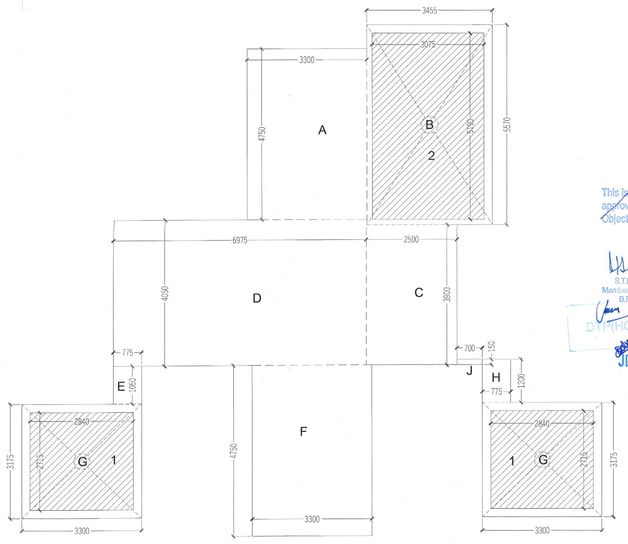

GROUND FL. F.A.R. AREA DIAGRAM
TOWER - G

This is a "PROVISIONAL BUILDING PLAN" approved only for the purpose of hearing objections from the general public

B.T.P.(HQ) Member Secretary B.P.A.C. — B.T.P.(G) Member B.P.A.C. — C.T.P.(HQ) Chairman B.P.A.C.

D.T.P.(HQ) — J.D. — P.A. — A.T.P — ATP(HQ) — JD(HQ)

SANCTIONED
TO BE READ WITH THIS OFFICE MEMO NO.: 11690
DATED: 09-04-26

LEGEND:-

- STRUCTURAL WALL/COLUMN
- 150mm R.C.C. NON STRUCTURAL WALL
- 75mm R.C.C. NON STRUCTURAL WALL
- 100mm R.C.C. NON STRUCTURAL WALL
- 230mm BRICK WORK WALL

NOTES:-
1. ALL DIMENSIONS IN MM.
2. All INTERNAL WALLS ARE 75MM AND EXTERNAL WALLS ARE 150MM THICK RCC WALL.
3. LIFT SHALL BE WITH 100% POWER BACKUP.
4. D1 & FD1 IS 1HR FIRE RATED .
5. FD IS 2HR FIRE RATED.

PROJECT:-

APPROVAL OF REVISED BUILDING PLANS OF PHASE-II FALLING IN AFFORDABLE GROUP HOUSING COLONY OVER AN AREA MEASURING 9.684 ACRES (LICENSE NO.236 OF 2023 DATED 02.11.2023 AND LICENSE NO.269 OF 2023 DATED 28.12.2023) IN SECTOR-36,SOHNA BEING DEVELOPED BY 4S DEVELOPERS PVT.LTD.

Checked and found ok for Public Health (Internal) Services only subject to comments in forwarding letter No. 15774 Dt. 13/1/26

ARCHITECT :- VAAR CONSULTANTS LLP
ARCHITECTURE , INTERIORS , PLANNING
Unit No.303,Ninex Time Center, Suncity,Sector -54,Golf Course Road,Gurgaon
O :- 0124-4284293 M:- 0-9899158486 Mail :- ar.vikas.ahlawat@gmail.com

OWNERS SIGNATURE:- 4S Developers Pvt. Ltd. Authorised Signatory

ARCHITECT SIGNATURE:-

DRAWING TITLE :
TOWER G
STILT FLOOR PLAN & AREA CALCULATION

F.S.O. (HQ) Member B.P.A.C.

DATE:-	SEP-2025	SHEET NO.
SCALE:-	1:80 (A1)	T-G-01