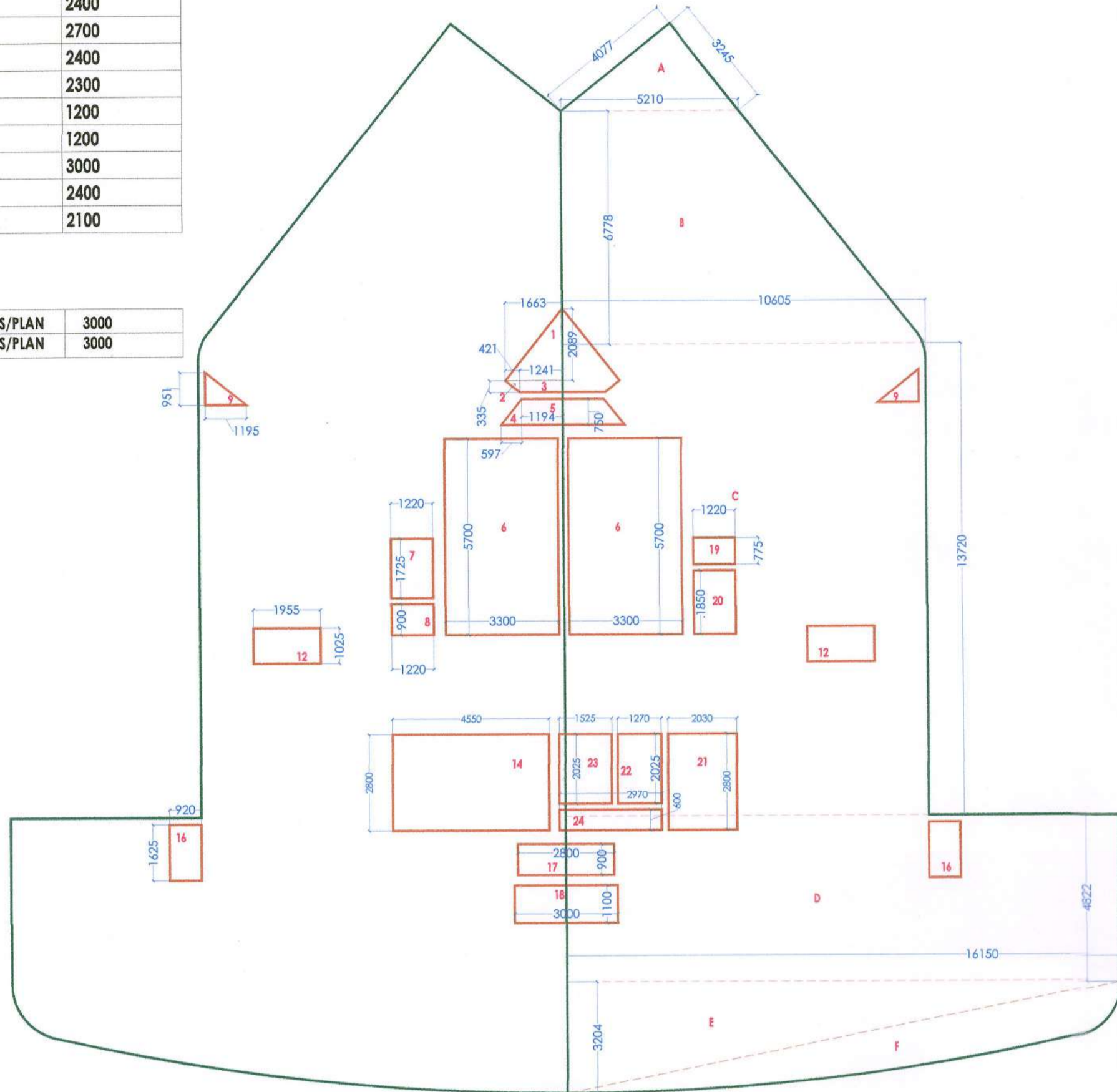


DOOR SCHEDULE-TYP FLOOR		
Type Mark	Width	Height
D1	1000	2400
D2	800	2400
D3	750	2400
FD1	1200	2700
FD2	1200	2400
FD3	700	2300
FD7	900	1200
FDS	600	1200
GD4	800	3000
OP1	750	2400
OP3	650	2100

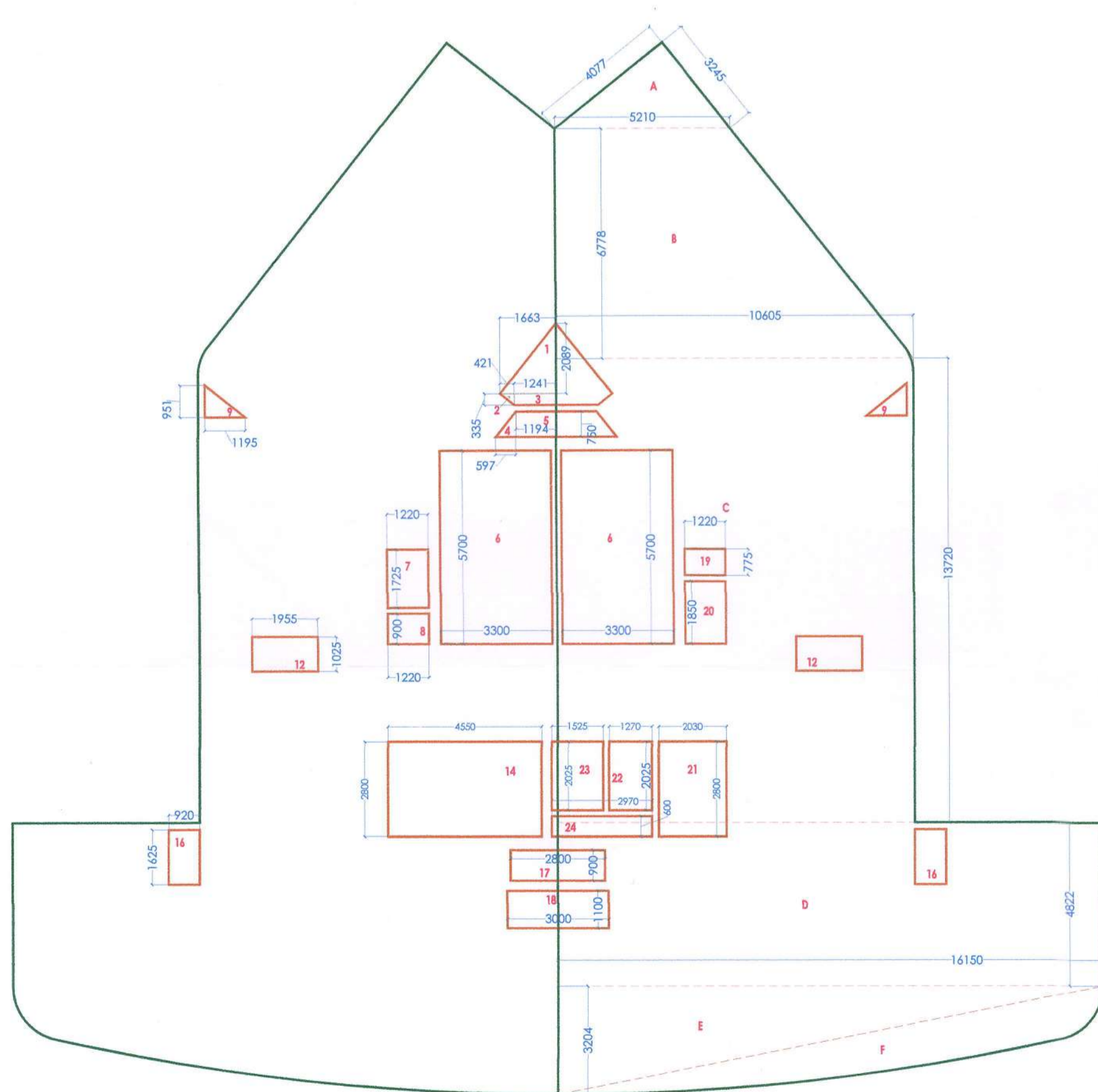
GSD	VARIAS AS/PLAN	3000
GSD2	VARIAS AS/PLAN	3000



S.NO.	LENGTH	WIDTH	NOS	AREA	
A	3.245	4.077	0.5	2	13.230
B	7.907	6.778	1	2	107.187
C	10.605	13.72	1	2	291.001
D	4.822	16.15	1	2	155.751
E	3.204	16.15	0.5	2	51.745
F		PLINE		2	30.640
TOTAL					649.554

DEDUCTION					
S.NO.	LENGTH	WIDTH	NOS	AREA	
1	1.663	2.089	0.5	2	3.474
2	0.335	0.421	0.5	2	0.141
3	1.214	0.335	1	2	0.813
4	0.597	0.75	0.5	2	0.448
5	1.194	0.75	1	2	1.791
6	3.3	5.7	1	2	37.620
7	1.22	1.725	1	1	2.105
8	0.9	1.22	1	1	1.098
9	1.195	0.951	0.5	2	1.136
12	1.025	1.955	1	2	4.008
TOTAL					90.512

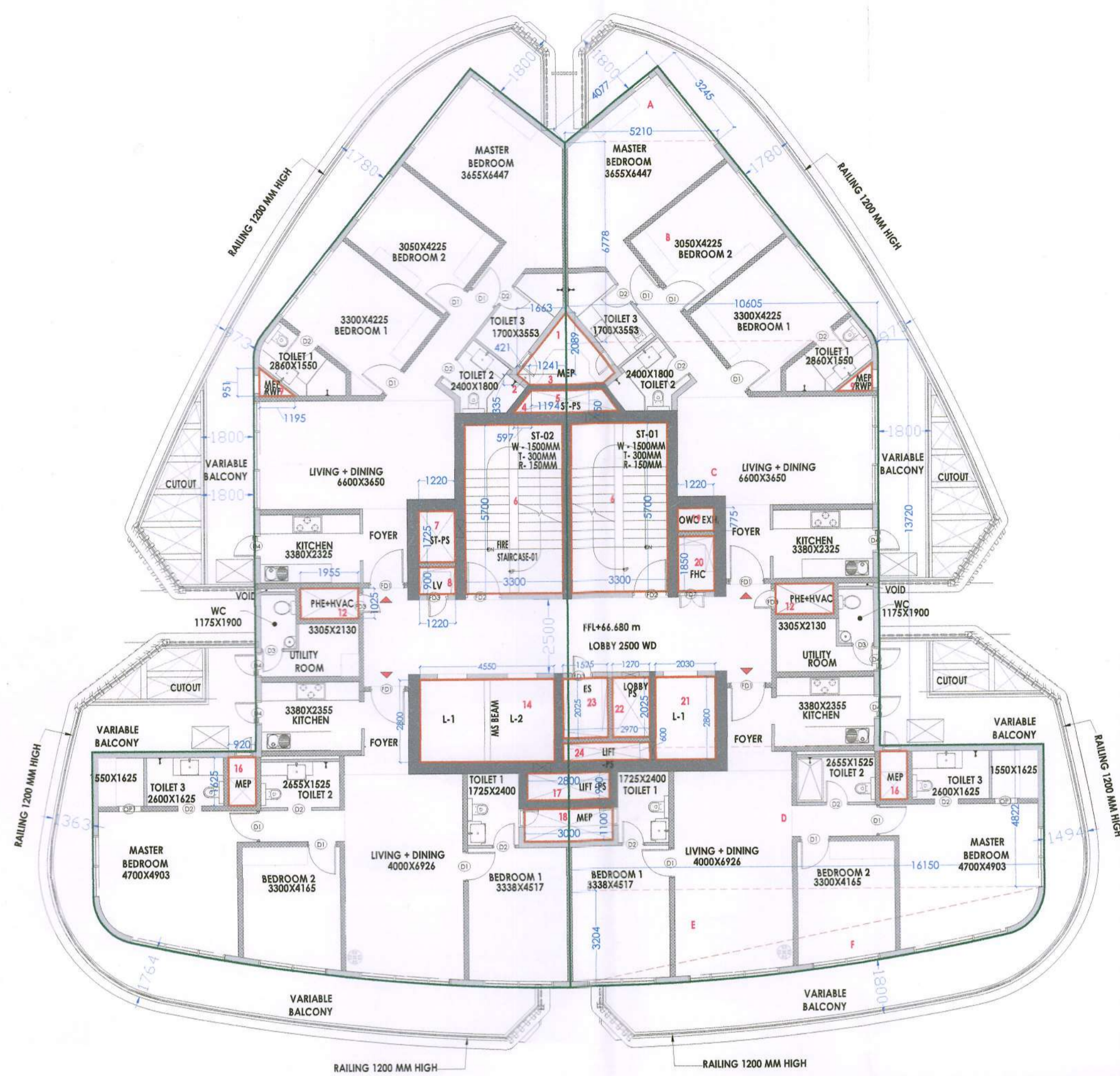
SHAFT AREA	34.468
FAR	559.042
STAIR AREA	37.620
LIFT AREA	18.424



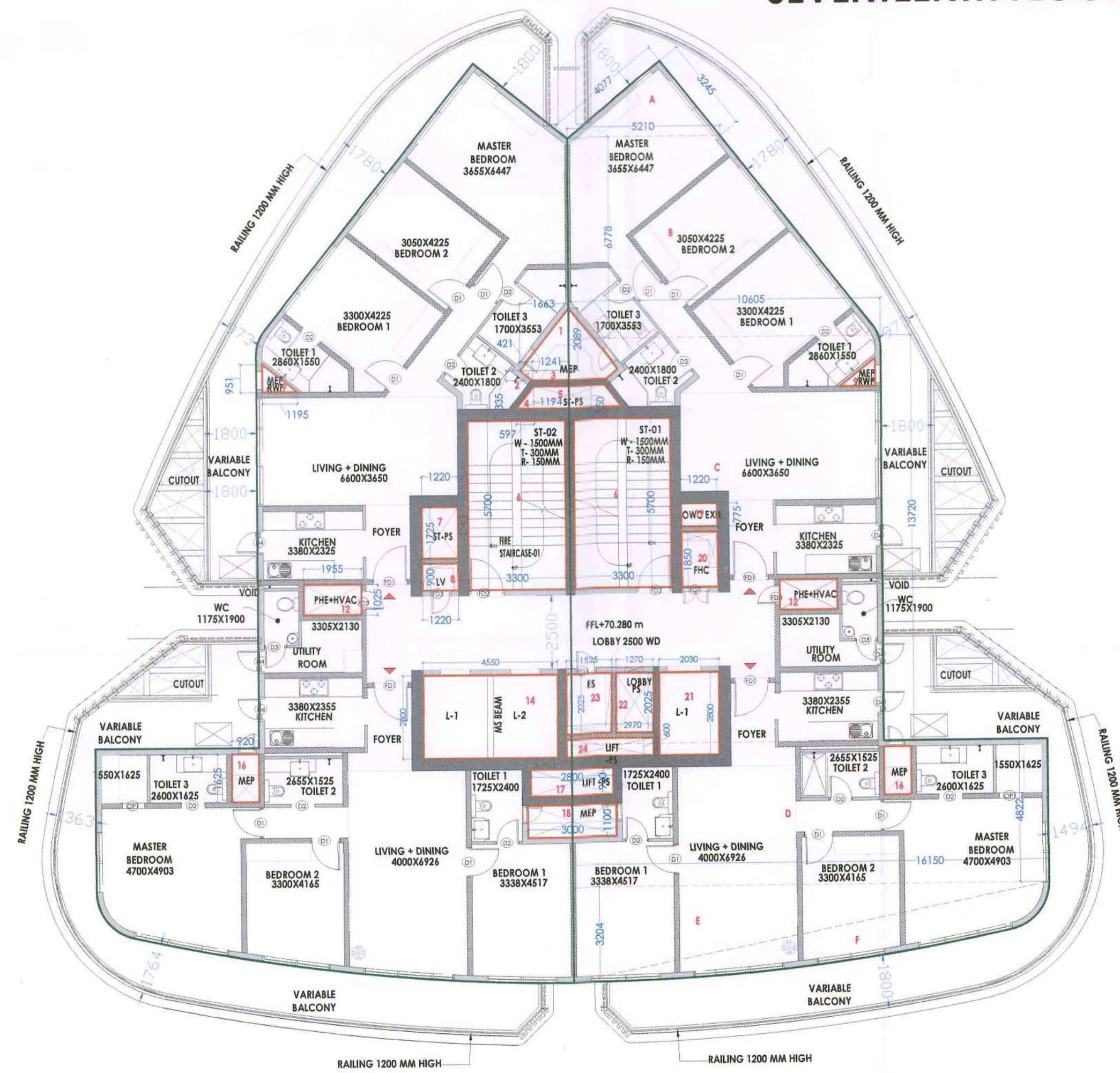
S.NO.	LENGTH	WIDTH	NOS	AREA	
A	3.245	4.077	0.5	2	13.230
B	7.907	6.778	1	2	107.187
C	10.605	13.72	1	2	291.001
D	4.822	16.15	1	2	155.751
E	3.204	16.15	0.5	2	51.745
F		PLINE		2	30.640
TOTAL					649.554

DEDUCTION					
S.NO.	LENGTH	WIDTH	NOS	AREA	
1	1.663	2.089	0.5	2	3.474
2	0.335	0.421	0.5	2	0.141
3	1.214	0.335	1	2	0.813
4	0.597	0.75	0.5	2	0.448
5	1.194	0.75	1	2	1.791
6	3.3	5.7	1	2	37.620
7	1.22	1.725	1	1	2.105
8	0.9	1.22	1	1	1.098
9	1.195	0.951	0.5	2	1.136
12	1.025	1.955	1	2	4.008
TOTAL					90.512

SHAFT AREA	34.468
FAR	559.042
STAIR AREA	37.620
LIFT AREA	18.424



SEVENTEENTH FLOOR PLAN



EIGHTEENTH FLOOR PLAN

Client
ELDECO
 ELDECO INFRASTRUCTURE & PROPERTIES LTD.
 201-212, 2nd Floor, Splendor Forum,
 Joka District Centre
 New Delhi - 110 025

Owner
 For Eldeco Infrastructure & Properties Ltd.
 Authorised Signatory

Architect
 Pooja Sharma
 Pooja Sharma Architects
 CA/2021/127203

- EV CHARGING POINTS SHALL BE PROVIDED AS PER NORMS
- PROJECT SHALL BE COMPLIED WITH 100% EMERGENCY POWER BACK-UP FOR EMERGENCY LIGHTING & SERVICES
- ALL RCC RPPF SLAB OVER BASEMENT PORTION UNDER VEHICULAR MOVEMENTS SHALL BE STRUCTURALLY DESIGNED TO BEAR THE LOAD OF FIRE TENDER WITH A LOAD CAPACITY OF 45 TON.

GENERAL Notes
 1. Unless otherwise mentioned all dimensions are in Millimeters.
 2. Unless otherwise mentioned all levels including finished floor levels are in Meters.
 3. Unless otherwise mentioned all dimensions are shown exclusive of finishes & frames.
 4. Dimensions are not to be scaled from the drawing.
 5. Any discrepancies, either between written dimensions and site dimensions or within these drawings should be brought to the immediate attention of the consultant before executing the works.
 6. This drawing is to be read in conjunction with all other documentation forming the construction document.

Revisions
 Drawing Status
SUBMISSION DRAWING

PROPOSED BUILDING PLAN OF
 RESIDENTIAL GROUP HOUSING OF
 GH-03A SITE AREA MEASURING 2.70
 ACRES IN SECTOR-80, IMT MANESAR
 BEING DEVELOPED BY M/S ELDECO
 INFRASTRUCTURES & PROPERTIES LTD.

Project Name
ELDECO TERRA & SOL
 HOUSING AT MANESAR
 Project Address
 G.H. 3A, Sector 80 (Residential) Pocket-1,
 Manesar
 Drawing Title
**SEVENTEENTH & EIGHTEENTH
 FLOOR PLAN**
 Project No.
 Scale
 1 : 75
 Date
 JUNE 27/2025
 Drawing No.
 Revision