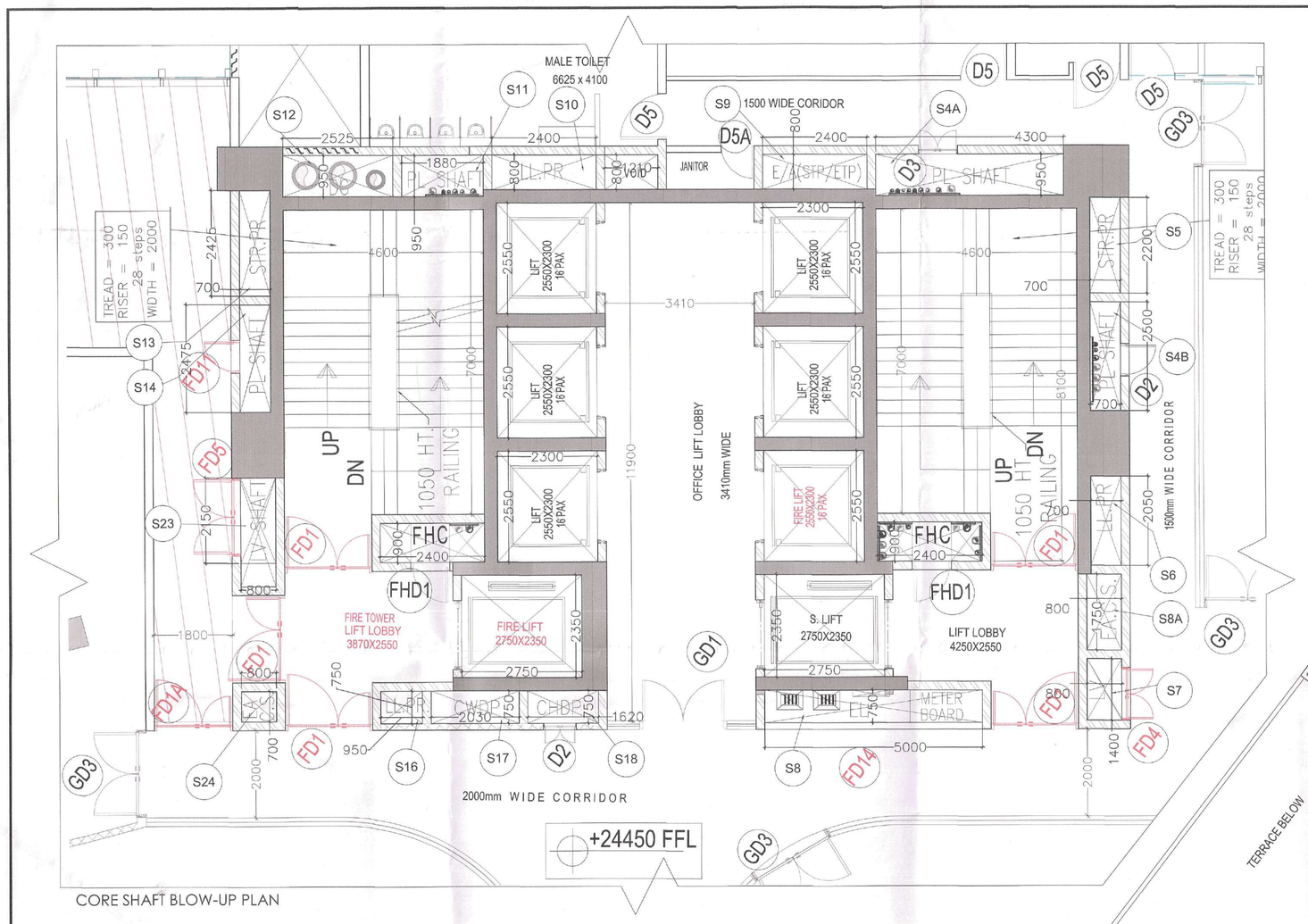

CORE SHAFT BLOW-UP PLAN

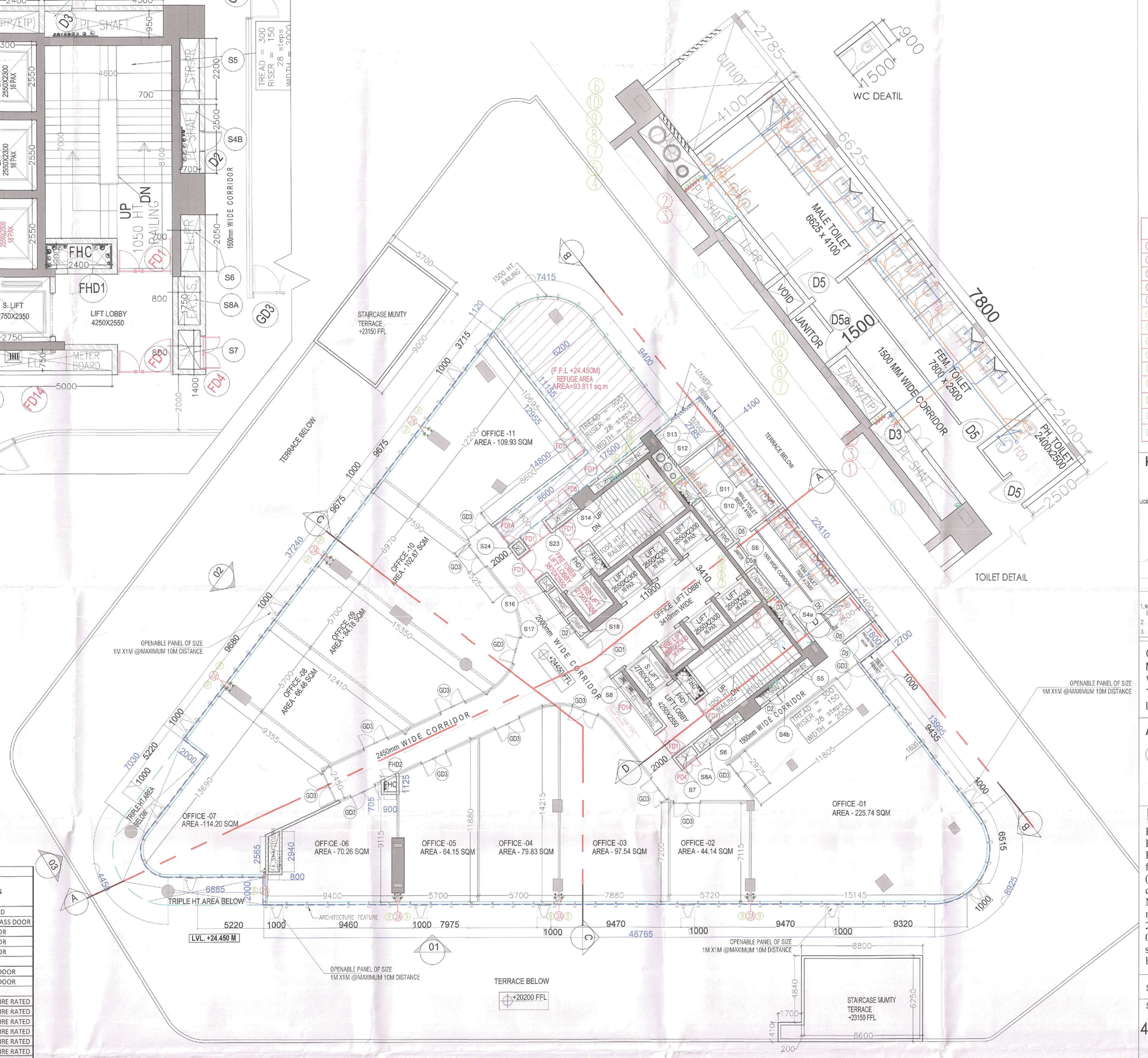

4TH FLOOR PLAN

LEGEND SHAFT:-

S.No.	DESCRIPTION	SIZE
S1	PL. SHAFT	0.525 X 1.675
S1A	PL. SHAFT	0.450 X 1.675
S2	F.H.C. SHAFT	0.600 X 1.450
S2a	PL. SHAFT	0.525 X 1.425
S3	FHC SHAFT	0.800 X 2.850
S3a	PL. SHAFT	1.425 X 1.075
S3b	PL. SHAFT	0.450 X 1.425
S4	PL. SHAFT	0.700 X 2.285
S4a	PL. SHAFT	0.950 X 4.300
S4b	PL. SHAFT	2.500 x 0.700
S5	STR. PR. SHAFT	2.200 x 0.700
S6	LL. PR. SHAFT	2.050 X 0.700
S7	LV SHAFT	1.400 X 0.800
S8	ELECTRIC SHAFT	5.0 X 0.750
S8a	EACS SHAFT	1.750 X 0.800
S9	STP/ETP SHAFT	2.400 X 0.800
S10	LL. PR. SHAFT	2.400 X 0.800
S11	PL. SHAFT	1.880 X 0.950
S12	DG. SHAFT	2.525 X 0.950
S13	STR. PR. SHAFT	2.425 X 0.700
S14	PL. SHAFT	2.475 X 0.700
S15	LV. SHAFT	2.050 X 0.700
S16	LL. PR. SHAFT	0.950 X 0.750
S17	CWDP SHAFT	2.030 X 0.750
S18	CHDP SHAFT	1.620 X 0.750
S19	FHC SHAFT	1.450 X 0.600
S20	PL. SHAFT	1.675 X 0.525
S21	FHC SHAFT	0.800 X 0.750
S22	LV. SHAFT	1.250 X 0.900
S23	LV. SHAFT	0.800 X 2.150
S24	EACS SHAFT	0.800 X 0.700

DOOR/WINDOW SCHEDULE (FOURTH FLOOR LVL)

TYPE	FRAME SIZE W IN MM	X	H IN MM	CILL LVL IN MM	LINTEL LVL IN MM	LOCATION	REMARKS
GD1	3410	X	2200	0	2200	LIFT LOBBY	FIRE RATED
GD2	2925	X	2100	0	2100	SHOP ENTRY	DOUBLE SWING GLASS DOOR
GD3	2000	X	2100	0	2100	SHOP/OFFICE ENTRY	GLASS DOOR
GD4	1500	X	2100	0	2100	SHOP/OFFICE ENTRY	GLASS DOOR
GD5	1000	X	2100	0	2100	OFFICE ENTRY (3RD FL.)	GLASS DOOR
FHD1	900	X	2100	100	2200	FHC (LIFT LOBBY)	ALU.GLAZED DOOR
FHD2	750	X	2100	100	2200	FHC	ALU.GLAZED DOOR
FD1	2000	X	2200	0	2200	LIFT LOBBY (STAIRCASE)	FIRE DOOR - 2HR FIRE RATED
FD1A	1800	X	2200	0	2200	FIE CORRIDOR	FIRE DOOR - 2HR FIRE RATED
FD2	1800	X	2200	0	2200	FIRE CORRIDOR	FIRE DOOR - 2HR FIRE RATED
FD2	1500	X	2200	0	2200	STAIRCASE (BAS.)	FIRE DOOR - 2HR FIRE RATED
FD4	1200	X	2100	100	2200	LV SHAFT	FIRE DOOR - 2HR FIRE RATED
FD5	1800	X	2100	100	2200	LV SHAFT	FIRE DOOR - 2HR FIRE RATED
FD7	900	X	2100	100	2200	LV SHAFT	FIRE DOOR - 2HR FIRE RATED
FD8	2500	X	2200	0	2200	STAIRCASE	FIRE DOOR - 2HR FIRE RATED
FD9	1200	X	2200	0	2200	F.C. RM, AHU, PROJ. RM, SERVICE ROOM	FIRE DOOR - 2HR FIRE RATED
FD10	2150	X	2200	0	2200	AUDITORIUM	FIRE DOOR - 2HR FIRE RATED
FD11	750	X	2100	100	2200	PL SHAFT	FIRE DOOR - 2HR FIRE RATED
FD14	5000	X	2100	100	2200	METER BOARD	FIRE DOOR - 2HR FIRE RATED
D2	750	X	2100	100	2200	PLUMBING SHAFT	
D3	900	X	2100	100	2200	PLUMBING SHAFT	
D5	1050	X	2200	0	2200	TOILET	
D5a	750	X	2200	0	2200	JANITOR	
W1	1250	X	800	2200	3000	TOILET (MALE)	
W2	600	X	800	2200	3000	TOILET (H)	
W3	1250	X	1900	300	2200	TYPICAL FLOOR TOILET LOBBY	
TD	1250		2200	0	2200	LIFT MACHINE ROOM	

REFUGE AREA CALCULATION AT FOURTH PLAN

Gross area at Fourth Floor	=	1468.199
Gross area at Fifth Floor	=	1562.100
Total Gross area		3030.299
Total No. of ocuupants	Occupant Load = 10	303.030
Refuge area required	Occupant X 0.3	90.909
Refuge area required for wheel chair person	0.9 sq.m for every 200 occupants	1.800
Net Refuge area required	=	**92.709**
Refuge area provided	=	**93.811**

S.T.P. (HQ) Member Secretary B.P.A.C. — S.T.P. (S) Member B.P.A.C. — C.T.P. (HQ) Chairman B.P.A.C.

DTP(HQ) — ATP(HQ) — AD — PA — ATP — Rajesh Dutt SD(HQ)

SANCTIONED
TO BE READ WITH THIS OFFICE MEMO NO.: 1442
DATED : 27/5/26

LEGEND FOR PLUMBING

1	110 OD SWR uPVC SOIL & VENT PIPE
2	110 OD SWR uPVC WASTE & VENT PIPE
2A	110 OD SWR uPVC WASTE & VENT PIPE FOR OFFICE
2B	160 OD SWR uPVC WASTE & VENT PIPE FOR OFFICE
3	75 OD VENT PIPE
4	65# DOMESTIC WATER SUPPLY RISER PIPE
5	65# FLUSHING WATER SUPPLY RISER PIPE
6	65# SOFT WATER SUPPLY RISER PIPE
7	DOMESTIC WATER SUPPLY DN. TAKE PIPE(GROUND TO 7TH.FLOOR)
8	DOMESTIC WATER SUPPLY DN. TAKE PIPE(8TH.FLLOR TO 14TH.FLOOR)
9	DOMESTIC WATER SUPPLY DN. TAKE PIPE(15TH.FLLOR TO TERRACE)
10	FLUSHING WATER SUPPLY DN. TAKE PIPE
11	200 OD uPVC RAIN WATER PIPE
12	200 OD uPVC RAIN WATER PIPE

KEY PLAN

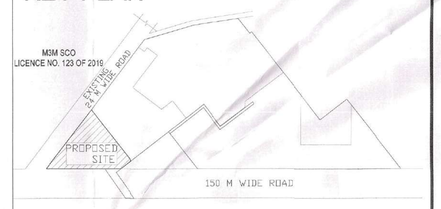

NOTES

1. WHOLE BUILDING SHALL BE MECHANICALLY VENTILATED WITH 100% POWER BACKUP AND SPRINKLERS WITH ARTIFICIAL LIGHTING.
2. HANDICAP RAMP WITH RAILING.
3. ALL PARTITION ARE IN 125/200MM THICK IN BLOCK WORK.

OWNER,S NAME :
M/s Union Buildmart Pvt. Ltd.
Vibrant Infratech Pvt.Ltd.
Targe Buildcon Pvt.Ltd.
In collaboration with Union Buildmart Pvt.Ltd.

Architect:

GIAN P. MATHUR AND ASSOCIATES (P) LTD.
ARCHITECTS & PLANNERS
C - 55, East Of Kailash, New Delhi-110065
T : 011-46599599 / F 011-46599512
E : info@gpmindia.com / W : www.gpmindia.com

Project Title:

Proposed building plans for phase-4 (Commercial Block) submitting herewith for setting up of a Group Housing Colony under Mixed land use in TOD Zone for an area measuring 15.0625 acres (15.03125+0.03125) (86% GH component and 14% commercial component) (350 FAR) (License No.106 of 2021 dated 16.12.2021 for an area measuring 15.03125 acres and (License No.214 of 2023 dated 20.10.2023 for an area measuring 0.03125 acre) in revenue estate of Chauma, sector-113, Gurugram Manesar Urban Complex being developed by M/s Union Buildmart Pvt. Ltd.

Status: SUBMISSION DRAWING

Sheet Title:

4th FLOOR PLAN(REFUGE FLOOR)

Owner's Sign — ADFO. (HQ) Member BPAC — Architect's Sign — F.A.O. (HQ) Member BPAC

For Union Buildmart Private Limited — Authorised Signatory

GIAN P. MATHUR
ARCHITECT
B. Arch.(M.C.A. I.I.A
CA No) 80/5769

Checked and found ok for Public Health (Internal) Service only subject to comments in forwarding letter No. 141777 Dt. 13/5/26

DWG. No. SD/AR/M3M-113 I.T./10