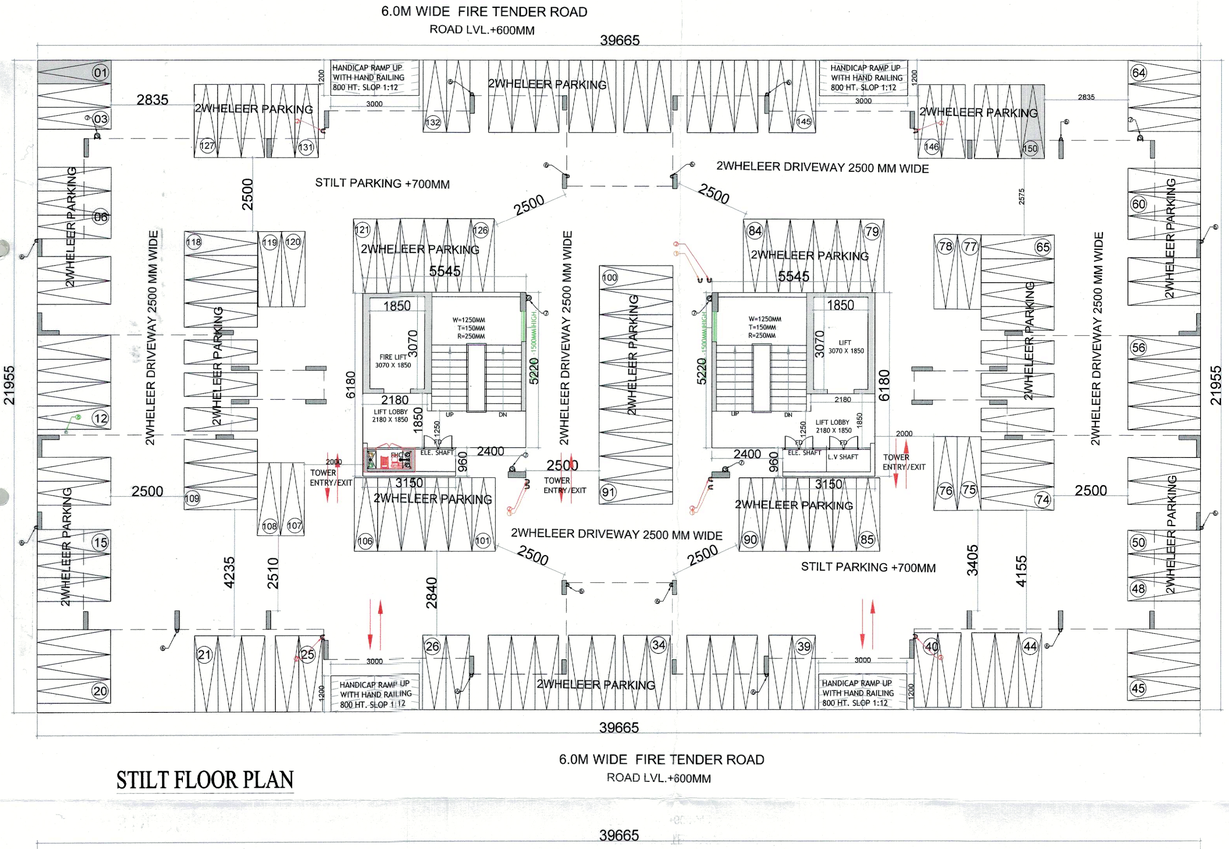


STILT FLOOR PLAN

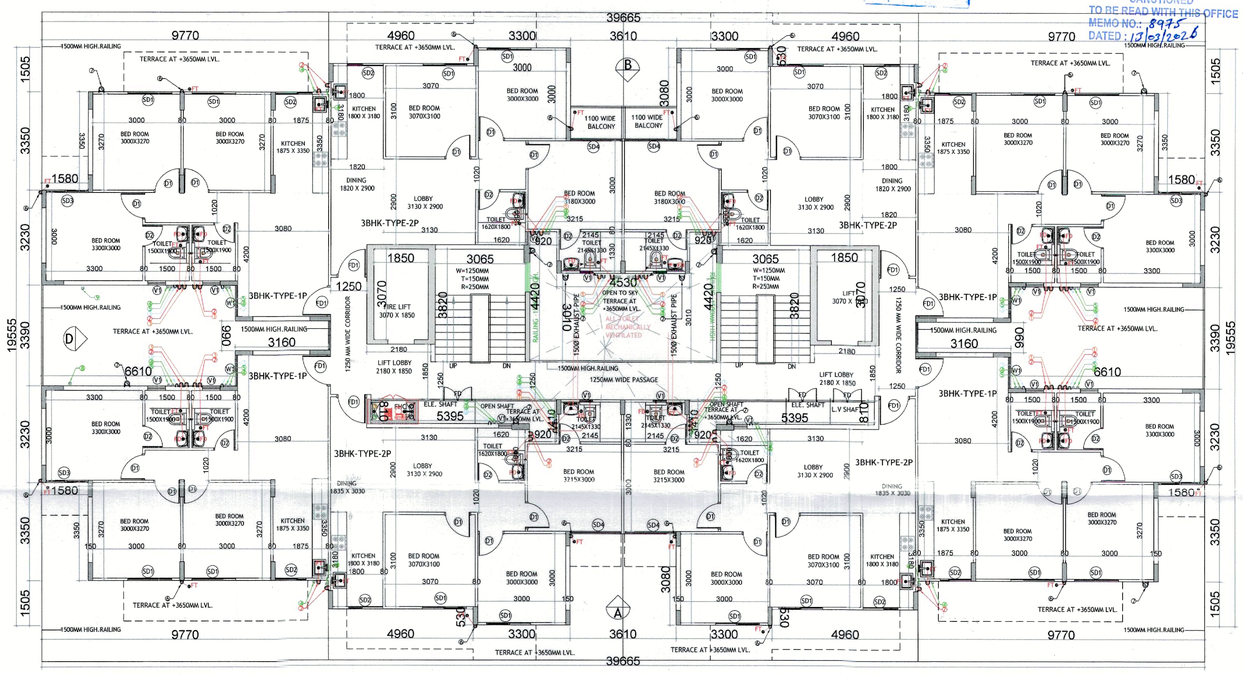


FIRST FLOOR PLAN

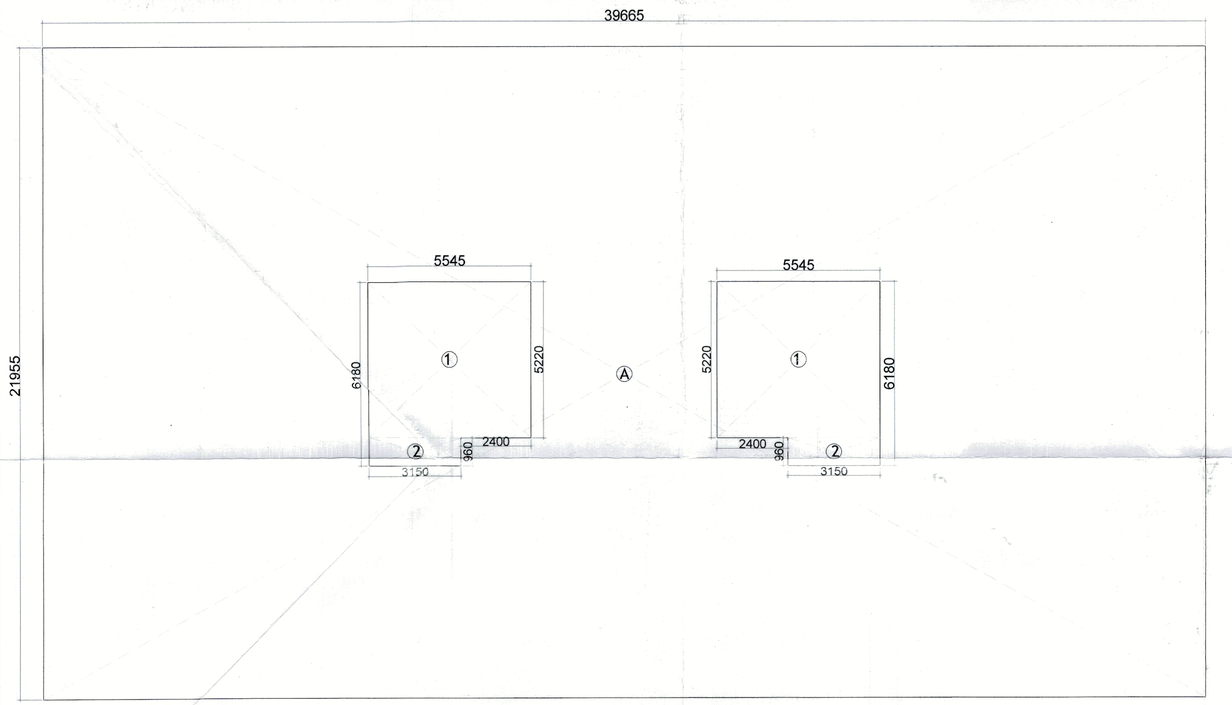


GROUND FLOOR AREA DIAGRAM

| GROUND FLOOR BUILTUP AREA CHART | | | | | | |
|---|---|---|---|---|---|---|
| A | 1 | X | 39.665 | X | 21.955 | = 870.85 |
| GROUND BUILTUP / GROSS PLATE AREA | | | | | | **870.85** |
| GROUND FLOOR FAR AREA CHART | | | | | | |
| 1 | 2 | X | 5.545 | X | 5.220 | = 57.89 |
| 2 | 2 | X | 3.150 | X | 0.960 | = 6.05 |
| TOTAL NET FAR AREA | | | | | | = 63.94 |
| STILT PARKING AREA | | | | | | |
| NET FAR AREA | 870.85 | - | 63.94 | | | = **806.91** |
| STILT PARKING AREA | | | | | | |
| NET STILT PARKING AREA | | | | | | = 806.91 |
| ECS PERMISSIBLE @/28 | | | | | | = 28.82 |
| SAY | | | | | | = 29 |
| TWO WHEELERS PROVIDED | | | | | | = 150 |

| TOTAL BUILTUP AREA | | |
|---|---|---|
| GROUND BUILTUP AREA | = | 870.85 |
| TYPICAL BUILTUP AREA(1ST.TO 14TH.) | = | 8102.22 |
| MUMTY MACHINE ROOM BUILTUP AREA | = | 57.67 |
| TOTAL BUILTUP AREA | = | 9030.74 |
| **TOTAL FAR AREA** | | |
| **GROUND FAR AREA** | = | 63.94 |
| TYPICAL FLOOR FAR AREA(1ST.TO 14TH.) | = | 7615.44 |
| **TOTAL FAR AREA** | = | **7679.38** |

| PLUMBING LEGEND:– | | |
|---|---|---|
| S.NO. | DESCRIPTION | SYMBOL |
| 1. | 110 OD uPVC VERTICAL SOIL & VENT PIPE | 1 |
| 2. | 110 OD uPVC VERTICAL WASTE & VENT PIPE | 2 |
| 3. | 75 OD uPVC ANTISYPHONIC PIPE | 3 |
| 4. | DOMESTIC WATER SUPPLY DOWN TAKE PIPE | 4 |
| 5. | FLUSHING WATER SUPPLY DOWN TAKE PIPE | 5 |
| 6. | 90 OD uPVC RAIN WATER PIPE FOR BALCONY | 6 |
| 7. | 160 OD uPVC RAIN WATER PIPE FOR TERRACE | 7 |
| 8. | DOMESTIC WATER SUPPLY RISER PIPE | 8 |
| 9. | FLUSHING WATER SUPPLY RISER PIPE | 9 |

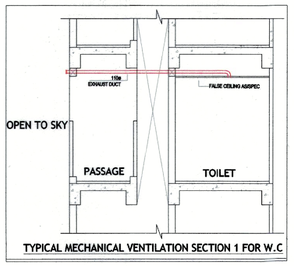


TYPICAL MECHANICAL VENTILATION SECTION 1 FOR W.C

DOOR WINDOW SCHEDULE

| Sr. No. | TYPE | WIDTH | HEIGHT | SIZE | CILL | LINTEL |
|---|---|---|---|---|---|---|
| 1 | FD1 | 1050 | 2450 | 1050 X 2450 | | 2450 |
| 2 | D1 | 900 | 2450 | 900 X 2450 | | 2450 |
| 3 | D2 | 750 | 2450 | 750 X 2450 | | 2450 |
| 4 | SD1 | 1500 | 2450 | 1500 X 2450 | | 2450 |
| 5 | SD2 | 1250 | 2450 | 1250 X 2450 | | 2450 |
| 6 | SD3 | 1400 | 2450 | 1400 X 2450 | 900 | 2450 |
| 7 | W1 | 1000 | 2450 | 1000 X 2450 | | 2450 |
| 8 | V1 | 500 | 1000 | 500 X 1000 | 1450 | 2450 |

NOTE : MAIN UNIT ENTRY(FD1-FIRE DOOR) 1 HR FIRE RATING
-: ELE.& L.V SHAFT DOOR -FIRE DOOR -1HR FIRE RATING

ALL INTERNAL WALL = 80 MM THICK (RCC)
ALL EXTERNAL WALL = 150 MM THICK (RCC)

S.T.P. (HQ) Member Secretary B.P.A.C. — S.T.P. (G) Member B.P.A.C. — C.T.P.(HR) Chairman B.P.A.C.
DTP(HQ) — ATP(HQ) — FSO (HQ) Mr. E
Parveen Kumar SD(HQ) — AD — PO — ATP

SANCTIONED
TO BE READ WITH THIS OFFICE MEMO NO.: 8975
DATED : 13/03/2026

CLIENT:-

**PROJECT : -**
PROPOSED BUILDING PLAN OF AFFORDABLE GROUP HOUSING COLONY FOR AN AREA MEASURING.13.275 ACRE OF (LICENCE NO.193 DATED.09.10.2025) IN THE REVENUE ESTATE OF VILLAGE PATAUDI,SECTOR-3,PATAUDI,GURUGRAM BEING DEVELOPED BY SH.RAMESH KUMAR YADAV AND OTHERS IN COLLABORATION WITH Y.CON INFRA

**ARCHITECTS**
Plans checked and found ok for Public Health (Internal) Services only subject to comments in forwarding ... dt. 03/04
Superintending Engineer (HQ) HSVP, Panchkula
Pulse Architects Pvt Ltd
836, SECTOR 14, GURGAON HARYANA

**SCALE :** 1:100

**DRAWING NAME-3BHK TOWER**
3BHK TOWER- 3 TO 12
GROUND & FIRST FLOOR PLAN & AREA DIAGRAM

**DRAWING NO.** SUB-05

For Y CON INFRA
Authorised Signatory
APPLICANT'S SIGN.

VIMAL BAJAJ
Architect CA/96/19791
938, Sector-14, Gurgaon
ARCHITECT'S SIGN