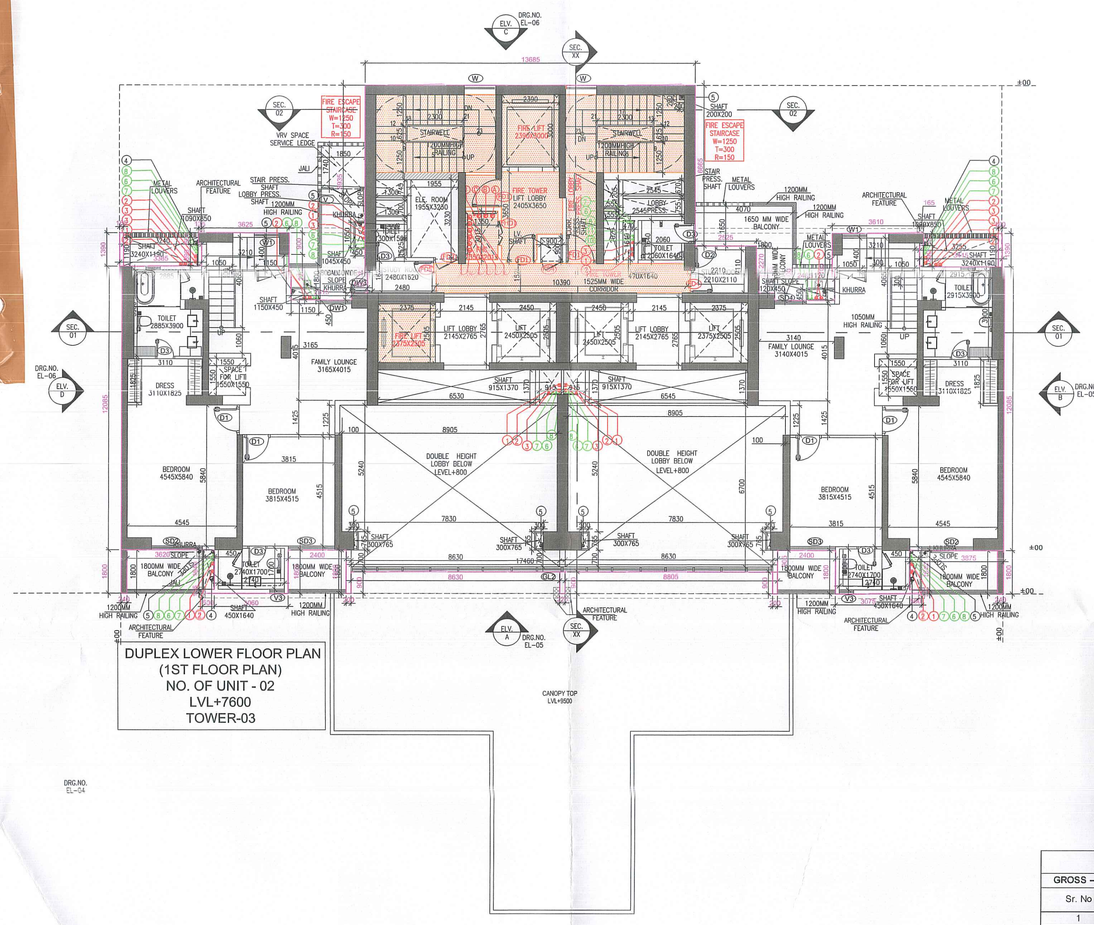

DUPLEX LOWER FLOOR PLAN
(1ST FLOOR PLAN)
NO. OF UNIT - 02
LVL+7600
TOWER-03

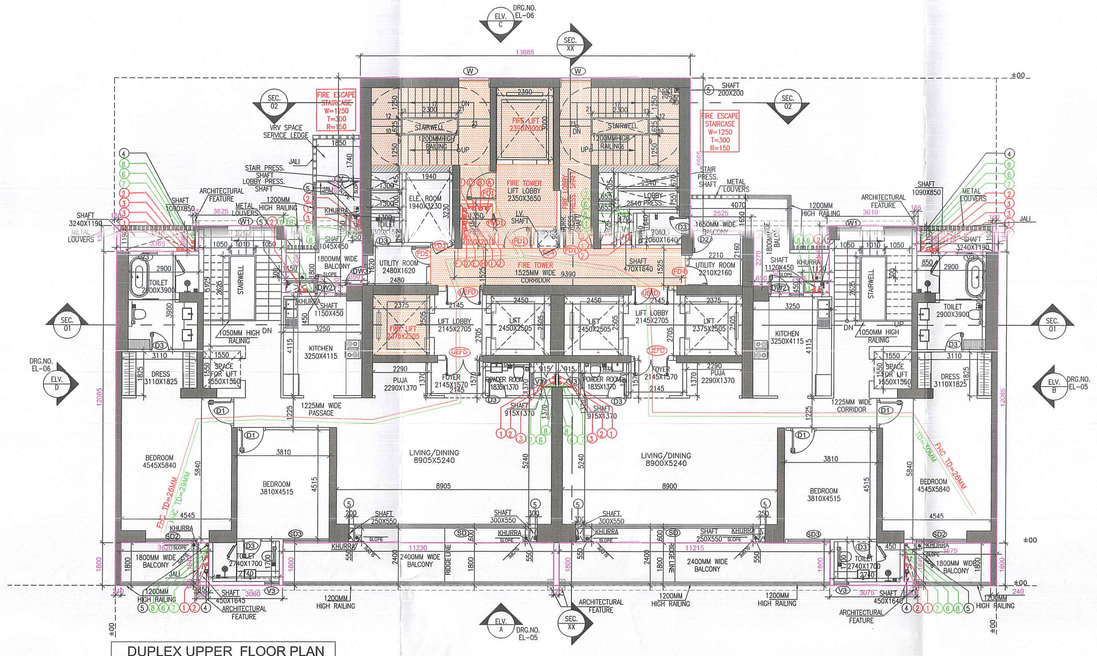

DUPLEX UPPER FLOOR PLAN
(2ND FLOOR PLAN)
NO. OF UNIT - 02
LVL+11000
TOWER-03

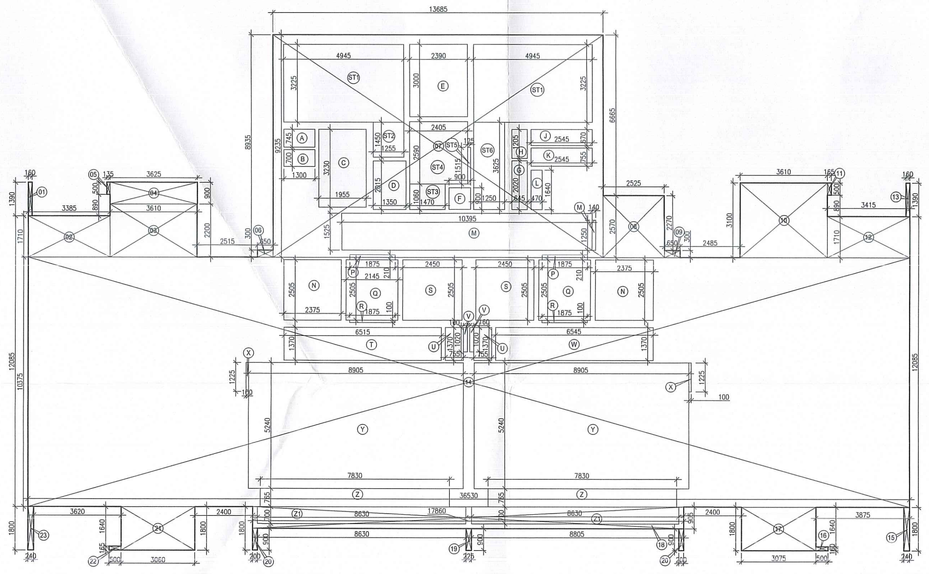

AREA CALCULATION
LOWER DUPLEX

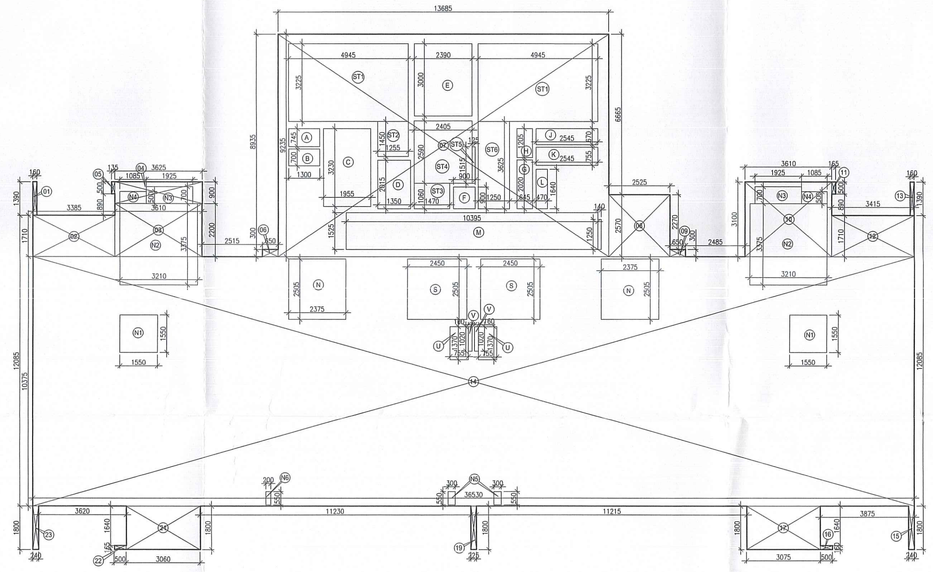

AREA CALCULATION
UPPER DUPLEX

1	R	110Ø SOIL PIPE						
2	R	110Ø WASTE PIPE						
3	R	75Ø VENT PIPE						
4	R	100Ø RAIN WATER PIPE FROM TERRACE						
5	R	110Ø RAIN WATER PIPE FROM BALCONY						
6	R	DOMESTIC WATER DOWN TAKE PIPE						
7	R	FLUSHING WATER DOWN TAKE PIPE						
8	R	HYDRO-PNEUMATIC COMESTIC WATER PIPE FOR TOP OF THREE FLOOR						
9	R	DOMESTIC WATER RISER PIPE						
10	R	FLUSHING WATER RISER PIPE						

FAR AREA CALCULATION OF LOWER DUPLEX - TOWER 3

GROSS – A								
Sr. No	Nos		Length		Width			Area (SQM)
1	1	X	0.160	X	1.390	=		0.222
2	1	X	3.385	X	1.710	=		5.788
3	1	X	3.610	X	2.200	=		7.942
4	1	X	3.625	X	0.900	=		3.263
5	1	X	0.135	X	0.500	=		0.068
6	1	X	0.650	X	0.300	=		0.195
7	1	X	13.685	X	9.235	=		126.381
8	1	X	2.525	X	2.570	=		6.489
9	1	X	0.650	X	0.300	=		0.195
10	1	X	3.610	X	3.100	=		11.191
11	1	X	0.165	X	0.500	=		0.083
12	1	X	3.415	X	1.710	=		5.840
13	1	X	0.160	X	1.390	=		0.222
14	1	X	36.530	X	10.375	=		378.999
15	1	X	0.240	X	1.800	=		0.432
16	1	X	0.500	X	0.160	=		0.080
17	1	X	3.075	X	1.800	=		5.535
18	1	X	17.860	X	0.905	=		16.163
19	1	X	0.225	X	0.900	=		0.203
20	2	X	0.200	X	0.900	=		0.360
21	1	X	3.060	X	1.800	=		5.508
22	1	X	0.500	X	0.165	=		0.083
23	1	X	0.240	X	1.800	=		0.432
			TOTAL			=		575.673
GROSS – C			DEDUCTIONS					
Sr. No	Nos		Length		Width			Area (SQM)
A	1	X	1.300	X	0.745	=		0.969
B	1	X	1.300	X	0.700	=		0.910
C	1	X	1.955	X	3.230	=		6.315
D	1	X	1.350	X	2.015	=		2.720
E	1	X	2.390	X	3.000	=		7.170
F	1	X	0.900	X	0.900	=		0.810
G	1	X	0.645	X	2.020	=		1.303
H	1	X	0.645	X	1.205	=		0.777
J	1	X	2.545	X	0.670	=		1.705
K	1	X	2.545	X	0.755	=		1.921
L	1	X	0.470	X	1.640	=		0.771
M	1	X	10.395	X	1.525	=		15.852
N	2	X	2.375	X	2.505	=		11.899
P	2	X	1.875	X	0.210	=		0.788
Q	2	X	2.145	X	2.505	=		10.746
R	2	X	1.875	X	0.100	=		0.375
S	2	X	2.450	X	2.505	=		12.275
T	1	X	6.515	X	1.370	=		8.926
U	2	X	0.765	X	1.370	=		2.096
V	2	X	0.160	X	1.020	=		0.326
W	1	X	6.545	X	1.370	=		8.967
X	2	X	0.100	X	1.225	=		0.245
Y	2	X	8.905	X	5.240	=		93.324
Z	2	X	7.830	X	0.765	=		11.980
Z1	2	X	8.630	X	0.700	=		12.082
					TOTAL	=		215.252
STAIRCASE AREA CALCULATATION								
GROSS - B								
Sr. No	Nos		Length		Width			Area (SQM)
ST1	2	X	4.945	X	3.225	=		31.895
ST2	1	X	1.255	X	1.450	=		1.820
ST3	1	X	1.470	X	1.060	=		1.558
ST4	1	X	2.590	X	2.405	=		6.229
ST5	1	X	0.125	X	1.515	=		0.189
ST6	1	X	1.250	X	3.625	=		4.531
					TOTAL	=		46.223
NET FAR - TOWER-3								
NET FAR AREA OF LOWER DUPLEX FLOOR	=	GROSS – A		-	GROSS – B		-	GROSS – C
	=	575.673		-	46.223		-	215.252
GROSS –1	=	314.198			SQM			
BUILT-UP AREA - TOWER 3								
NET BUILT AREA OF LOWER DUPLEX FLOOR	=	GROSS – 1		+	GROSS – B			
	=	314.198		+	46.223			
GROSS –2	=	360.421			SQM			
NON FAR AREA - TOWER 3								
NON FAR AREA OF LOWER DUPLEX FLOOR	=	GROSS – 2		-	GROSS – 1			
	=	360.421		-	314.198			
GROSS –3	=	46.223			SQM			

DOOR/ WINDOW SCHEDULE (TOWER-3)

S. NO.	TAGS	WIDTH	LINTEL	CILL	LOCATION	FIRE RATINGS
DOORS						
1	D	1200	2400	0	Handicap W.R	
2	D1	1050	2400	0	M.Bedroom, Bedroom	
3	D2	900	2400	0	S.Room,Study	
4	D3	800	2400	0	Toilet,M.Toilet, P.Room,S.Room	
EXTERNAL DOORS						
1	SD	7230	Beam Bottom	0	Living, Dining	
2	SD1	2575	Beam Bottom	0	Bedroom 2	
3	SD2	2125	Beam Bottom	0	Bedroom 2,M.Bedroom	
4	SD3	1750	Beam Bottom	0	Bedroom 1	
5	SD4	1425	Beam Bottom	0	Kitchen,Family Lounge	
	DW1	1300	SHORT Bottom	0/900	Family Lounge	
6	DW2	1300	Beam Bottom	0/1200	Kitchen	
	DW3	1250	2400	0/900	U.Balcony/S.Room,Study	
GLAZINGS						
1	GL1	17860	6800	0	Still Lobby	
2	GL2	17460	2700	0	Triple height Lobby	
WINDOWS						
1	V	1200	2400	100	VRV Door	
2	V1	600	2400	100	Shaft	
3	V2	800	2400	1200	S.Toilet,Service	
4	V3	600	2400	1200	S. Toilet,M. Toilet, Toilet,H. W.C	
5	W	1250	2400	900	Staircase	
6	W1	1000	2400	900	Staircase	
FIRE DOORS AND WINDOW						
1	FD	1250	2400	0	Fire Exit	2hr
2	FD1	1200	2400	0	Entrance Door, Staircase /corridore/Lift Lobby	2hrs
3	FD2	1050	2400	0	Fire Exit	2hrs
4	FD3	1000	2400	0	Service/Shaft	
5	FD4	900	2400	0	Lobby Pressurization, Shaft,S.Room, Study	2hrs
6	FD5	800	2400	0	Shaft,S.Room,Study	
7	FD6	1200	2400	0	Entrance Door	1hr
7	FHD1	1050	2400	0	FHC Shaft	

DOOR/ WINDOW SCHEDULE (TOWER-3)

S. NO.	TAGS	WIDTH	LINTEL	CILL	LOCATION	FIRE RATINGS
FIRE DOORS AND WINDOW						
1	BFD1	1200	2400	0	Fire staircase,staircase, Lift Lobby,	2hrs
2	BFD2	1000	2400	0	Service Shaft	2hrs
3	BFD3	900	2400	0	Shaft	2hrs
4	BFHD1	1000	2400	0	FHC Shaft	2hrs

FAR AREA CALCULATION OF UPPER DUPLEX - TOWER 3

GROSS – A								
Sr. No	Nos		Length		Width			Area (SQM)
1	1	X	0.160	X	1.390	=		0.222
2	1	X	3.385	X	1.710	=		5.788
3	1	X	3.610	X	2.200	=		7.942
4	1	X	3.625	X	0.900	=		3.263
5	1	X	0.135	X	0.500	=		0.068
6	1	X	0.650	X	0.300	=		0.195
7	1	X	13.685	X	9.235	=		126.381
8	1	X	2.525	X	2.570	=		6.489
9	1	X	0.650	X	0.300	=		0.195
10	1	X	3.610	X	3.100	=		11.191
11	1	X	0.165	X	0.500	=		0.083
12	1	X	3.415	X	1.710	=		5.840
13	1	X	0.160	X	1.390	=		0.222
14	1	X	36.530	X	10.375	=		378.999
15	1	X	0.240	X	1.800	=		0.432
16	1	X	0.500	X	0.160	=		0.080
17	1	X	3.075	X	1.800	=		5.535
19	1	X	0.225	X	1.800	=		0.405
21	1	X	3.060	X	1.800	=		5.508
22	1	X	0.500	X	0.165	=		0.083
23	1	X	0.240	X	1.800	=		0.432
			TOTAL			=		559.352
GROSS – C			DEDUCTIONS					
Sr. No	Nos		Length		Width			Area (SQM)
A	1	X	1.300	X	0.745	=		0.969
B	1	X	1.300	X	0.700	=		0.910
C	1	X	1.955	X	3.230	=		6.315
D	1	X	1.350	X	2.015	=		2.720
E	1	X	2.390	X	3.000	=		7.170
F	1	X	0.900	X	0.900	=		0.810
G	1	X	0.645	X	2.020	=		1.303
H	1	X	0.645	X	1.205	=		0.777
J	1	X	2.545	X	0.670	=		1.705
K	1	X	2.545	X	0.755	=		1.921
L	1	X	0.470	X	1.640	=		0.771
M	1	X	10.395	X	1.525	=		15.852
N	2	X	2.375	X	2.505	=		11.899
N1	2	X	1.550	X	1.550	=		4.805
N2	2	X	3.210	X	3.375	=		21.668
N3	2	X	1.925	X	0.700	=		2.695
N4	2	X	1.085	X	0.500	=		1.085
N5	2	X	0.300	X	0.550	=		0.330
N6	1	X	0.200	X	0.550	=		0.110
S	2	X	2.450	X	2.505	=		12.275
U	2	X	0.765	X	1.370	=		2.096
V	2	X	0.160	X	1.020	=		0.326
					TOTAL	=		98.512
STAIRCASE AREA CALCULATATION								
GROSS - B								
Sr. No	Nos		Length		Width			Area (SQM)
ST1	2	X	4.945	X	3.225	=		31.895
ST2	1	X	1.255	X	1.450	=		1.820
ST3	1	X	1.470	X	1.060	=		1.558
ST4	1	X	2.590	X	2.405	=		6.229
ST5	1	X	0.125	X	1.515	=		0.189
ST6	1	X	1.250	X	3.625	=		4.531
					TOTAL	=		46.223
NET FAR - TOWER-3								
NET FAR AREA OF UPPER DUPLEX FLOOR	=	GROSS – A		-	GROSS – B		-	GROSS – C
	=	559.352		-	46.223		-	98.512
GROSS –1	=	414.617			SQM			
BUILT-UP AREA - TOWER 3								
NET BUILT AREA OF UPPER DUPLEX FLOOR	=	GROSS – 1		+	GROSS – B			
	=	414.617		+	46.223			
GROSS –2	=	460.840			SQM			
NON FAR AREA - TOWER 3								
NON FAR AREA OF UPPER DUPLEX FLOOR	=	GROSS – 2		-	GROSS – 1			
	=	460.840		-	414.617			
GROSS –3	=	46.223			SQM			

LEGEND :-		
BYMBOL		DESCRIPTION
A		150Ø FIRE HYDRANT PIPE FOR LOWER ZONE
B		150Ø FIRE HYDRANT PIPE FOR MIDDLE ZONE
C		150Ø FIRE HYDRANT PIPE FOR UPPER ZONE
D		150Ø FIRE SPRINKLER PIPE FOR LOWER ZONE
E		150Ø FIRE SPRINKLER PIPE STAND BY FOR LOWER ZONE
F		150Ø FIRE SPRINKLER PIPE FOR MIDDLE ZONE
G		150Ø FIRE SPRINKLER PIPE STAND BY FOR MIDDLE ZONE
H		150Ø FIRE SPRINKLER PIPE FOR UPPER ZONE
I		150Ø FIRE SPRINKLER PIPE STAND BY FOR UPPER ZONE
J		80Ø FHC DRAIN PIPE

SUNKEN WATCH	
TOILET / KITCHEN 60 MM SUNK	
TILE SIZE BALCONY LOCAL DEPRESSION 75 MM UP TO SHAFT	
600 MM WIDE SHAFT ACCESS DOOR	
SHAFT PLATFORM	

PLUMBING CUTOUT NOTES:-	
*	75 x 75 MM CUTOUT FOR WASH BASIN
	150 x 150 MM CUTOUT FOR FLOOR TRAP & FLOOR DRAIN
FT	FLOOR TRAP
FD	FLOOR DRAIN
BD	BALCONY DRAIN

DTP (HQ) Member BPAC
STP (Hq) Member Secretary BPAC
CTP Chairman BPAC

SANCTIONED VIDE MEMO No. 98815 DATED 30-3-26

Note :-
1. BUILDING HAS AUTOMATIC SPRINKLER SYSTEM WHEREVER REQUIRED BY NBC.
2. BUILDING WILL BE DESIGNED (STRUCTURES) AS PER RELEVENT IS CODES FOR EARTH QUAKE RESISTANCE.
3. ALL BUILDING 100% POWER BACKUP.

PROJECT:

PROPOSED BUILDING PLAN OF G.H. SITE NO.24 IN SECTOR-53 GURUGRAM OF AREA MEASURING 7.413 ACRES BEING DEVELOPED BY M/S GODREJ PROPERTIES LTD.

ASSOCIATE ARCHITECTS

GG ASSOCIATES
134, First floor, Vipul Business Park. Sohna Road, Sector-48,Gurugram-122018(Hr.)
(PH-9560794794,9871004573)

OWNER'S SEAL & SIGNATURE

For Godrej Properties Ltd.
Authorised Signatory

ARCHITECT'S SEAL & SIGNATURE

Ar. Ravinder Yadav (CA/1004573) 30/01/2026
FSO. (HQ) Member BPAC

FEB.-2026 | Scale : 1:100 | Drawing No:- T3-02

Drawing Title: DUPLEX LOWER FLOOR PLAN (1ST FLOOR PLAN) DUPLEX UPPER FLOOR PLAN (2ND FLOOR PLAN) & AREA CALCULATION

Approved for Public Health Internal Service only. Not to be construed as in forwarding approval 27/2/26

Superintending Engineer (HQ)
For Chief Engineer