DOOR WINDOW SCHEDULE						
TYPE	Finished Opening Size [W x H]	Width	Lintel Ht. from FFL	Sill Ht. from FFL	Location	Fire Rating
DOORS						
D01	1200X2450	1200	2450	0	Entrance door	-
D02	1000X2450	1000	2450	0	Bedroom door	-
D03	800X2450	800	2450	0	Toilet door	-
D04	900X2450	900	2450	0	Servent room door	-
DW01	1500X2450	1500	2450	0	Utility kitchen door	-
DW02	1400X2450	1400	2450	0	Servent utility door	-
SLIDING DOOR SCHEDULE						
SD1	2300X2450	2300	2450	0		-
SD2	2450X2450	2450	2450	0		-
SD3	1665X2450	1665	2450	0	Guest bedroom	-
SD4	4775X2450	4775	2450	0	3bhk living	-
SD5	5775X2450	5775	2450	0	3bhk + living	-
SD6	5850X2450	5850	2450	0	3bhk ++ living	-
SD7	6265X2450	6265	2450	0	4bhk living	-
SD8	2650X2450	2650	2450	0		-
WINDOWS						
W01	750X1250	750	2450	1200	Toilet	-
W02	600X1250	600	2450	1200	Guest room toilet	-
W03	750X2150	750	2450	300	Master dresser	-
W04 (SILL FROM CORRIDS. LANDING)	900X1250	900	2450	1200	Staircase	-
W05	1500X2150	1500	2450	300	Study	-
W06	600X2150	600	2450	300	Bedroom	-
FIRE DOOR SCHEDULE						
FD01	1200X2450	1200	2450	0	Staircase door	2hr
FD01'	1200X2450	1200	2450	0	Fire staircase door	2hr
LIFT DOOR						
L1	1200X2450	1200	2450	0	Lift door	-
L2	1000X2450	1000	2450	0	Fire Lift door	-
CORE SHAFT DOOR						
FD03	1050X2100	1050	2400	300	Elec. Shaft	2hr
FD05	600X2100	600	2400	300	LV	2hr
FD07	900X2100	900	2400	300	CWS	-
GD	900X2100	900	2400	300	FHC	-

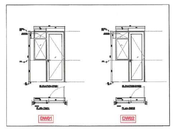

TYPICAL MECHANICAL VENTILATION SECTION

TYPICAL TOILET VENTILATION ROOM FOR TOILET								
S NO.	LOCATION	AREA Sq. ft	HEIGHT (ft)	VOLUME (Cu ft)	DESIGN CFM (CFM)	SELECTED EXHAUST FAN	FAN SIZE	EXHAUST DUCT SIZE (MM)
1	Bedroom Toilet	3.64	3.10	11.29	66.43	100.00	150 mm	110 (OD)
2	Utility Toilet	2.45	3.10	7.60	44.67	100.00	150 mm	110 (OD)

PLUMBING VERTICAL PIPES SCHEDULES:-	
1	100ø SOIL & WASTE PIPE
2	100ø WASTE PIPE
3	100ø WASTE PIPE FOR KITCHEN
4	75ø VENT PIPE
5	DOMESTIC WATER SUPPLY MAIN PIPE
6	DOMESTIC WATER SUPPLY BRANCH PIPE
7	FLUSHING WATER SUPPLY MAIN PIPE
8	FLUSHING WATER SUPPLY BRANCH PIPE
9	DOMESTIC WATER RISER TO OHT
10	FLUSHING WATER RISER TO OHT
R	RAIN WATER PIPE

PLUMBING LEGEND		
SYM.	DESCRIPTION	
1	BV	BALL VALVE
2	DWS	DOMESTIC WATER SUPPLY
3	FWS	FLUSHING WATER SUPPLY
4	DWR	DOMESTIC WATER RISER
5	FWR	FLUSHING WATER RISER

TYPICAL MECHANICAL VENTILATION SECTION

TYPICAL TOILET VENTILATION ROOM FOR TOILET								
S NO.	LOCATION	AREA Sq. ft	HEIGHT (ft)	VOLUME (Cu ft)	DESIGN CFM (CFM)	SELECTED EXHAUST FAN	FAN SIZE	EXHAUST DUCT SIZE (MM)
1	Bedroom Toilet	3.64	3.10	11.29	66.43	100.00	150 mm	110 (OD)
2	Utility Toilet	2.45	3.10	7.60	44.67	100.00	150 mm	110 (OD)

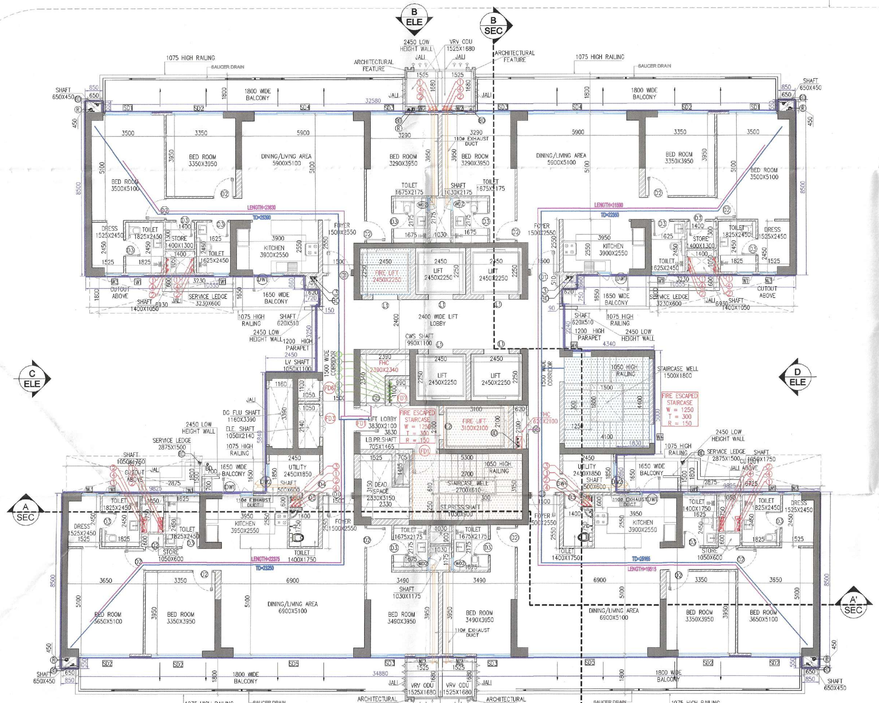

FLOORS	LEVEL	UNITS
43TH FLOOR	+144950	4
	TOTAL UNITS =	20

43TH FLOOR PLAN
TOWER-02

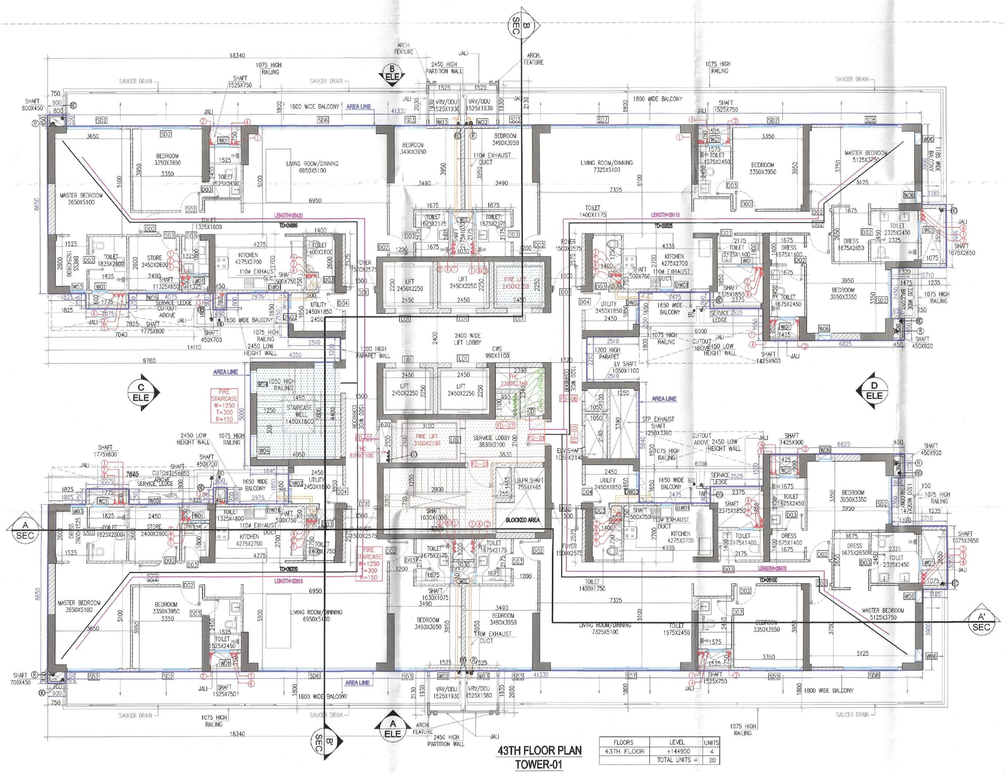

FLOORS	LEVEL	UNITS
43TH FLOOR	+144950	4
	TOTAL UNITS =	20

43TH FLOOR PLAN
TOWER-01

Note :-

1. BUILDING HAS AUTOMATIC SPRINKLER SYSTEM WHEREVER REQUIRED BY NBC.
2. BUILDING WILL BE DESIGNED (STRUCTURES) AS PER RELEVENT IS CODES FOR EARTH QUAKE RESISTANCE.
3. ALL TOILET & KITCHEN HAVE PERMANENT VENTILATION /EXHAUST
4. ALL BUILDINGS ARE NATURALLY VENTILATED AND WHERE EVER REQUIRED MECHANICAL VENTILATION IS PROPOSED WITH 100% POWER BACKUP.

S.T.P.(HQ) Member Secretary B.P.A.C. | S.T.P.(G) Member B.P.A.C. | C.TP.(HR) Chairman B.P.A.C.

JDT (HQ) Member B.P.A.C. | ATP(HQ) | ATP(HQ) | AD | PA | ATP

SANCTIONED
TO BE ISSUED WITH THE OFFICE
MEMO NO.: 41935
DATED: 30-11-2025

Rajesh Dutt
SD(HQ)

Project

PROPOSED BUILDING PLAN OF **RESIDENTIAL** GROUP HOUSING COLONY OVER AN AREA MEASURING 5.1375 ACRE (LICENSE NO. 62 OF 2025 DATED 01-05-2025) IN SECTOR 103, GURUGRAM BEING DEVELOPED BY BABBLER PROJECTS PVT. LTD. AND AIPL BHARAT INFRASTRUCTURE PRIVATE LIMITED IN COLLABORATION WITH AIPL BHARAT INFRASTRUCTURE PRIVATE LIMITED.

Client

AIPL Bharat Infrastructure Pvt. Ltd.
AIPL Business Club, 5th Floor, Sector 62, Gurugram 122 002, Haryana, IN
Phone: +91 92111 60000 Ext: 7794

Architects:
Morphogenesis
Plot No. 41, Industrial Estate,
Okhla Phase-III,
New Delhi 110020, India
TEL: +91 11 41828070
FAX: 91 11 26490351
E Mail:studio@morphogenesis.org

Associate Architects:
SBA Design N Code LLP
Architecture-Codes-Interiors
(Formerly known as SDNS)
69,Nora Niwas Bhawani Kunj
(Behind D2), Vasant Kunj,
New Delhi-110070.
Mob.: 9810791652,9811077209

Checked and found ok for Public Health (Internal) Service only subject to comments in in forwarding letter No. 2-8/1526 Dt. 26/09/25

Superintending Engineer (HQ) for Chief Engineer-I HSVP, Panchkula

OWNER'S SEAL & SIGNATURE

AIPL BHARAT INFRASTRUCTURE PRIVATE LIMITED

ARCHITECT'S SEAL & SIGNATURE

POOJA NIKHAR
CA/2012/55585

MORPHOGENESIS (Pvt. Ltd.) Ph: 011-41828070 New Delhi, Delhi-110020

AUGUST-2025	Scale : 1:100	
Drawing Title:- 43RD FLOOR PLAN TOWER-01 & 02		Drawing No:- T1-04a
N		A 02-SEPT-25