FLOORS	LEVEL	UNITS
2ND FLOOR	+1950	4
3RD FLOOR	+12850	4
4TH FLOOR	+19550	4
5TH FLOOR	+26250	4
6TH FLOOR	+32950	4
7TH FLOOR	+39650	4
8TH FLOOR	+46350	4
9TH FLOOR	+53050	4
10TH FLOOR	+59750	4
11TH FLOOR	+66450	4
12TH FLOOR	+73150	4
13TH FLOOR	+79850	4
14TH FLOOR	+86550	4
15TH FLOOR	+93250	4
16TH FLOOR	+99950	4
17TH FLOOR	+106650	4
18TH FLOOR	+113350	4
19TH FLOOR	+120050	4
20TH FLOOR	+126750	4
21ST FLOOR	+133450	4
22ND FLOOR	+140150	4
23RD FLOOR	+146850	4
24TH FLOOR	+153550	4
25TH FLOOR	+160250	4
26TH FLOOR	+166950	4
27TH FLOOR	+173650	4
28TH FLOOR	+180350	4
29TH FLOOR	+187050	4
30TH FLOOR	+193750	4
31ST FLOOR	+200450	4
32ND FLOOR	+207150	4
33RD FLOOR	+213850	4
34TH FLOOR	+220550	4
35TH FLOOR	+227250	4
36TH FLOOR	+233950	4
37TH FLOOR	+240650	4
38TH FLOOR	+247350	4
39TH FLOOR	+254050	4
40TH FLOOR	+260750	4
41ST FLOOR	+267450	4
42ND FLOOR	+274150	4
43RD FLOOR	+280850	4
	TOTAL UNITS =	152

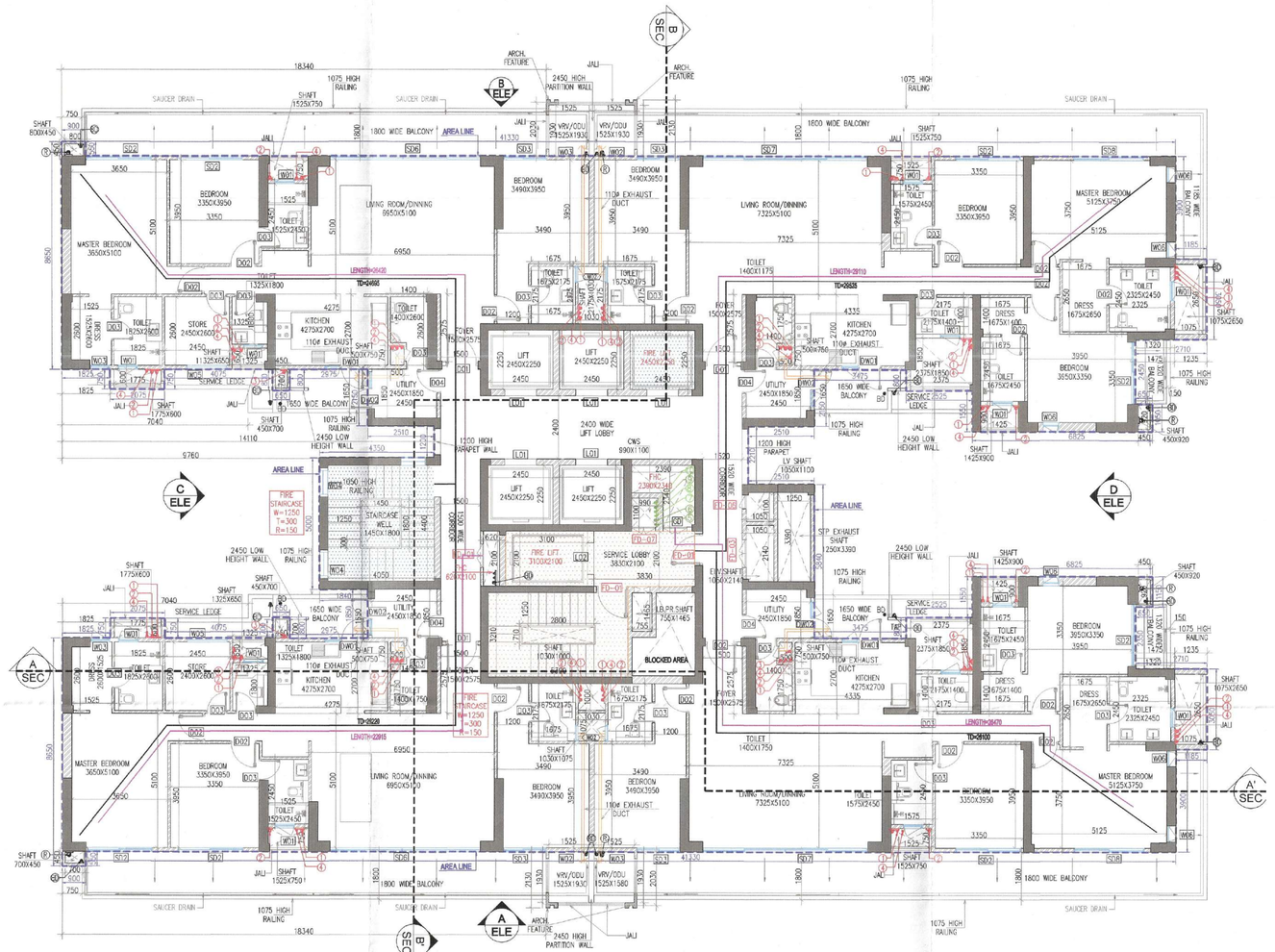

TYPICAL(2nd TO 17th, 19TH TO 26TH, 28TH TO 35TH, 37TH TO 42TH) FLOOR PLAN (TOWER-1)

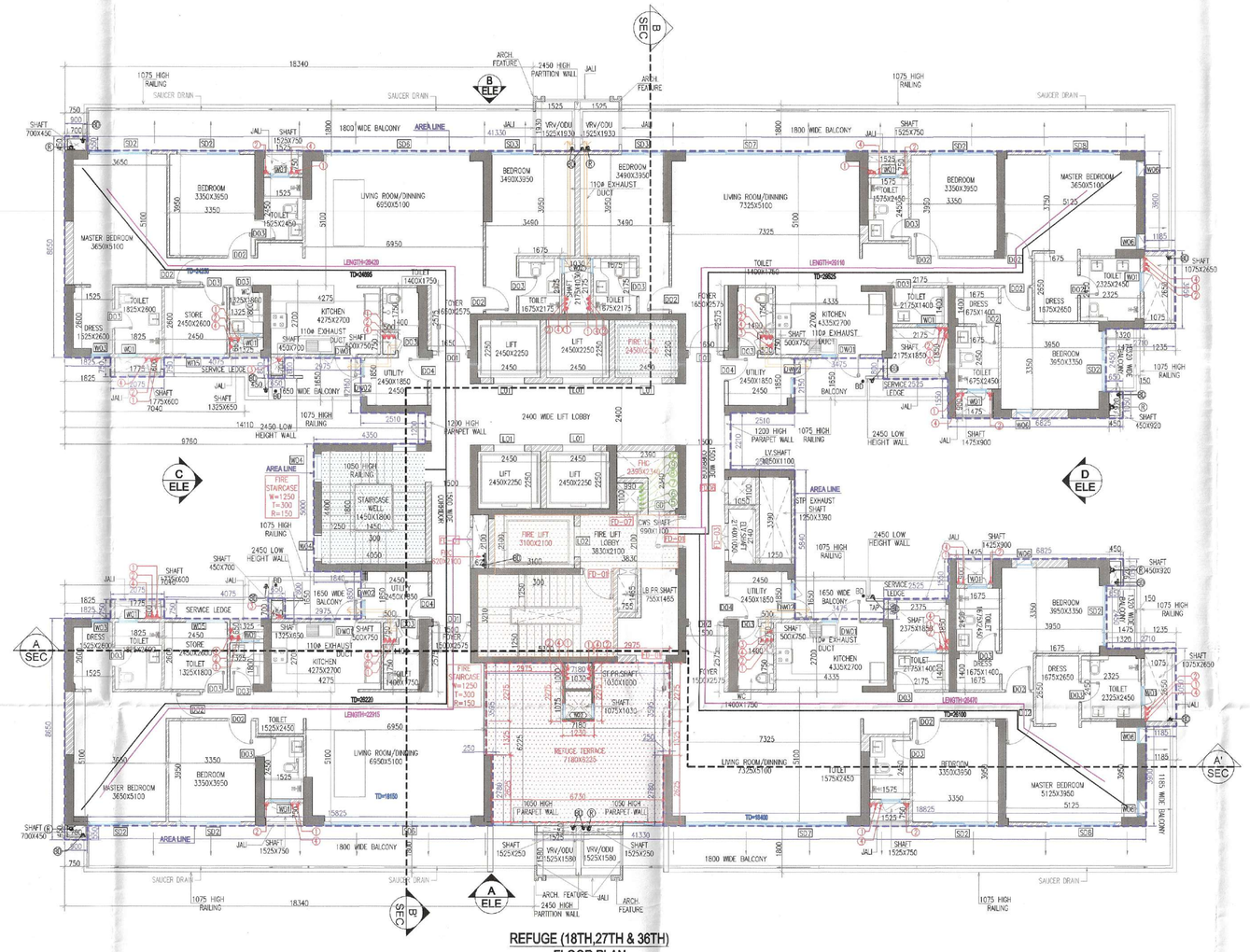

REFUGE (18TH,27TH & 36TH) FLOOR PLAN (TOWER-1)

REFUGE FLOOR	LEVEL	UNITS
18TH FLOOR	+62450	4
27TH FLOOR	+92150	4
36TH FLOOR	+121850	4
	TOTAL UNITS	12

DOOR WINDOW SCHEDULE					
TYPE	Finished Opening Size (W x H)	Width	Lintel Ht. from FFL	Sill Ht. from FFL	Location / Fire Rating
DOORS					
D01	1200X2410	1200	2450	0	Entrance door
D02	1000X2410	1000	2450	0	Bedroom door
D03	800X2410	800	2450	0	Toilet door
D04	900X2410	900	2450	0	Servent room door
DW01	1500X2410	1500	2450	0	Utility kitchen door
DW02	1400X2410	1400	2450	0	Servent utility door
SLIDING DOOR SCHEDULE					
SD1	2300X2410	2300	2450	0	
SD2	2450X2410	2450	2450	0	
SD3	1665X2410	1665	2450	0	Guest bedroom
SD4	4775X2410	4775	2450	0	3bhk living
SD5	5775X2410	5775	2450	0	3bhk + living
SD6	5850X2410	5850	2450	0	3bhk ++ living
SD7	6265X2410	6265	2450	0	4bhk living
SD8	2650X2410	2650	2450	0	
WINDOWS					
W01	750X1250	750	2450	1200	Toilet
W02	600X1250	600	2450	1200	Guest room toilet
W03	750X1250	750	2450	300	Master dresser
W04 (SILL FROM CORRES. LANDING)	900X1250	900	2450	1200	Staircase
W05	1500X1250	1500	2450	300	Study
W06	600X1250	600	2450	300	Bedroom
FIRE DOOR SCHEDULE					
FD01	1200X2450	1200	2450	0	Staircase door / 2hr
FG01	1200X2450	1200	2450	0	Fire staircase door / 2hr
LIFT DOOR					
L1	1200X2450	1200	2450	0	Lift door
L2	1000X2450	1000	2450	0	Fire Lift door
CORE SHAFT DOOR					
FD03	1050X2100	1050	2400	300	Elec. Shaft / 2hr
FD06	600X2100	600	2400	300	LV / 2hr
FD07	900X2100	900	2400	300	CWS
GD	900X2100	900	2400	300	FHC

REFUGE AREA CALCULATION - (18TH,27TH & 36TH) FLOOR (TOWER-1)								
GROSS – A								
r1	=	2	X	2.975	X	3.275	=	19.513 SQM
r2	=	1	X	7.180	X	1.325	=	9.514 SQM
r3	=	1	X	8.730	X	1.625	=	14.186 SQM
					TOTAL		=	43.213 SQM
TOTAL REFUGE AREA	=	GROSS – A						
BUILTUP AREA OF (18TH,27TH,36TH) FLOOR (REFUGE)	=	40.718 SQM						
	=	817.190 SQM						
BUITUP AREA OF TYPICAL FLOOR	=	910.712 SQM						
TOTAL	=	1627.902 SQM						
TOTAL NO. OF OCCUPANT	=	1627.902/12.5	=	130 PERSONS				
REFUGE AREA REQUIRED	=	130X0.3	+	0.9(ADDITIONAL SPACE TO ACCOMMODATE WHEEL CHAIR SPACE @0.9 SQM PER 200 POPULATION)				
	=	39.070	+	0.9				
	=	39.970	SQM					
REFUGE AREA PROVIDED	=	40.718	SQM					

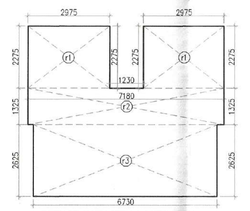

REFUGE (18TH,27TH & 36TH) AREA (TOWER-1)

TYPICAL TOILET VENTILATION ROOM FOR TOILET								
S NO.	LOCATION	AREA Sq. ft	HEIGHT (ft)	VOLUME (Cu ft)	DESIGN CFM (CFM)	SELECTED EXHAUST FAN	FAN SIZE	EXHAUST DUCT SIZE (MM)
1	Bedroom Toilet	3.64	3.10	11.28	66.43	100.00	150 mm	110 (OD)
2	Utility Toilet	2.45	3.10	7.60	44.67	100.00	150 mm	110 (OD)

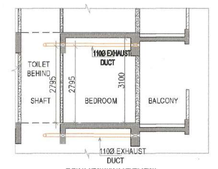

TYPICAL MECHANICAL VENTILATION SECTION

PLUMBING VERTICAL PIPES SCHEDULES:-		
1		100M SOIL & WASTE PIPE
2		100M WASTE PIPE
3		100M WASTE PIPE FOR KITCHEN
4		75M VENT PIPE
5		DOMESTIC WATER SUPPLY MAIN PIPE
6		DOMESTIC WATER SUPPLY BRANCH PIPE
7		FLUSHING WATER SUPPLY MAIN PIPE
8		FLUSHING WATER SUPPLY BRANCH PIPE
9		DOMESTIC WATER RISER TO CHT
10		FLUSHING WATER RISER TO CHT
R		RAIN WATER PIPE

PLUMBING LEGEND			
SYM.	DESCRIPTION		
1	BV		BALL VALVE
2	DWC		DOMESTIC WATER SUPPLY
3	FWC		FLUSHING WATER SUPPLY
4	DWR		DOMESTIC WATER RISER
5	FWR		FLUSHING WATER RISER

Note :-

1. BUILDING HAS AUTOMATIC SPRINKLER SYSTEM WHEREVER REQUIRED BY NBC.
2. BUILDING WILL BE DESIGNED (STRUCTURES) AS PER RELEVENT IS CODES FOR EARTH QUAKE RESSTANCE.
3. ALL TOILET & KITCHEN HAVE PERMANENT VENTILATION /EXHAUST
4. ALL BUILDINGS ARE NATURALLY VENTILATED AND WHERE EVER REQUIRED MECHANICAL VENTILATION IS PROPOSED WITH 100% POWER BACKUP.

TYPICAL FLOOR AREA CALCULATION (TOWER-1)									
GROSS – A									
1	2	X	0.900	X	0.650	=	0.990		SQM
2	1	X	11.600	X	8.100	=	93.960		SQM
3	2	X	2.075	X	0.750	=	3.113		SQM
4	2	X	0.850	X	0.850	=	1.445		SQM
5	1	X	16.930	X	10.250	=	173.533		SQM
6	1	X	3.425	X	7.525	=	25.768		SQM
7	1	X	2.625	X	8.800	=	23.100		SQM
8	1	X	6.175	X	10.450	=	64.529		SQM
9	1	X	1.925	X	8.850	=	10.599		SQM
10	1	X	1.185	X	3.050	=	3.614		SQM
11	1	X	0.850	X	1.050	=	0.893		SQM
12	1	X	0.850	X	1.150	=	0.978		SQM
13	1	X	1.185	X	3.050	=	3.614		SQM
14	1	X	1.925	X	8.850	=	10.599		SQM
15	1	X	6.175	X	10.450	=	64.529		SQM
16	1	X	2.525	X	8.800	=	22.273		SQM
17	1	X	2.510	X	5.840	=	14.658		SQM
18	1	X	11.610	X	8.050	=	93.478		SQM
19	1	X	2.925	X	8.850	=	17.262		SQM
20	1	X	1.185	X	3.050	=	3.614		SQM
21	1	X	32.595	X	8.150	=	265.641		SQM
						=	902.022		SQM
					TOTAL	=	902.022		SQM
DEDUCTION AREA									
GROSS –C									
d1	2	X	0.750	X	0.450	=	0.675		SQM
d2	2	X	1.025	X	0.850	=	1.743		SQM
d3	2	X	1.325	X	0.850	=	2.248		SQM
d4	2	X	1.775	X	0.850	=	3.017		SQM
d5	2	X	0.450	X	0.750	=	0.675		SQM
d6	4	X	0.800	X	0.750	=	2.400		SQM
d7	2	X	0.450	X	0.750	=	0.675		SQM
d8	4	X	0.800	X	0.750	=	2.400		SQM
d9	5	X	0.450	X	2.250	=	5.063		SQM
d10	2	X	0.450	X	2.250	=	2.025		SQM
d10a	2	X	1.775	X	2.375	=	8.431		SQM
d11	1	X	2.840	X	2.340	=	6.646		SQM
d12	1	X	6.130	X	2.210	=	13.547		SQM
d12a	1	X	4.720	X	2.340	=	11.045		SQM
d13	1	X	2.840	X	1.460	=	4.146		SQM
d17	1	X	4.650	X	4.400	=	17.830		SQM
r1	2	X	7.180	X	3.595	=	25.812		SQM
r2	1	X	6.680	X	2.790	=	18.572		SQM
					TOTAL	=	182.353		SQM
TOTAL TYPICAL FLOOR FAR AREA	=	GROSS – A	-	GROSS – B					
	=	902.022	-	182.353					
	=	719.767	SQM						
NON FAR AREA									
GROSS –C									
d10	1	X	2.840	X	2.375	=	6.731		SQM
d11	1	X	2.840	X	2.340	=	6.646		SQM
d12	1	X	6.130	X	2.210	=	13.547		SQM
d12a	1	X	4.720	X	2.340	=	11.045		SQM
d13	1	X	2.840	X	1.460	=	11.612		SQM
d17	1	X	4.650	X	4.400	=	17.830		SQM
r1	2	X	7.180	X	3.595	=	25.812		SQM
r2	1	X	6.680	X	2.790	=	18.572		SQM
					TOTAL	=	116.481		SQM
NON FAR DEDUCTION AREA									
GROSS –D									
y1	1	X	3.100	X	2.100	=	6.510		SQM
y2	1	X	2.700	X	0.550	=	1.485		SQM
y3	1	X	0.790	X	1.400	=	1.106		SQM
y4	1	X	0.990	X	1.100	=	1.089		SQM
y5	1	X	1.200	X	2.340	=	2.808		SQM
y6	1	X	1.190	X	1.040	=	1.238		SQM
y7	1	X	1.450	X	1.600	=	2.610		SQM
					TOTAL	=	18.846		SQM
TOTAL NON FAR AREA OF TYPICAL FLOOR	=	GROSS –C	-	GROSS –D					
	=	116.481	-	18.846					
	=	97.424	SQM						
TOTAL BUILTUP AREA OF TYPICAL FLOOR	=	FAR AREA	+	NON FAR AREA					
	=	719.767	+	97.424					
	=	817.190	SQM						

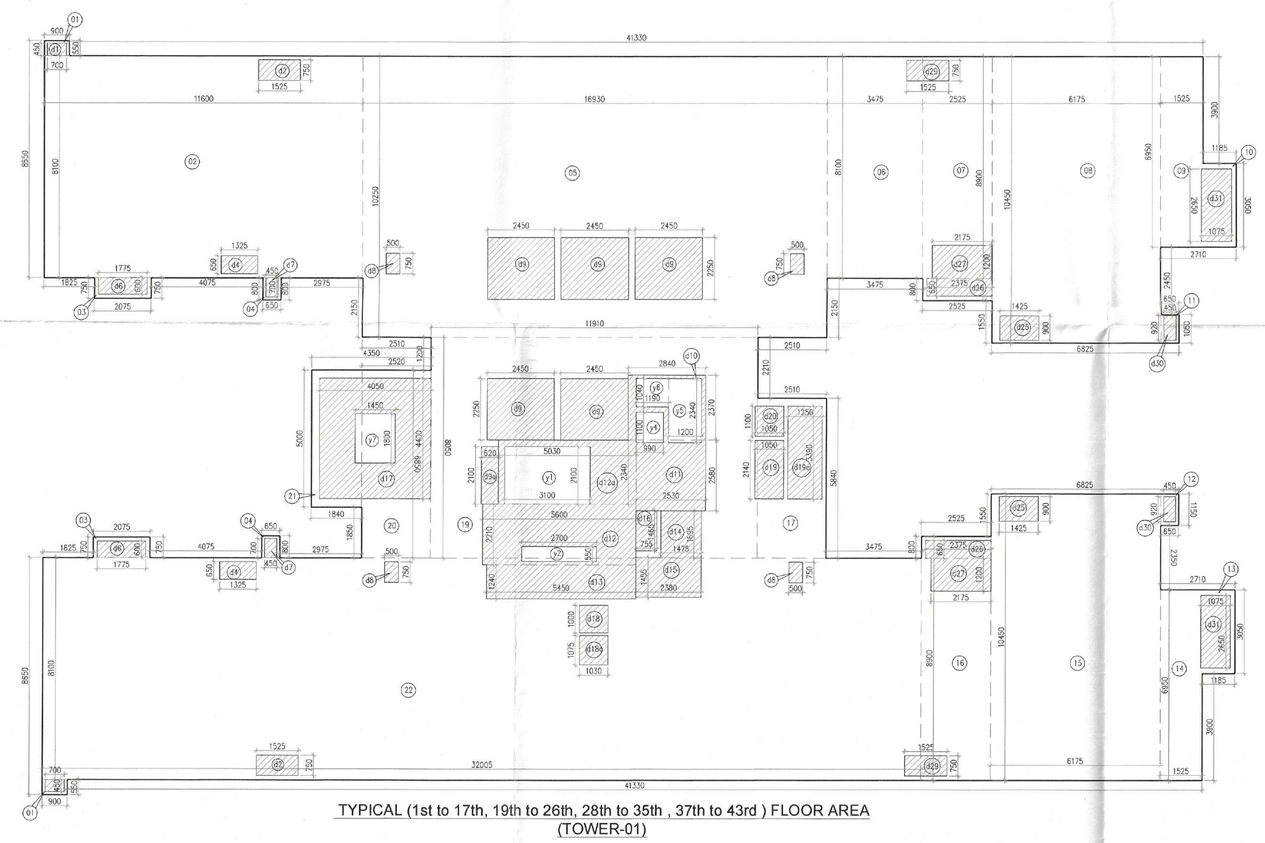

TYPICAL (1st to 17th, 19th to 26th, 28th to 35th , 37th to 43rd) FLOOR AREA (TOWER-01)

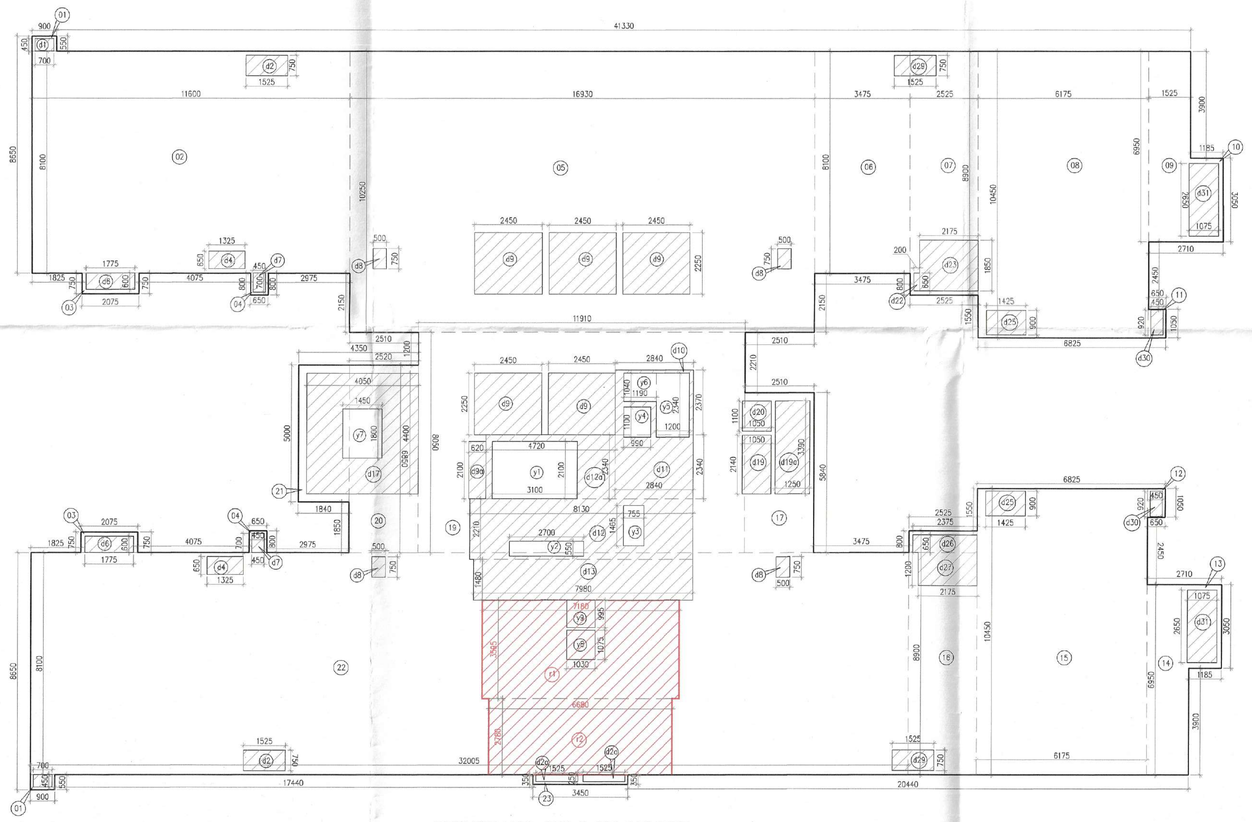

REFUGE (18th, 27th & 36th) FLOOR TOWER-01

TYPICAL REFUGE FLOOR AREA CALCULATION (TOWER-1)									
GROSS – A									
1	2	X	0.900	X	0.650	=	0.990		SQM
2	1	X	11.600	X	8.100	=	93.960		SQM
3	2	X	2.075	X	0.750	=	3.113		SQM
4	2	X	0.850	X	0.850	=	1.445		SQM
5	1	X	16.930	X	10.250	=	173.533		SQM
6	1	X	3.425	X	7.525	=	25.768		SQM
7	1	X	2.625	X	8.800	=	23.100		SQM
8	1	X	6.175	X	10.450	=	64.529		SQM
9	1	X	1.925	X	8.850	=	10.599		SQM
10	1	X	1.185	X	3.050	=	3.614		SQM
11	1	X	0.850	X	1.050	=	0.893		SQM
12	1	X	0.850	X	1.150	=	0.978		SQM
13	1	X	1.185	X	3.050	=	3.614		SQM
14	1	X	1.925	X	8.850	=	10.599		SQM
15	1	X	6.175	X	10.450	=	64.529		SQM
16	1	X	2.525	X	8.800	=	22.273		SQM
17	1	X	2.510	X	5.840	=	14.658		SQM
18	1	X	11.610	X	8.050	=	93.478		SQM
19	1	X	2.925	X	8.850	=	17.262		SQM
20	1	X	1.185	X	3.050	=	3.614		SQM
21	1	X	32.595	X	8.150	=	265.641		SQM
22	1	X	3.450	X	3.350	=	11.558		SQM
					TOTAL	=	902.022		SQM
DEDUCTION AREA									
GROSS –C									
d1	2	X	0.750	X	0.450	=	0.675		SQM
d2	2	X	1.025	X	0.850	=	1.743		SQM
d3	2	X	1.325	X	0.850	=	2.248		SQM
d4	2	X	1.775	X	0.850	=	3.017		SQM
d5	2	X	0.450	X	0.750	=	0.675		SQM
d6	4	X	0.800	X	0.750	=	2.400		SQM
d7	2	X	0.450	X	0.750	=	0.675		SQM
d8	4	X	0.800	X	0.750	=	2.400		SQM
d9	5	X	0.450	X	2.250	=	5.063		SQM
d10	2	X	0.450	X	2.250	=	2.025		SQM
d10a	2	X	1.775	X	2.375	=	8.431		SQM
d11	1	X	2.840	X	2.340	=	6.646		SQM
d12	1	X	6.130	X	2.210	=	13.547		SQM
d12a	1	X	4.720	X	2.340	=	11.045		SQM
d13	1	X	2.840	X	1.460	=	4.146		SQM
d17	1	X	4.650	X	4.400	=	17.830		SQM
r1	2	X	7.180	X	3.595	=	25.812		SQM
r2	1	X	6.680	X	2.790	=	18.572		SQM
					TOTAL	=	182.353		SQM
TOTAL TYPICAL REFUGE FLOOR FAR AREA	=	GROSS – A	-	GROSS – B					
	=	902.022	-	182.353					
	=	719.767	SQM						
NON FAR AREA									
GROSS –C									
d10	1	X	2.840	X	2.375	=	6.731		SQM
d11	1	X	2.840	X	2.340	=	6.646		SQM
d12	1	X	6.130	X	2.210	=	13.547		SQM
d12a	1	X	4.720	X	2.340	=	11.045		SQM
d13	1	X	2.840	X	1.460	=	11.612		SQM
d17	1	X	4.650	X	4.400	=	17.830		SQM
r1	2	X	7.180	X	3.595	=	25.812		SQM
r2	1	X	6.680	X	2.790	=	18.572		SQM
					TOTAL	=	116.481		SQM
NON FAR DEDUCTION AREA									
GROSS –D									
y1	1	X	3.100	X	2.100	=	6.510		SQM
y2	1	X	2.700	X	0.550	=	1.485		SQM
y3	1	X	0.790	X	1.400	=	1.106		SQM
y4	1	X	0.990	X	1.100	=	1.089		SQM
y5	1	X	1.200	X	2.340	=	2.808		SQM
y6	1	X	1.190	X	1.040	=	1.238		SQM
y7	1	X	1.450	X	1.600	=	2.610		SQM
y8	1	X	1.030	X	1.070	=	1.102		SQM
y9	1	X	1.030	X	0.995	=	1.025		SQM
					TOTAL	=	18.878		SQM
TOTAL NON FAR AREA OF TYPICAL REFUGE FLOOR	=	GROSS –C	-	GROSS –D					
	=	116.481	-	18.878					
	=	97.424	SQM						
TOTAL BUILTUP AREA OF TYPICAL REFUGE FLOOR	=	FAR AREA	+	NON FAR AREA					
	=	719.767	+	97.424					
	=	817.190	SQM						

Project

PROPOSED BUILDING PLAN OF **RESIDENTIAL** GROUP HOUSING COLONY OVER AN AREA MEASURING 5.1375 ACRE (LICENSE NO. 62 OF 2025 DATED 01-05-2025) IN SECTOR 103, GURUGRAM BEING DEVELOPED BY BABBLER PROJECTS PVT. LTD. AND AIPL BHARAT INFRASTRUCTURE PRIVATE LIMITED IN COLLABORATION WITH AIPL BHARAT INFRASTRUCTURE PRIVATE LIMITED.

Client

AIPL Bharat Infrastructure Pvt. Ltd.
AIPL Business Club, 5th Floor, Sector 62,
Gurugram 122 002, Haryana, IN
Phone: +91 92111 60000 Ext: 7794

Architects:

Morphogenesis
Plot No. 41, Industrial Estate,
Okhla Phase-III,
New Delhi 110020, India
TEL: +91 11 41828070
FAX: 91 11 26490351
E Mail:studio@morphogenesis.org

Associate Architects:

SBA Design N Code LLP
Architecture·Codes·Interiors
(Formerly known as SBANS)
69,Nora Niwas Bhawani Kunj
(Behind D2), Vasant Kunj,
New Delhi-110070.
Mob.: 9810791652,9811077209

S.C.P.(HQ) Member Secretary B.P.A.C. — C.T.P.(HQ) Member B.P.A.C. — C.T.P.(HQ) Chairman B.P.A.C.

D.T.P.(HQ) — A.T.P.(HQ) — Rajesh Dutt SD(HQ) — AD — PA — ATP

SANCTIONED TO BE READ WITH THE CONDITIONS ATTACHED VIDE NO. 41192 DATED 22-9-2025

OWNER'S SEAL & SIGNATURE — Joint Director Monitoring BPA(C)

AIPL BHARAT INFRASTRUCTURE PRIVATE LIMITED — Authorised Signatory

ARCHITECT'S SEAL & SIGNATURE

POOJA NIKHAR CA/2012/55585

Checked and found ok for Public Health (External Service only subject to compliance to Municipal norms)

Approved as per No. 25 Scale 1:100

Drawing Title: TYPICAL (1ST TO 17th, 19TH TO 26TH, 28TH TO 35TH, 37TH TO 42ND) & REFUGE (18TH,27TH & 36TH) FLOOR PLAN & AREA CALCULATION TOWER-01

Drawing No: T1-04

A

02-SEPT-25