FIRST FLOOR				
SCHEDULE OF DOOR WINDOW				
S.NO.	TYPE	SIZE	SILL	LINTEL
1.	FD1	2000X2400	00	2400
2.	GD1	1200X2400	00	2400
3.	GD3	2400X2400	00	2400
4.	D1	1000X2100	00	2100
5.	D1a	1200X2100	00	2100
6.	D1b	600X2100	00	2100
7.	D3	2000X2400	00	2400
8.	W1	2000X1200	00	2400

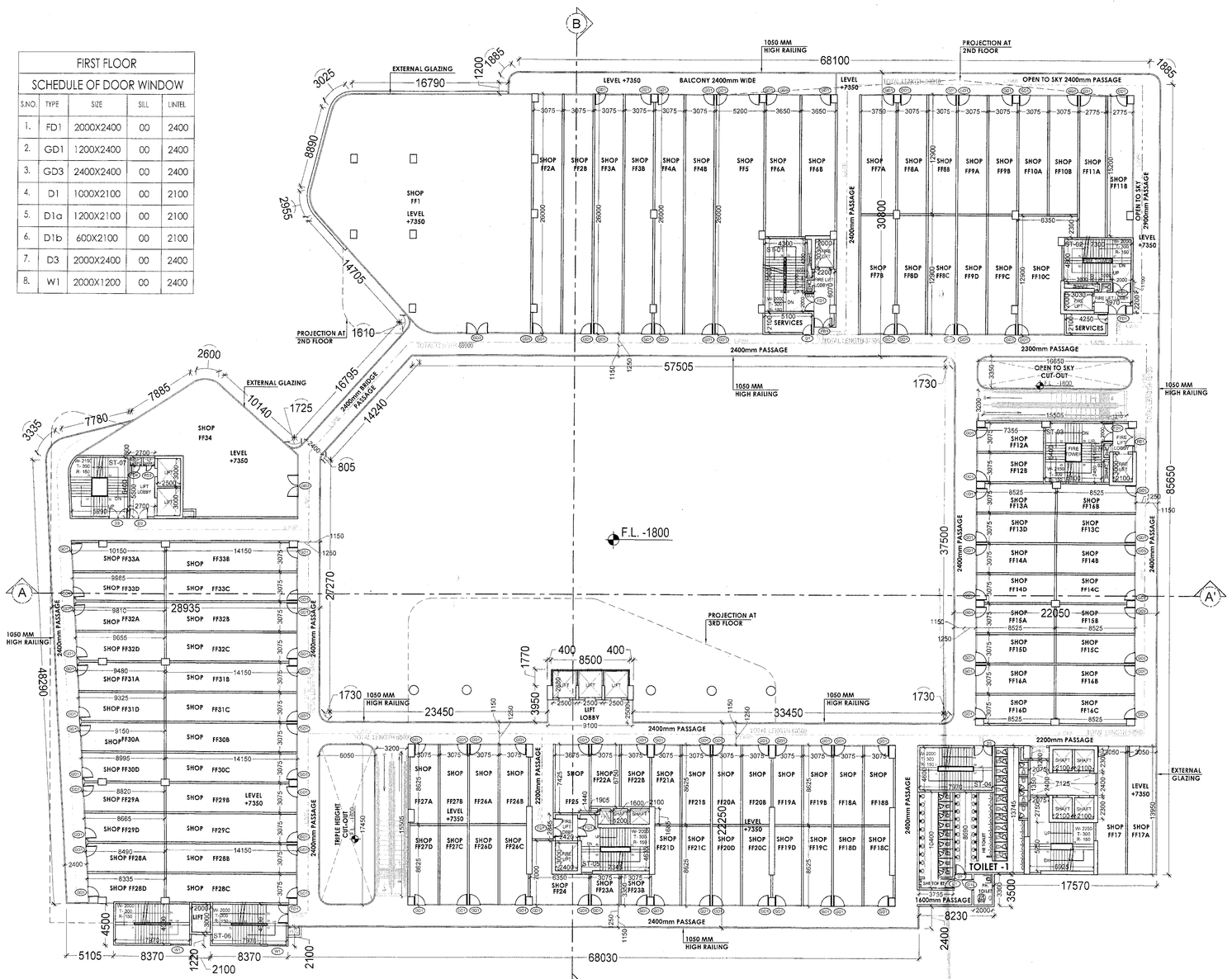

FIRST FLOOR - FLOOR PLATE AREA

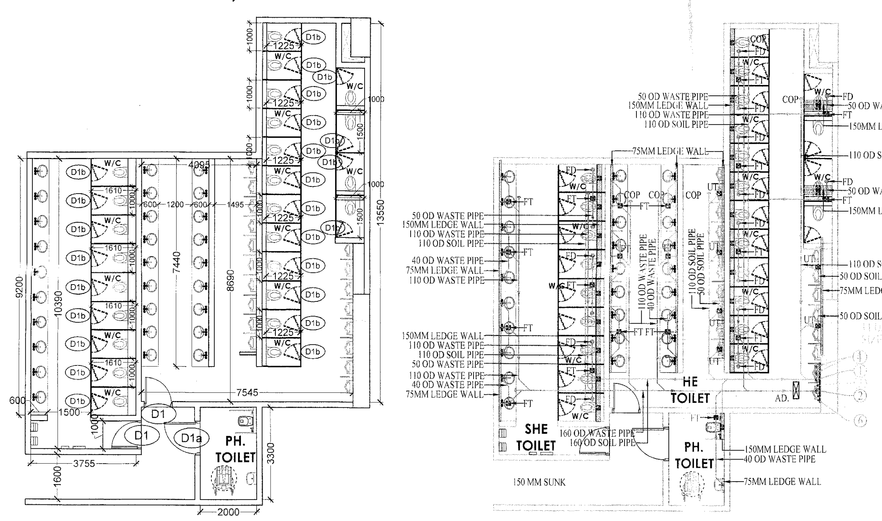

TOILET - 1 BLOW-UP

FIRST (RETAIL)	AREA	TOTAL OCCU.	PERMANENT POPULATION			FLOATING POPULATION			TOTAL		TOTAL PROVIDED	
			TOTAL	M	F	TOTAL	M	F	M	F	M	F
	5733.84	956	96	64	32	860	573	287				
WC				3	3		11	6	14	9	16	9
BASIN				3	3		11	6	14	9	18	10
URINALS				3	-		11	-	14	-	18	-

EXIT WIDTH CALCULATION ON FIRST FLOOR					
AREA	OCCUPANT LOAD FACTOR	OCCUPANCY	STAIRCASE WIDTH FACTOR	REQD. STAIRCASE WIDTH	TOTAL REQD. STAIRCASE WIDTH
(SQ.MT.)	(SQ.M./PERSON)	(PERSON)		(MM)	(MT.)
5733.841	6	956	10	9556	10

EXIT PROVIDED								
STAIRCASE	ST-01	ST-02	ST-03	ST-04	ST-05	ST-06	ST-07	TOTAL
METER	2	2	2	2	2	2	2.15	14.30

LEGEND :-	
DESCRIPTION	SYMBOL
160 OD uPVC SOIL & VENT PIPE	1
110 OD uPVC SOIL & VENT PIPE	1a
160 OD uPVC WASTE & VENT PIPE	2
110 OD uPVC WASTE & VENT PIPE	2a
110 OD uPVC KITCHEN WASTE & VENT PIPE	2b
75 OD VENT PIPE (V.P)	3
160 OD uPVC RAIN WATER PIPE	4
75 OD MUMMTY & BALCONY RAIN WATER PIPE	4a
75 OD UTILITY BALCONY DRAIN PIPE	4b
110 OD uPVC RAIN WATER PIPE FOR TERRACE	4c
DOMESTIC WATER SUPPLY DN. TAKE	5
FLUSHING WATER SUPPLY DN. TAKE	6
DOMESTIC WATER SUPPLY RISER	7
FLUSHING WATER SUPPLY RISER	8
DOMESTIC HYDRO-PNUEMATIC WATER SUPPLY PIPE DOWN TAKE UPPER 3 FLOORS	5a
PIPE DROP	
FLOOR DRAIN (FD)	
FLOOR TRAP (FT)	
KHURRA 200x200mm. WITH SLOTTED GRATING	
KHURRA 450X450mm (TERRACE).	
BALCONY DRAIN PIPE	
DOMESTIC WATER SUPPLY (DWS)	
HYDROPNEUMATIC DOMESTIC WATER (HRDW)	
FLUSHING WATER SUPPLY (FWS)	
FLUSHING WATER SUPPLY RISER	
DOMESTIC WATER SUPPLY RISER	
100Ø SOIL PIPE	
100Ø WASTE PIPE	
75Ø VENT PIPE	
RAIN WATER PIPE	
HEALTH FAUCET	H.F
ACCESS DOOR (AD)	
BALL VALVE / BUTTERFLY VALVE	B.V
NON RETURN VALVE	N.R.V

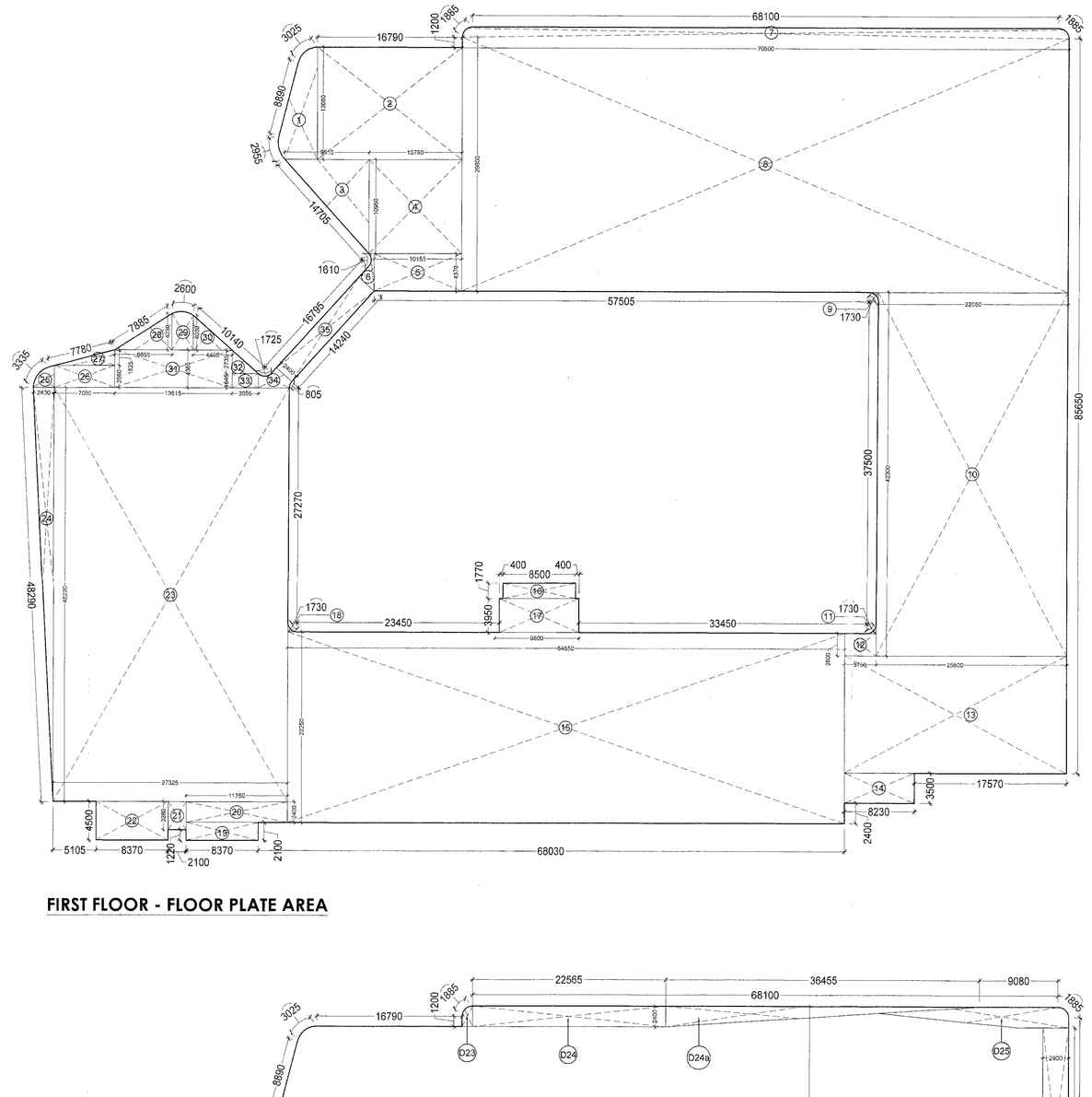

FIRST FLOOR AREA PLAN

S.T.P.(HQ) Member-Secretary B.P.A.C. | S.T.P.(G) Member B.P.A.C. | C.T.P.(HR) Chairman B.P.A.C.

AD PA ATP

Ram Avtar Bassi JD(HQ)

DRAWING TITLE	DRAWING NO.
FLOOR PLANS FIRST FLOOR	S07

FIRST FLOOR AREA DETAIL								
FIRST FLOOR- FLOOR PLATE AREA DETAIL								
ITEM	WIDTH-1		WIDTH-2		LENGTH	FACTOR	NOS	AREA
1					P-LINE			43.997
2	16.790	+		X	33.080	X 1	X 1	239.633
3	9.830	+		X	30.950	X 0.5	X 1	53.730
4	30.780	+		X	30.950	X 1	X 1	118.043
5	30.155	+		X	4.370	X 1	X 1	44.377
6					P-LINE			3.626
7					P-LINE			83.981
8	70.500	+		X	29.600	X 1	X 1	2086.800
9					P-LINE			0.259
10	22.050	+		X	42.300	X 1	X 1	932.715
11					P-LINE			0.259
12	3.750	+		X	2.600	X 1	X 1	9.750
13	25.800	+		X	13.750	X 1	X 1	354.750
14	8.230	+		X	3.500	X 1	X 1	28.805
15	64.652	+		X	22.250	X 1	X 1	1438.463
16	8.500	+		X	1.770	X 1	X 1	15.045
17	9.800	+		X	3.950	X 1	X 1	38.710
18					P-LINE			0.259
19	8.370	+		X	2.100	X 1	X 1	17.577
20	11.750	+		X	2.400	X 1	X 1	28.200
21	3.280	+		X	2.100	X 1	X 1	6.888
22	8.370	+		X	4.500	X 1	X 1	37.665
23	27.325	+		X	48.220	X 1	X 1	1317.613
24	2.430	+		X	48.220	X 0.5	X 1	58.587
25					P-LINE			4.678
26	7.050	+		X	2.560	X 1	X 1	18.048
27	7.050	+		X	1.825	X 0.5	X 1	6.439
28	6.655	+		X	4.230	X 0.5	X 1	14.075
29					P-LINE			10.752
30	4.495	+		X	4.030	X 0.5	X 1	9.057
31	13.615	+		X	4.385	X 1	X 1	59.702
32	3.055	+		X	2.735	X 0.5	X 1	4.178
33	3.055	+		X	1.645	X 1	X 1	5.025
34					P-LINE			2.988
35	14.240	+		X	2.400	X 1	X 1	34.176
TOTAL AREA (A)								7111.501

DEDUCTIONS								
ITEM	WIDTH-1		WIDTH-2		LENGTH	FACTOR	NOS	AREA
D1	3.030	+		X	2.000	X 1	X 1	6.060
D2	0.900	+		X	4.200	X 1	X 1	3.780
D3	0.600	+		X	1.200	X 1	X 1	0.720
D4	3.800	+		X	0.700	X 1	X 1	2.660
D5	1.000	+		X	0.700	X 1	X 1	0.700
D6	3.030	+		X	2.000	X 1	X 1	6.060
D7					P-LINE			58.298
D8	15.505	+		X	3.200	X 1	X 1	49.616
D9	0.780	+		X	1.490	X 1	X 1	1.162
D10	0.625	+		X	2.455	X 1	X 1	1.533
D11	2.100	+		X	3.000	X 1	X 1	6.300
D12	2.100	+		X	2.300	X 1	X 4	19.320
D12a	2.075	+		X	1.200	X 1	X 1	2.490
D12b	7.125	+		X	2.400	X 1	X 1	17.100
D12c	2.075	+		X	2.750	X 1	X 1	5.706
D12d	2.075	+		X	1.390	X 1	X 1	2.883
D13	2.500	+		X	2.880	X 1	X 3	21.600
D14	1.200	+		X	1.685	X 1	X 1	2.022
D15	1.500	+		X	1.685	X 1	X 1	2.696
D16	2.100	+		X	1.685	X 1	X 1	3.539
D17	2.400	+		X	3.000	X 1	X 1	7.200
D18	3.200	+		X	15.505	X 1	X 1	49.616
D19					P-LINE			104.336
D20	2.000	+		X	3.000	X 1	X 1	6.000
D21	2.500	+		X	3.000	X 1	X 2	15.000
D22	2.700	+		X	0.800	X 1	X 1	2.160
D23					P-LINE			2.570
D24	22.565	+		X	2.400	X 1	X 1	54.156
D24a	36.455	+		X	2.400	X 0.5	X 1	43.746
D25					P-LINE			34.859
D26	2.900	+		X	24.950	X 1	X 1	72.355
D27	64.300	+		X	1.150	X 1	X 1	50.945
D28					OBSOLETE			0.000
D29	1.350	+		X	2.400	X 1	X 1	3.240
D30	66.580	+		X	1.150	X 1	X 1	76.682
D31					P-LINE			53.098
D32					P-LINE			7.853
D33	1.032	+		X	1.150	X 0.5	X 1	0.593
D34	56.470	+		X	1.150	X 1	X 1	64.941
D35					P-LINE			4.112
D36	1.150	+		X	37.500	X 1	X 1	43.125
D37					P-LINE			4.112
D38	33.450	+		X	1.150	X 1	X 1	38.468
D39	23.450	+		X	1.150	X 1	X 1	26.968
D40					P-LINE			4.112
D41	1.150	+		X	26.410	X 1	X 1	30.372
D42					P-LINE			0.757
TOTAL DEDUCTION (D) =								1054.836

NON-FAR								
N1	2.200	+		X	6.070	X 1	X 1	13.354
N2	4.300	+		X	7.900	X 1	X 1	33.970
N2a	1.000	+		X	2.000	X 1	X 1	2.000
N3	7.300	+		X	4.900	X 1	X 1	35.770
N3a	2.000	+		X	1.100	X 1	X 1	2.200
N4	3.970	+		X	2.200	X 1	X 1	8.734
N5	6.100	+		X	6.400	X 1	X 1	39.040
N5a	1.210	+		X	2.000	X 1	X 1	2.420
N6	2.165	+		X	3.120	X 1	X 1	6.692
N7	6.925	+		X	5.250	X 1	X 1	36.356
N8	7.970	+		X	4.600	X 1	X 1	36.662
N9	7.345	+		X	4.635	X 1	X 1	34.044
N9a	2.905	+		X	1.640	X 1	X 1	2.763
N10	2.420	+		X	2.845	X 1	X 1	6.883
N11	7.970	+		X	4.300	X 1	X 1	34.271
N12	7.970	+		X	4.300	X 1	X 1	34.271
N13					P-LINE			18.904
TOTAL NON-FAR (N) =								396.127
TOTAL FIRST FLOOR FAR AREA = A-((D+N)								5730.541

PRINCIPAL ARCHITECT:

ACPL

ISO 9001:2015

Architecture Management Planning

ACPL Design Ltd

www.acplonline.com

E-24 South Extension-1 New Delhi-110049, India E: contact@acplonline.com T: +91 11 24622100 +91 11 24640700

PROJECT:-

PROPOSED COMMERCIAL DEVELOPMENT ON KH. NO. 5416/4228/1741, 4234/ 1747, 4235/1747 FALLING UNDER VILLAGE GURGAON GAON (SECTOR-14) TEHSIL & DISTRICT - GURUGRAM, HARYANA BEING DEVELOPED BY - M/S SPJ PROPERTIES PRIVATE LIMITED

For SPJ PROPERTIES PVT. LTD. Authorised Signatory

OWNER'S/AUTHORIZED SIGN.

SUMEET SHANGARI ARCHITECT CA/87/21741

ARCHITECT'S SIGN.

DRAWING TITLE

FLOOR PLANS FIRST FLOOR

DRAWING NO. - S07

SCALE - 1:250

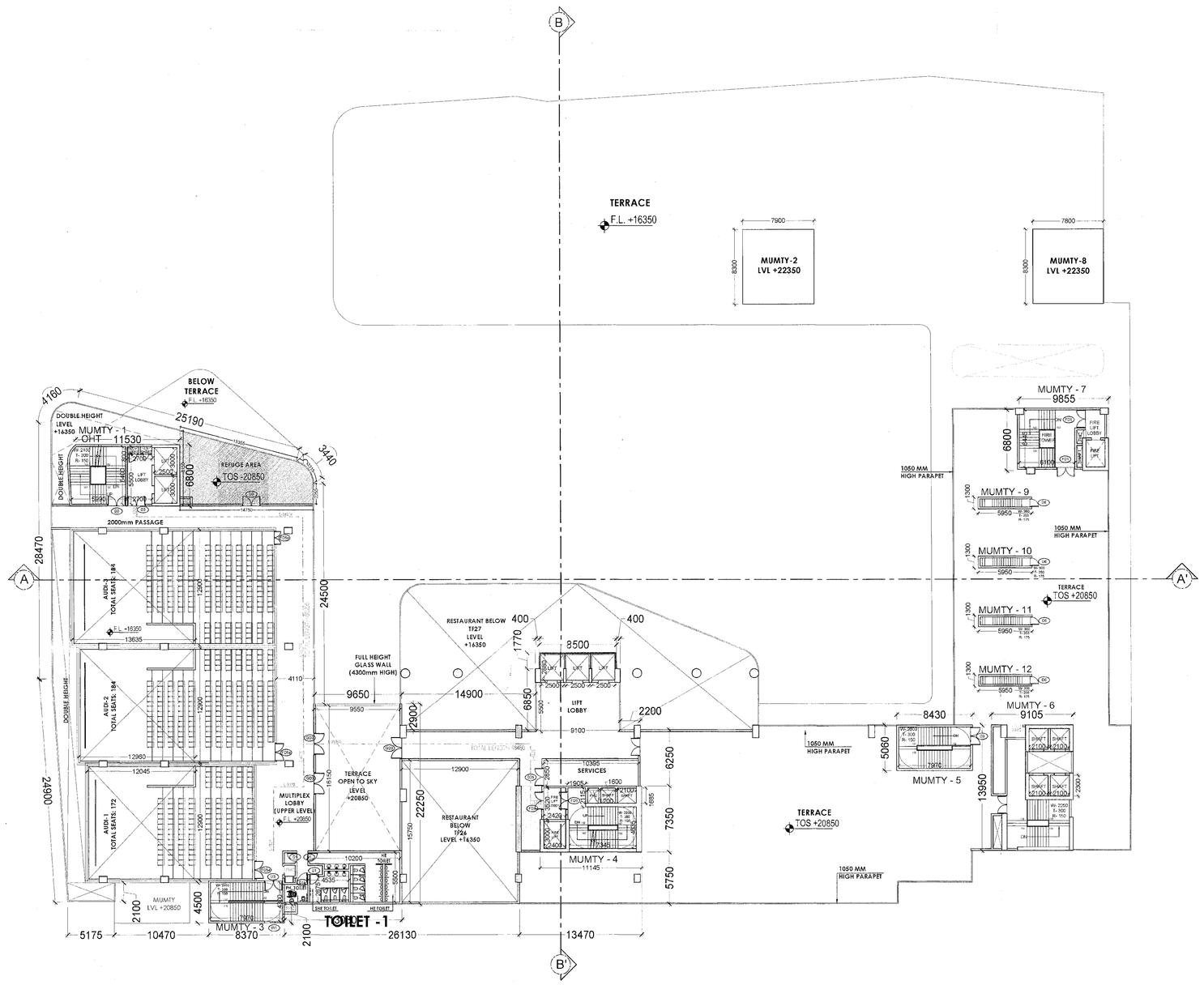

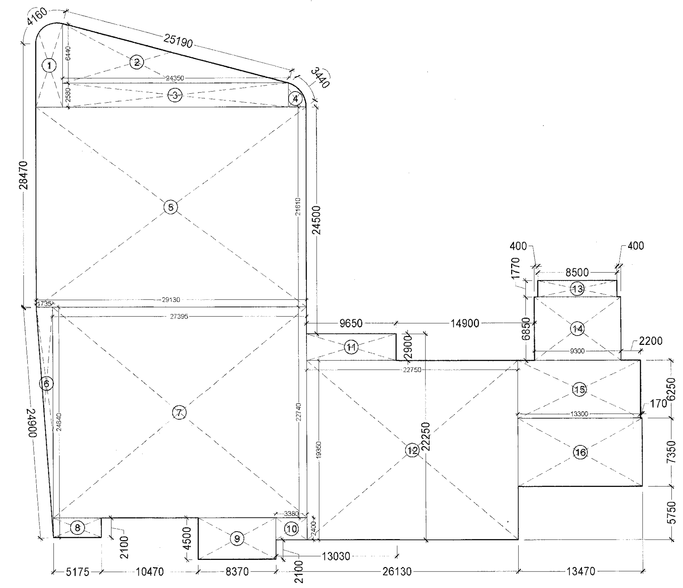

FOURTH FLOOR - FLOOR PLATE AREA

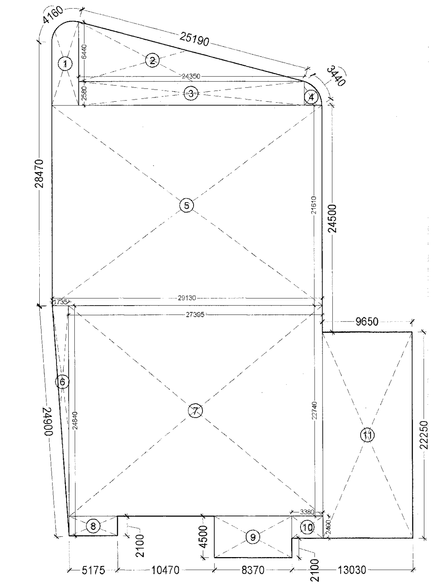

FLOOR PLATE AREA FOR REFUGE CALCULATIONS

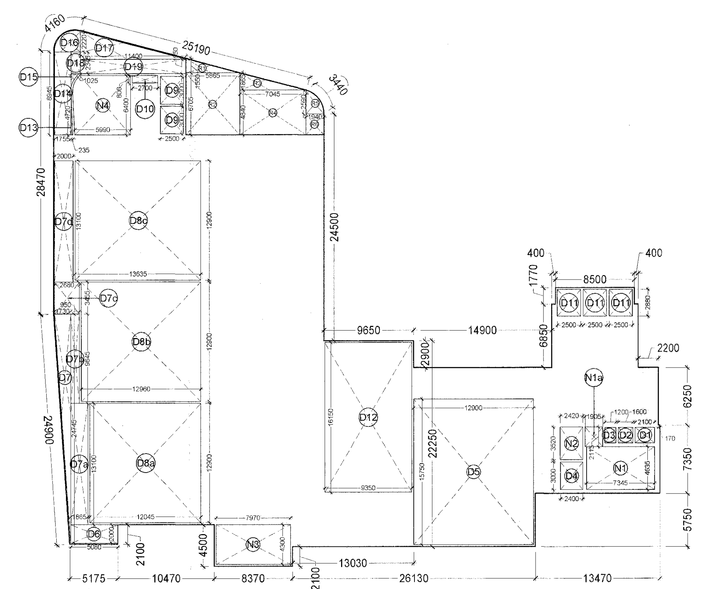

FOURTH FLOOR AREA PLAN

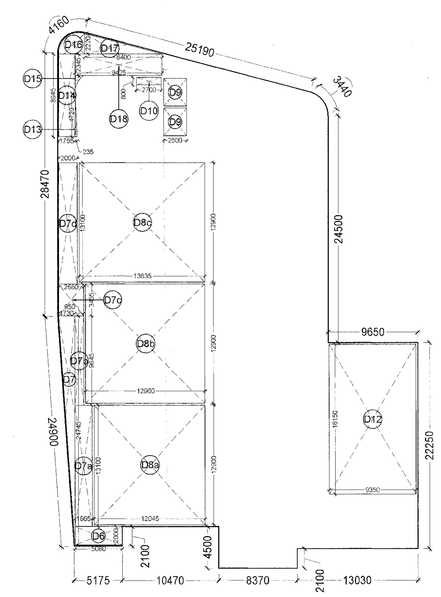

AREA PLAN FOR REFUGE CALCULATIONS

LEGEND :-	
DESCRIPTION	SYMBOL
160 OD uPVC SOIL & VENT PIPE	1
110 OD uPVC SOIL & VENT PIPE	1a
160 OD uPVC WASTE & VENT PIPE	2
110 OD uPVC WASTE & VENT PIPE	2a
110 OD uPVC KITCHEN WASTE & VENT PIPE	2b
75 OD VENT PIPE (V.P)	3
160 OD uPVC RAIN WATER PIPE	4
75 OD MUMMTY & BALCONY RAIN WATER PIPE	4a
75 OD UTILITY BALCONY DRAIN PIPE	4b
110 OD uPVC RAIN WATER PIPE FOR TERRACE	4c
DOMESTIC WATER SUPPLY DN. TAKE	5
FLUSHING WATER SUPPLY DN. TAKE	6
DOMESTIC WATER SUPPLY RISER	7
FLUSHING WATER SUPPLY RISER	8
DOMESTIC HYDRO-PNUEMATIC WATER SUPPLY PIPE DOWN TAKE UPPER 3 FLOORS	5a
PIPE DROP	
FLOOR DRAIN (FD)	
FLOOR TRAP (FT)	
KHURRA 200x200mm. WITH SLOTTED GRATING	
KHURRA 450X450mm (TERRACE).	
BALCONY DRAIN PIPE	
DOMESTIC WATER SUPPLY (DWS)	
HYDROPNEUMATIC DOMESTIC WATER (HYDW)	
FLUSHING WATER SUPPLY (FWS)	
FLUSHING WATER SUPPLY RISER	
DOMESTIC WATER SUPPLY RISER	
100Ø SOIL PIPE	
100Ø WASTE PIPE	
75Ø VENT PIPE	
RAIN WATER PIPE	
HEALTH FAUCET	H.F
ACCESS DOOR (AD)	
BALL VALVE / BUTTERFLY VALVE	B.V
NON RETURN VALVE	N.R.V

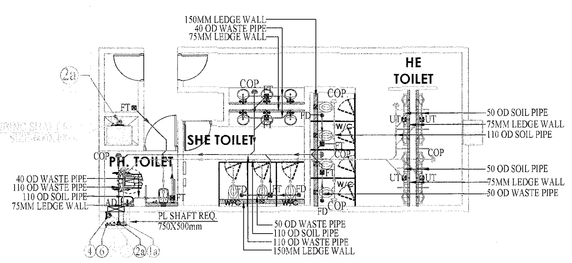

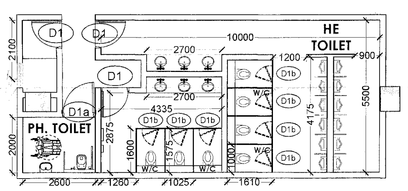

TOILET - 1 BLOW-UP

FOURTH FLOOR					
SCHEDULE OF DOOR WINDOW					
S.NO.	TYPE	SIZE	SILL	LINTEL	REMARKS
1.	FD1	2000X2400	00	2400	2HR RATED DOOR
2.	GD3	2400X2400	00	2400	
3.	D1	1000X2100	00	2100	
4.	D1a	1200X2100	00	2100	
5.	D1b	600X2100	00	2100	
6.	D2b	2400X2400	00	2400	
7.	D3	2000X2400	00	2400	
8.	FD5a	2000X2400	00	2400	4HR RATED DOOR
9.	D6	900X2100	00	2100	
10.	W1	2000X1200	00	2400	

THIRD & FOURTH FLOOR (MULTIPLEX)	AREA	TOTAL OCCU.	PERMANENT POPULATION			FLOATING POPULATION			TOTAL		TOTAL PROVIDED THIRD AND FOURTH FLOOR	
			TOTAL	M	F	TOTAL	M	F	M	F	M	F
		541	54	36	18	487	325	162				
WC				2	2		3	3	5	5	19	12
BASIN				2	2		3	3	5	5	21	13
URINALS				2	-		13	-	15	-	30	-

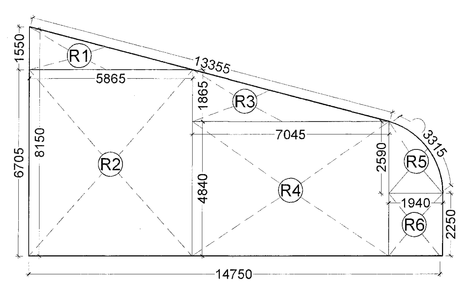

REFUGE AREA

REFUGE AREA PROVIDED											
ITEM	WIDTH-1		WIDTH-2		LENGTH		FACTOR		NOS		AREA
R1	5.865	+		X	1.550	X	0.5	X	1		4.545
R2	5.865	+		X	6.705	X	1	X	1		39.325
R3	7.045	+		X	1.865	X	0.5	X	1		6.569
R4	7.045	+		X	4.84	X	1	X	1		34.098
R5	P-LINE										3.697
R6	1.940	+		X	2.250	X	1	X	1		4.365
TOTAL REFUGE AREA =											92.599

REFUGE AREA REQUIRED		
Total fourth floor area	890.345	
10% floor plate area required for refuge	89.0	
Area for wheel Chair @0.9/200per	1.80	sqm
Total Refuge Area Required	**90.835**	**sqm**
Refuge Area Provided	**92.599**	**sqm**

REFUGE AREA DETAIL											
REFUGE AREA- FLOOR PLATE AREA DETAIL											
ITEM	WIDTH-1		WIDTH-2		LENGTH		FACTOR		NOS		AREA
1	P-LINE										25.044
2	24.350	+		X	6.440	X	0.5	X	1		78.407
3	24.350	+		X	2.580	X	1	X	1		62.823
4	P-LINE										3.625
5	29.130	+		X	21.610	X	1	X	1		629.499
6	1.735	+		X	24.840	X	0.5	X	1		21.549
7	27.395	+		X	22.740	X	1	X	1		622.962
8	5.175	+		X	2.100	X	1	X	1		10.868
9	8.370	+		X	4.500	X	1	X	1		37.665
10	3.380	+		X	2.400	X	1	X	1		8.112
11	9.650	+		X	22.250	X	1	X	1		214.713
TOTAL AREA (A)											1715.266
DEDUCTIONS											
ITEM	WIDTH-1		WIDTH-2		LENGTH		FACTOR		NOS		AREA
D6	5.080	+		X	2.000	X	1	X	1		10.160
D7	1.730	+		X	24.745	X	0.5	X	1		21.404
D7a	13.100	+		X	1.865	X	1	X	1		24.432
D7b	8.045	+		X	0.950	X	1	X	1		7.643
D7c	2.680	+		X	3.455	X	1	X	1		9.259
D7d	13.100	+		X	2.000	X	1	X	1		26.200
D8a	12.045	+		X	12.900	X	1	X	1		155.381
D8b	12.960	+		X	12.900	X	1	X	1		167.184
D8c	13.635	+		X	12.900	X	1	X	1		175.892
D9	2.500	+		X	3.000	X	1	X	2		15.000
D10	2.700	+		X	0.800	X	1	X	1		2.160
D11	2.500	+		X	2.880	X	1	X	3		21.600
D12	9.350	+		X	15.750	X	1	X	1		147.263
D13	4.720	+		X	0.235	X	0.5	X	1		0.555
D14	1.755	+		X	8.945	X	1	X	1		15.698
D15	P-LINE										0.511
D16	P-LINE										5.431
D17	8.400	+		X	2.220	X	1	X	1		18.648
D18	9.425	+		X	2.345	X	1	X	1		22.102
TOTAL DEDUCTION (D) =											824.921
REFUGE AREA = A-D											890.345

FOURTH FLOOR AREA DETAIL											
FOURTH FLOOR- FLOOR PLATE AREA DETAIL											
ITEM	WIDTH-1		WIDTH-2		LENGTH		FACTOR		NOS		AREA
1	P-LINE										25.044
2	24.350	+		X	6.440	X	0.5	X	1		78.407
3	24.350	+		X	2.580	X	1	X	1		62.823
4	P-LINE										3.625
5	29.130	+		X	21.610	X	1	X	1		629.499
6	1.735	+		X	24.840	X	0.5	X	1		21.549
7	27.395	+		X	22.740	X	1	X	1		622.962
8	5.175	+		X	2.100	X	1	X	1		10.868
9	8.370	+		X	4.500	X	1	X	1		37.665
10	3.380	+		X	2.400	X	1	X	1		8.112
11	9.650	+		X	1.770	X	1	X	1		15.045
12	22.750	+		X	19.350	X	1	X	1		440.213
13	8.500	+		X	1.770	X	1	X	1		15.045
14	9.300	+		X	6.850	X	1	X	1		63.705
15	13.300	+		X	6.250	X	1	X	1		83.125
16	13.470	+		X	7.350	X	1	X	1		99.005
TOTAL AREA (A)											2229.631
DEDUCTIONS											
ITEM	WIDTH-1		WIDTH-2		LENGTH		FACTOR		NOS		AREA
D1	2.100	+		X	1.685	X	1	X	1		3.539
D2	1.600	+		X	1.685	X	1	X	1		2.696
D3	1.200	+		X	1.685	X	1	X	1		2.022
D4	2.400	+		X	3.000	X	1	X	1		7.200
D5	12.900	+		X	15.750	X	1	X	1		203.175
D6	5.080	+		X	2.000	X	1	X	1		10.160
D7	1.730	+		X	24.745	X	0.5	X	1		21.404
D7a	13.100	+		X	1.865	X	1	X	1		24.432
D7b	8.045	+		X	0.950	X	1	X	1		7.643
D7c	2.680	+		X	3.455	X	1	X	1		9.259
D7d	13.100	+		X	2.000	X	1	X	1		26.200
D8a	12.045	+		X	12.900	X	1	X	1		155.381
D8b	12.960	+		X	12.900	X	1	X	1		167.184
D8c	13.635	+		X	12.900	X	1	X	1		175.892
D9	2.500	+		X	3.000	X	1	X	2		15.000
D10	2.700	+		X	0.800	X	1	X	1		2.160
D12	9.350	+		X	15.750	X	1	X	1		147.263
D13	4.720	+		X	0.235	X	0.5	X	1		0.555
D14	1.755	+		X	8.945	X	1	X	1		15.698
D15	P-LINE										0.511
D16	P-LINE										5.431
D17	8.400	+		X	2.220	X	1	X	1		18.648
D18	9.425	+		X	2.345	X	1	X	1		22.102
TOTAL DEDUCTION (D) =											1066.194
NON-FAR											
N1	7.345	+		X	4.635	X	1	X	1		34.044
N1A	1.905	+		X	2.115	X	1	X	1		4.029
N2	2.420	+		X	3.520	X	1	X	1		8.518
N3	7.970	+		X	4.300	X	1	X	1		34.271
N4	P-LINE										38.906
R1	5.865	+		X	1.550	X	0.5	X	1		4.545
R2	5.865	+		X	6.705	X	1	X	1		39.325
R3	7.045	+		X	1.865	X	0.5	X	1		6.569
R4	7.045	+		X	4.840	X	1	X	1		34.098
R5	P-LINE										3.361
R6	1.940	+		X	2.250	X	1	X	1		4.365
TOTAL NON-FAR (N) =											212.032
TOTAL FOURTH FLOOR FAR AREA = A-(D+N)											951.405

S.T.P.(HQ) Member Secretary B.P.A.C. | S.T.P.(G) Member B.P.A.C. | C.T.P.(HR) Chairman B.P.A.C.

AD | PA | ATP

Ram Avtar Bassi
JD(HQ)

DRAWING TITLE	DRAWING NO.
FLOOR PLANS - FOURTH FLOOR	S10

PRINCIPAL ARCHITECT:

ACPL

ISO 9001:2015

Architecture Management Planning

ACPL Design Ltd

E-24 Booth Extension -1 New Delhi 110049 India

T: +91 11 24622195 +91 11 24646709

E: contact@acplonline.com F: +91 11 24646069

www.acplonline.com

PROJECT:-

PROPOSED COMMERCIAL DEVELOPMENT ON KH. NO. 5416/4228/1741, 4234/ 1747, 4235/ 1747 FALLING UNDER VILLAGE GURGAON GAON (SECTOR-14) TEHSIL & DISTRICT - GURUGRAM, HARYANA BEING DEVELOPED BY - M/S SPJ PROPERTIES PRIVATE LIMITED

9/07/24 | 7/10/24

OWNER'S/AUTHORIZED SIGN. | ARCHITECT'S SIGN.

DRAWING TITLE

FLOOR PLANS - FOURTH FLOOR

DRAWING NO. - S10 | SCALE - 1:250

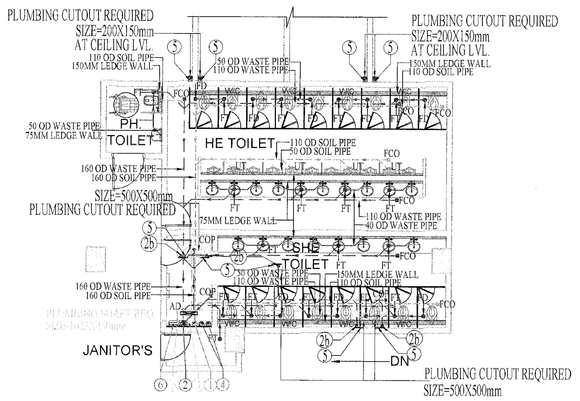

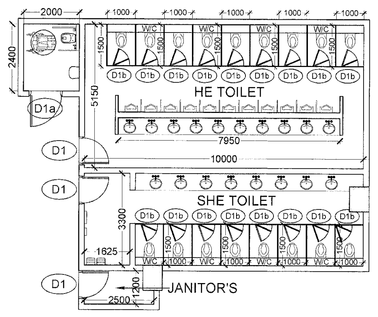

TOILET-1 BLOW-UP

LOWER GROUND (RETAIL)	AREA	TOTAL OCCU.	PERMANENT POPULATION			FLOATING POPULATION			TOTAL		TOTAL PROVIDED	
			TOTAL	M	F	TOTAL	M	F	M	F	M	F
	6396.564	2132	213	142	71	1919	1279	640				
WC				5	4		26	13	31	17	31	17
BASIN				5	4		26	13	31	17	31	18
URINALS				5	-		26	-	31	-	31	-

EXIT WIDTH CALCULATION ON LOWER GROUND FLOOR					
AREA	OCCUPANT LOAD FACTOR	OCCUPANCY	STAIRCASE WIDTH FACTOR	REQD. STAIRCASE WIDTH	TOTAL REQD. STAIRCASE WIDTH
(SQ.MT.)	(SQ.M./PERSON)	(PERSON)		(MM)	(MT.)
6395.564	3	2132	10	21322	21

EXIT PROVIDED							
STAIRCASE	ST-01	ST-02	ST-03	ST-04	ST-05	ST-06	TOTAL
METER	2	2	2.15	2	2	2	12

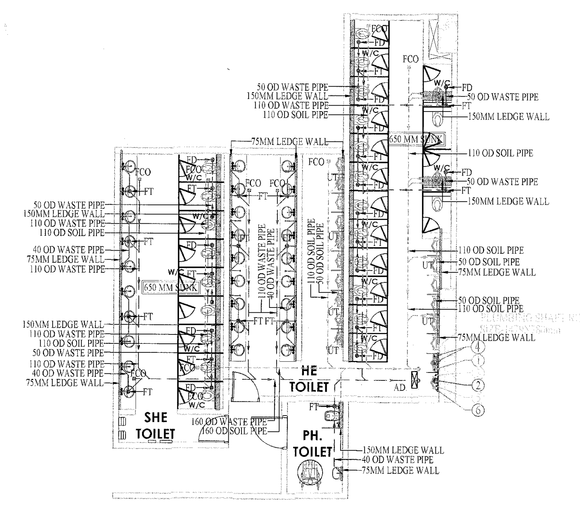

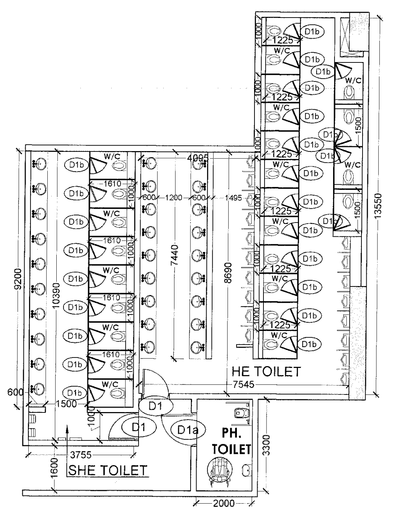

TOILET-2 BLOW-UP

LEGEND :-	
DESCRIPTION	SYMBOL
160 OD uPVC SOIL & VENT PIPE	1
110 OD uPVC SOIL & VENT PIPE	1a
160 OD uPVC WASTE & VENT PIPE	2
110 OD uPVC WASTE & VENT PIPE	2a
110 OD uPVC KITCHEN WASTE & VENT PIPE	2b
75 OD VENT PIPE (V.P)	3
160 OD uPVC RAIN WATER PIPE	4
75 OD HUMIDITY & BALCONY RAIN WATER PIPE	4a
75 OD UTILITY BALCONY DRAIN PIPE	4b
110 OD uPVC RAIN WATER PIPE FOR TERRACE	4c
DOMESTIC WATER SUPPLY DN. TAKE	5
FLUSHING WATER SUPPLY DN. TAKE	6
DOMESTIC WATER SUPPLY RISER	7
FLUSHING WATER SUPPLY RISER	8
DOMESTIC HYDRO-PNUEMATIC WATER SUPPLY PIPE DOWN TAKE (UPPER 3 FLOORS)	5a
PIPE DROP	
FLOOR DRAIN (FD)	
FLOOR TRAP (FT)	
KHURA 200x200mm. WITH SLOTTED GRATING	
KHURRA 450X450mm (TERRACE).	
BALCONY DRAIN PIPE	
DOMESTIC WATER SUPPLY (DWS)	
HYDROPNEUMATIC DOMESTIC WATER (HRDW)	
FLUSHING WATER SUPPLY (FWS)	
FLUSHING WATER SUPPLY RISER	
DOMESTIC WATER SUPPLY RISER	
1000 SOIL PIPE	
1000 WASTE PIPE	
750 VENT PIPE	
RAIN WATER PIPE	
HEALTH FAUCET	H.F
ACCESS DOOR (AD)	
BALL VALVE / BUTTERFLY VALVE	B.V
NON RETURN VALVE	N.R.V

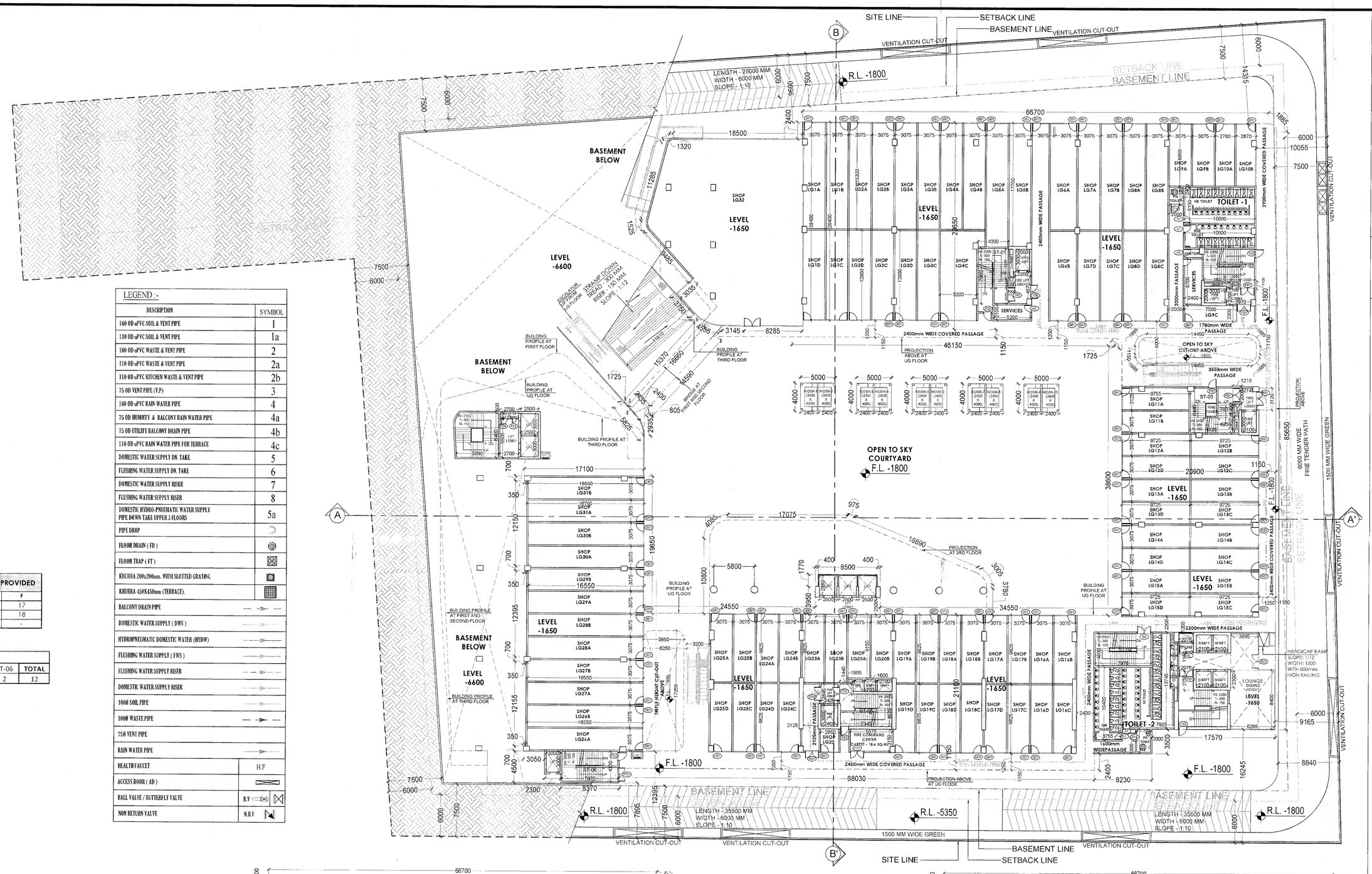

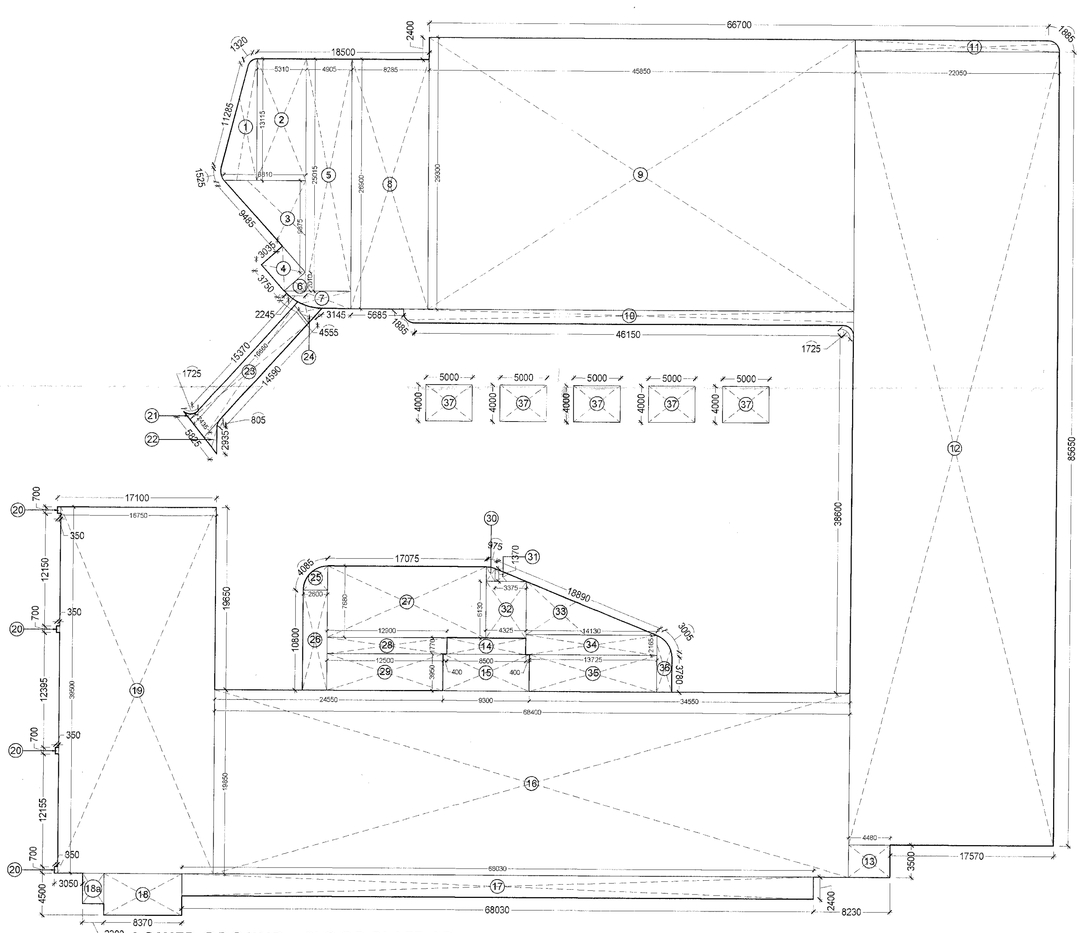

LOWER GROUND - FLOOR PLATE AREA

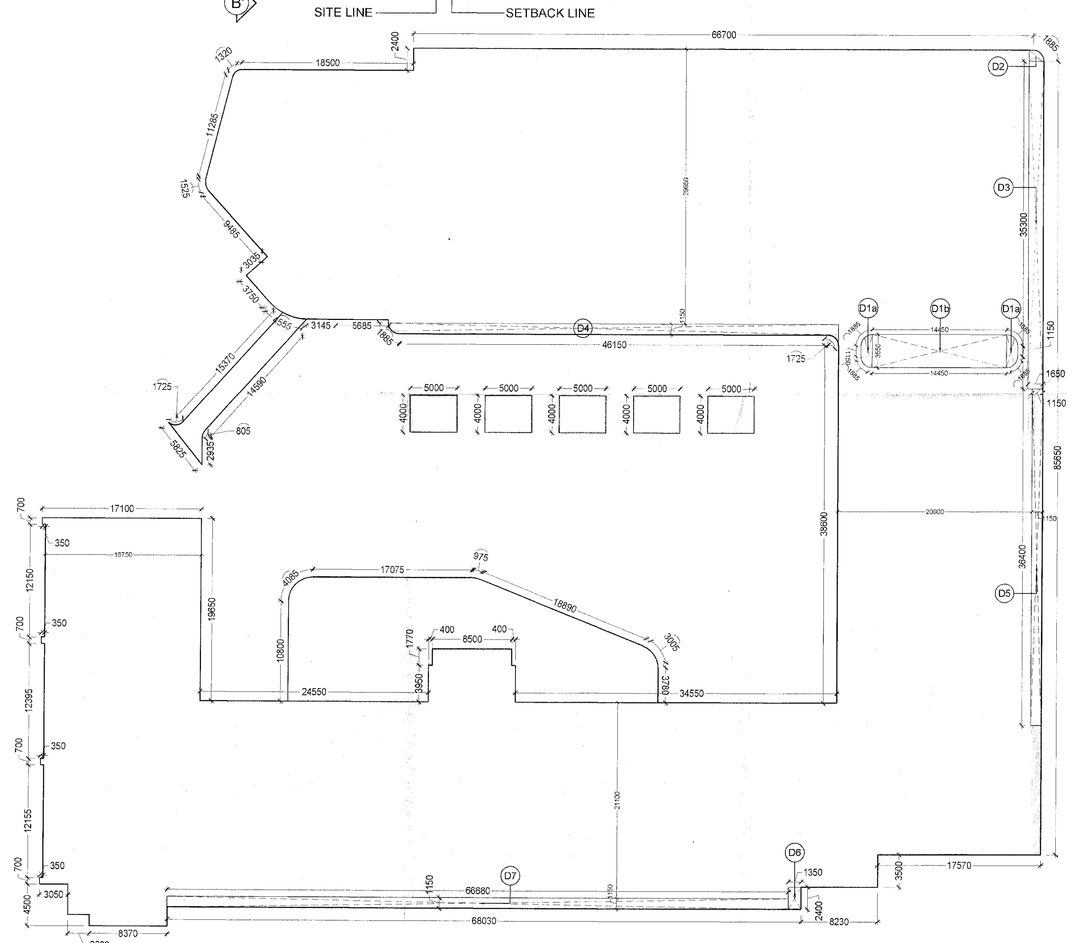

LOWER GROUND FLOOR AREA PLAN

S.T.P.(HQ) Member Secretary B.P.A.C. — S.T.P.(G) Member B.P.A.C. — C.T.P.(HR) Chairman B.P.A.C.

AD PA ATP

Ram Avtar Basi
JD(HQ)

DRAWING TITLE
FLOOR PLANS
- LOWER GROUND FLOOR

DRAWING NO.
S05

LOWER GROUND FLOOR
SCHEDULE OF DOOR WINDOW

S.NO.	TYPE	SIZE	SILL	LINTEL	REMARKS
1.	FD1	2000X2400	00	2400	2HR RATED DOOR
2.	FD2	1200X2400	00	2400	2HR RATED DOOR
3.	FD3	600X2400	00	2400	2HR RATED DOOR
4.	FD4	900X2400	00	2400	2HR RATED DOOR
5.	GD1	1200X2400	00	2400	
6.	GD2	2000X2400	00	2400	
7.	D1	1000X2100	00	2100	
8.	D1a	1200X2100	00	2100	
9.	D1b	600X2100	00	2100	
10.	D2	1200X2400	00	2400	
11.	D3	2000X2400	00	2400	

LOWER GR. FLOOR F.A.R. DETAIL

LOWER GR. FLOOR- FLOOR PLATE AREA DETAIL

ITEM	WIDTH-1		WIDTH-2		LENGTH		FACTOR		NOS	AREA
1					P-LINE					31.980
2	5.310	+		X	13.115	X	1	X	1	69.641
3	8.810	+		X	9.875	X	0.5	X	1	43.499
4	3.035	+		X	3.750	X	1	X	1	11.381
5	4.905	+		X	25.015	X	1	X	1	122.699
6	2.260	+		X	2.025	X	0.5	X	1	2.288
7					P-LINE					10.945
8	8.285	+		X	26.900	X	1	X	1	222.867
9	45.850	+		X	29.300	X	1	X	1	1343.405
10					P-LINE					72.625
11					P-LINE					26.150
12	22.050	+		X	85.650	X	1	X	1	1888.583
13	4.480	+		X	3.505	X	1	X	1	15.702
14	8.500	+		X	1.770	X	1	X	1	15.045
15	9.300	+		X	3.950	X	1	X	1	36.735
16	68.400	+		X	19.850	X	1	X	1	1357.740
17	68.030	+		X	2.400	X	1	X	1	163.272
18	8.370	+		X	4.500	X	1	X	1	37.665
18a	2.300	+		X	3.280	X	1	X	1	7.544
19	16.750	+		X	39.500	X	1	X	1	661.625
20	0.350	+		X	0.700	X	1	X	4	0.980
21					P-LINE					0.365
22					P-LINE					2.377
23	16.660	+		X	2.435	X	1	X	1	40.567
24					P-LINE					2.911
25					P-LINE					5.297
26	2.600	+		X	10.800	X	1	X	1	28.080
27	17.075	+		X	7.680	X	1	X	1	131.136
28	12.900	+		X	1.770	X	1	X	1	22.833
29	12.500	+		X	3.950	X	1	X	1	49.375
30					P-LINE					1.421
31	3.375	+		X	1.370	X	0.5	X	1	2.312
32	4.325	+		X	6.130	X	1	X	1	26.512
33	14.130	+		X	6.130	X	0.5	X	1	43.308
34	14.130	+		X	2.165	X	1	X	1	30.591
35	13.725	+		X	3.950	X	1	X	1	54.214
36					P-LINE					8.836
37	5.000	+		X	4.000	X	1	X	5	100.000
TOTAL AREA (A)										6692.506

DEDUCTIONS

ITEM	WIDTH-1		WIDTH-2		LENGTH		FACTOR		NOS	AREA
D1a					P-LINE				2	7.278
D1b	14.450	+		X	3.550	X	1	X	1	51.298
D2					P-LINE					1.673
D3	1.650	+		X	35.300	X	1	X	1	58.245
D4					P-LINE					55.667
D5	1.150	+		X	36.400	X	1	X	1	41.860
D6	1.350	+		X	2.400	X	1	X	1	3.240
D7	66.680	+		X	1.150	X	1	X	1	76.682
TOTAL DEDUCTION (D) =										295.943
TOTAL LOWER GROUND FLOOR FAR AREA = A-D										6396.564

PRINCIPAL ARCHITECT:

ACPL

ISO 9001:2015

Architecture Management Planning

ACPL Design Ltd

www.acplonline.com

E-24 South Extension-I New Delhi 110049 India
E: contact@acplonline.com

T: +91 11 24522195 +91 11 24648709
F: +91 11 24634069

PROJECT:-

PROPOSED COMMERCIAL DEVELOPMENT ON KH. NO. 5416/4228/1741, 4234/ 1747, 4235/ 1747 FALLING UNDER VILLAGE GURGAON GAON (SECTOR-14) TEHSIL & DISTRICT - GURUGRAM, HARYANA BEING DEVELOPED BY - M/S SPJ PROPERTIES PRIVATE LIMITED

867744 7/10/24

OWNER'S/AUTHORIZED SIGN.

ARCHITECT'S SIGN.

DRAWING TITLE
FLOOR PLANS
- LOWER GROUND FLOOR

DRAWING NO. - S05

SCALE - 1:250

SECOND FLOOR					
SCHEDULE OF DOOR WINDOW					
S.NO.	TYPE	SIZE	SILL	LINTEL	REMARKS
1.	FD1	2000X2400	00	2400	2HR RATED DOOR
2.	GD1	1200X2400	00	2400	
3.	GD3	2400X2400	00	2400	
4.	D1	1000X2100	00	2100	
5.	D1a	1200X2100	00	2100	
6.	D1b	600X2100	00	2100	
7.	D2	1200X2400	00	2400	
8.	D2a	2000X2400	00	2400	
9.	D2b	2400X2400	00	2400	
10.	D3	2000X2400	00	2400	
11.	D3a	1000X2400	00	2400	
12.	D4	900X2100	00	2100	
13.	W1	2000X1200	00	2400	

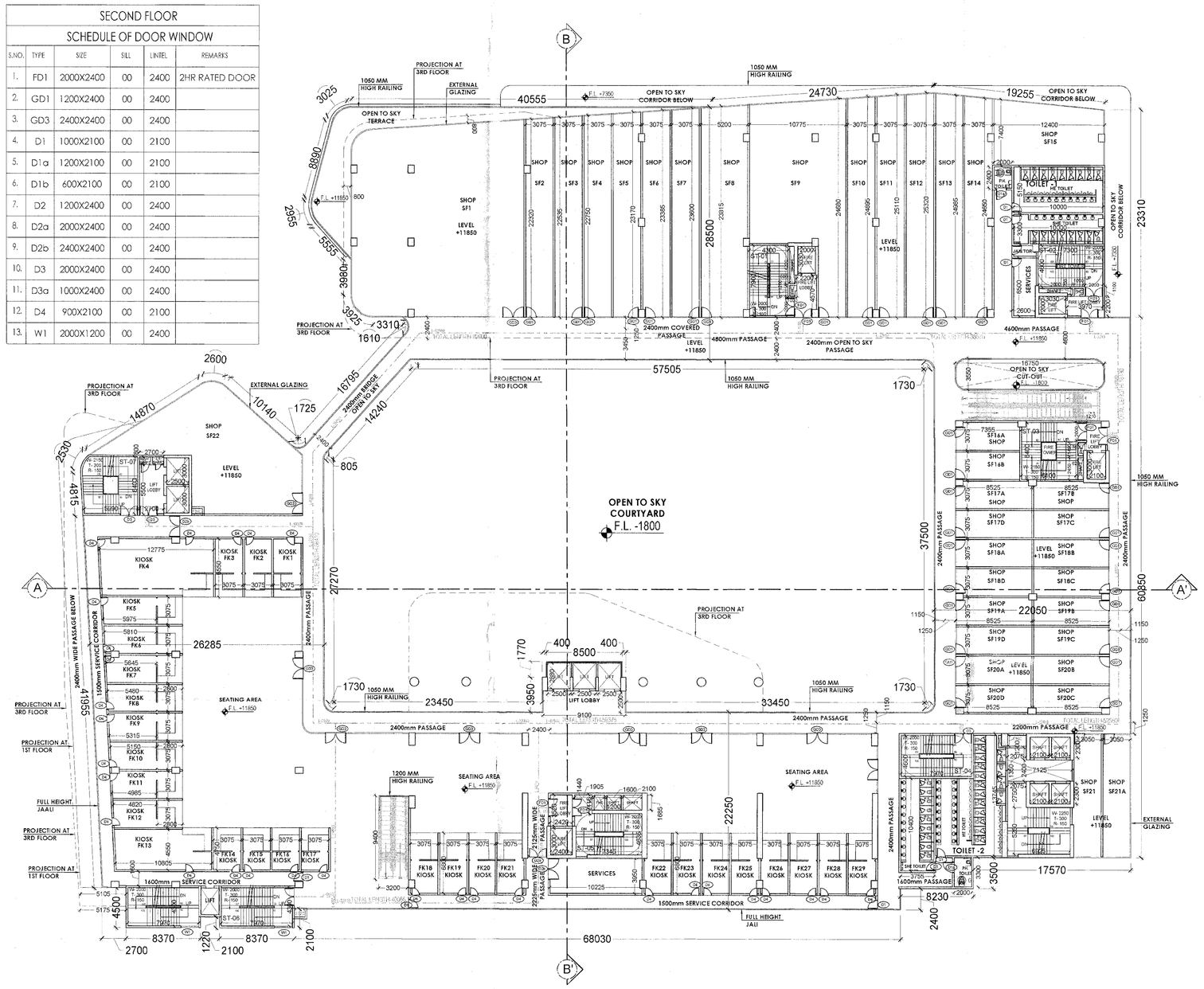

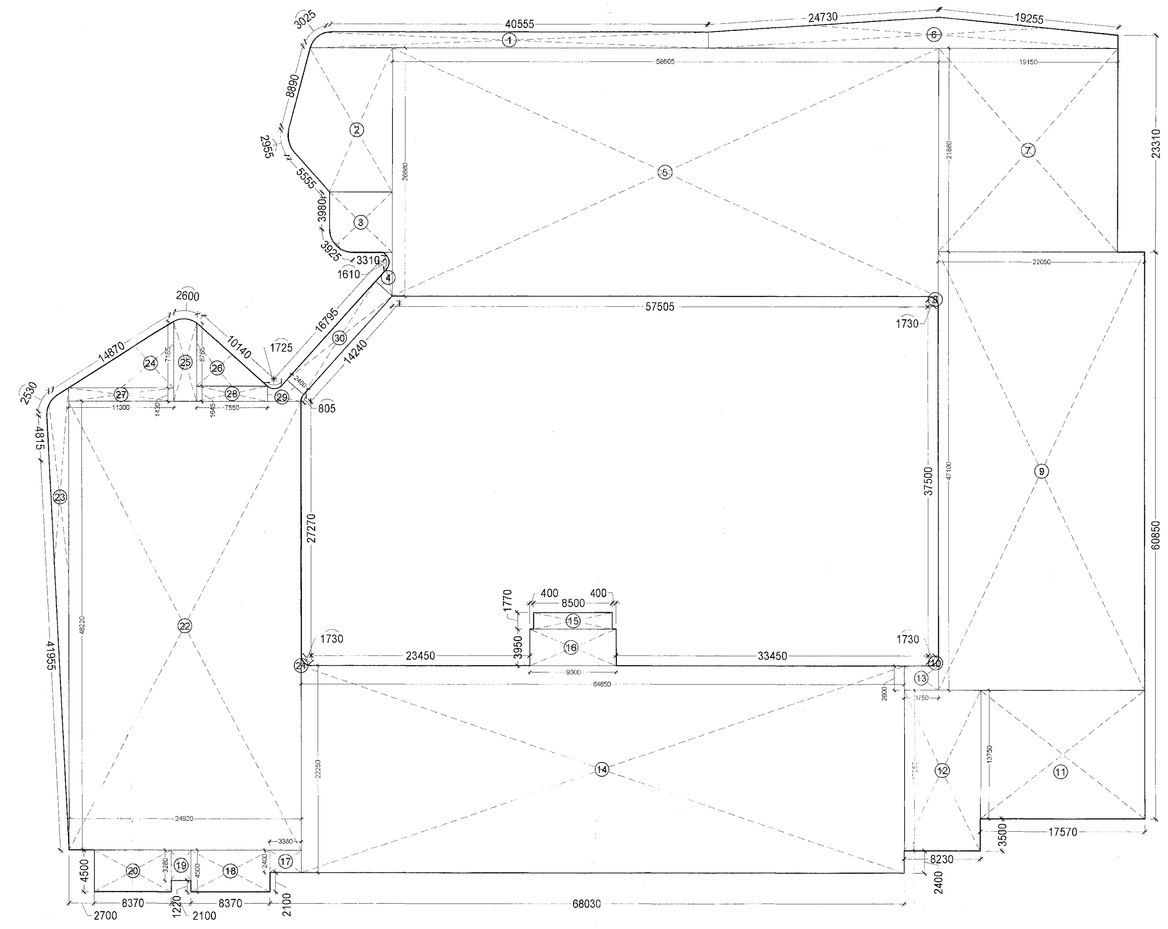

SECOND FLOOR - FLOOR PLATE AREA

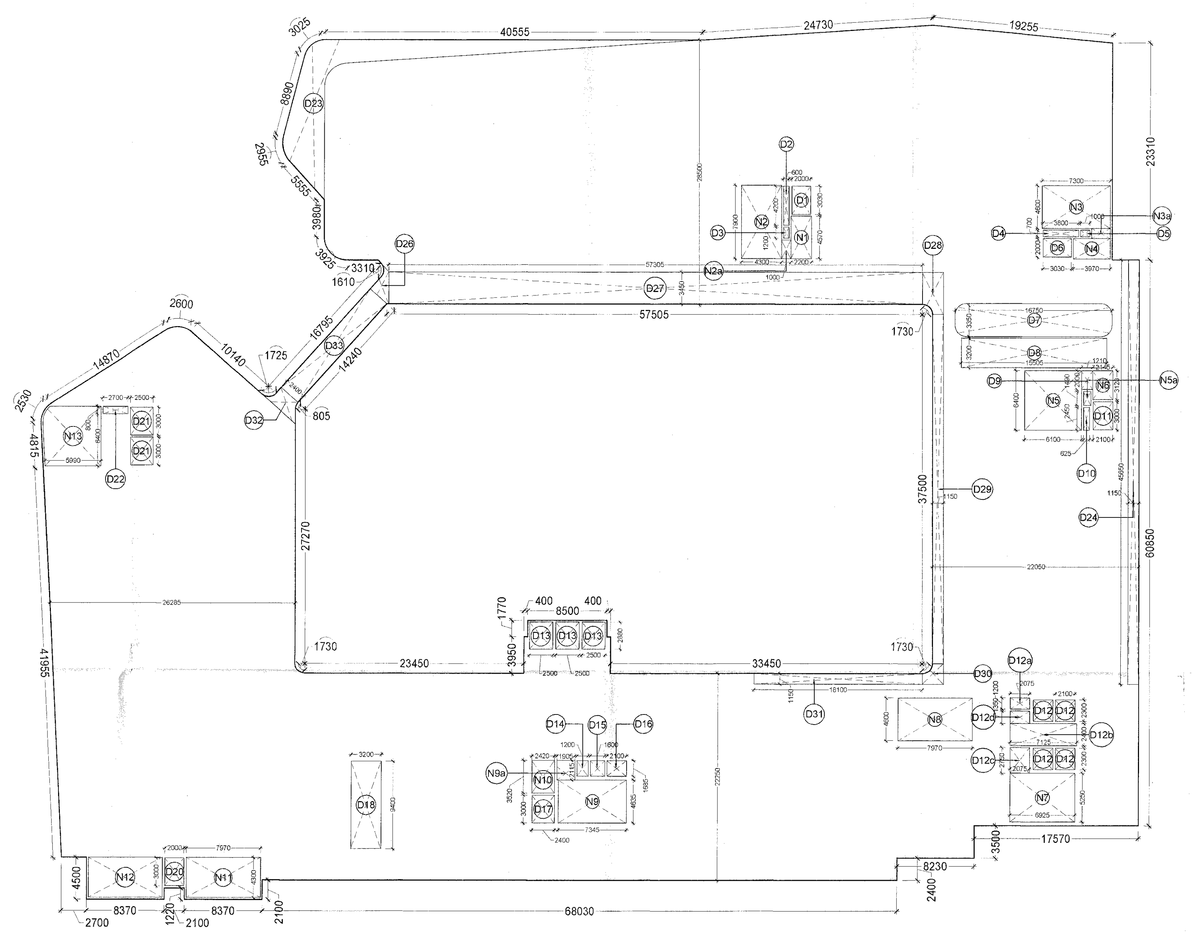

SECOND FLOOR AREA PLAN

LEGEND :-	
DESCRIPTION	SYMBOL
160 OD uPVC SOIL & VENT PIPE	1
110 OD uPVC SOIL & VENT PIPE	1a
160 OD uPVC WASTE & VENT PIPE	2
110 OD uPVC WASTE & VENT PIPE	2a
110 OD uPVC KITCHEN WASTE & VENT PIPE	2b
25 OD VENT PIPE (V.P)	3
160 OD uPVC RAIN WATER PIPE	4
25 OD DUMMY & BALCONY RAIN WATER PIPE	4a
25 OD UTILITY BALCONY DRAIN PIPE	4b
110 OD uPVC RAIN WATER PIPE FOR TERRACE	4c
DOMESTIC WATER SUPPLY DN. TAKE	5
FLUSHING WATER SUPPLY DN. TAKE	6
DOMESTIC WATER SUPPLY RISER	7
FLUSHING WATER SUPPLY RISER	8
DOMESTIC HYDRO-PNEUMATIC WATER SUPPLY PIPE DOWN TAKE UPPER 3 FLOORS	5a
PIPE DROP	
FLOOR DRAIN (FD)	
FLOOR TRAP (FT)	
KHURRA 200x200mm. WITH SLOTTED GRATING	
KHURRA 450X450mm (TERRACE).	
BALCONY DRAIN PIPE	
DOMESTIC WATER SUPPLY (DWS)	
HYDROPNEUMATIC DOMESTIC WATER (HYDW)	
FLUSHING WATER SUPPLY (FWS)	
FLUSHING WATER SUPPLY RISER	
DOMESTIC WATER SUPPLY RISER	
1000 SOIL PIPE	
1000 WASTE PIPE	
250 VENT PIPE	
RAIN WATER PIPE	
HEALTH FAUCET	H.F
ACCESS DOOR (AD)	
BALL VALVE / BUTTERFLY VALVE	B.V
NON RETURN VALVE	N.R.V

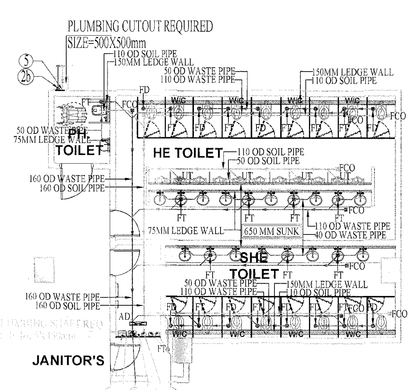

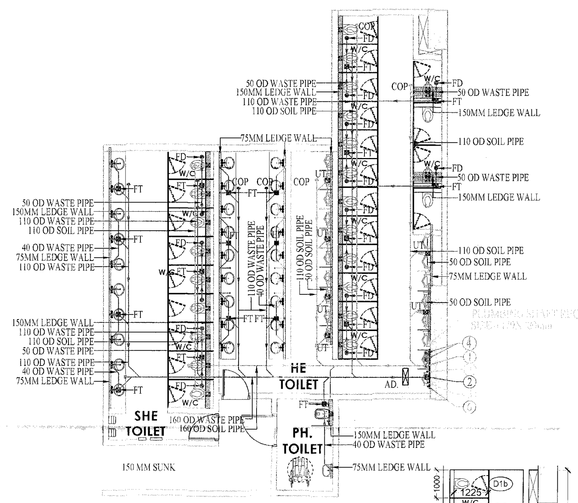

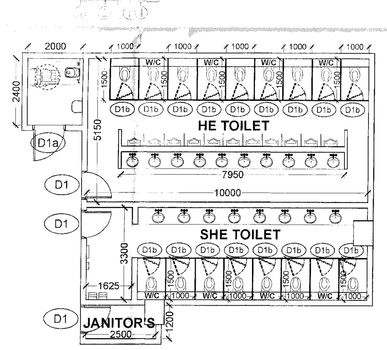

TOILET-1 BLOW-UP

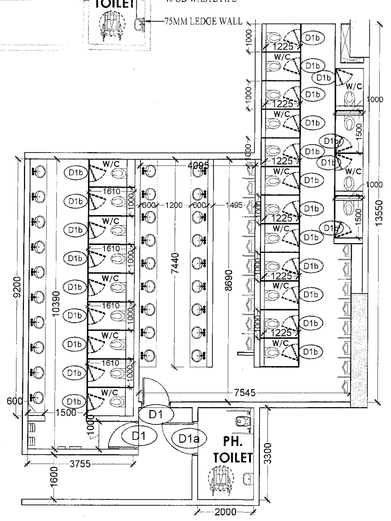

TOILET-2 BLOW-UP

SECOND (SHOPS AND COMMON AREA)	AREA	TOTAL OCCU.	PERMANENT POPULATION			FLOATING POPULATION			TOTAL		TOTAL REQUIREDED	
			TOTAL	M	F	TOTAL	M	F	M	F	M	F
	3916.563	653	65	44	22	587	392	196				
WC				3	2		8	4	11	6	22	18
BASIN				3	2		8	4	11	6	22	18
URINALS				2			8		11	-	26	-

SECOND (KIOSK & SEATING AREA)	AREA	TOTAL OCCU.	PERMANENT POPULATION			FLOATING POPULATION			TOTAL		TOTAL PROVIDED	
			TOTAL	M	F	TOTAL	M	F	M	F	M	F
	1761	978	98	65	33	880	587	293				
WC				3	3		8	9	11	12	25	19
BASIN				3	3		8	9	11	12	26	19
URINALS				3	-		12	-	15	-	29	-

SECOND FLOOR AREA DETAIL											
SECOND FLOOR-FLOOR PLATE AREA DETAIL											
ITEM	WIDTH-1		WIDTH-2		LENGTH		FACTOR		NOS		AREA
1					P-LINE						72.606
2					P-LINE						151.817
3					P-LINE						42.289
4					P-LINE						3.881
5	58.605	+		X	26.680	X	1	X	1		1563.581
6					P-LINE						308.247
7	19.150	+		X	21.880	X	1	X	1		419.002
8					P-LINE						0.259
9	22.050	+		X	47.100	X	1	X	1		1038.555
10					P-LINE						0.259
11	17.570	+		X	13.750	X	1	X	1		241.588
12	8.230	+		X	17.250	X	1	X	1		141.968
13	3.750	+		X	2.600	X	1	X	1		9.750
14	64.650	+		X	22.250	X	1	X	1		1438.463
15	8.500	+		X	1.770	X	1	X	1		15.045
16	9.300	+		X	3.950	X	1	X	1		36.735
17	3.380	+		X	2.400	X	1	X	1		8.112
18	8.370	+		X	4.500	X	1	X	1		37.665
19	2.100	+		X	3.280	X	1	X	1		6.888
20	8.370	+		X	4.500	X	1	X	1		37.665
21					P-LINE						0.259
22	24.920	+		X	48.220	X	1	X	1		1201.642
23					P-LINE						59.904
24	11.300	+		X	7.185	X	0.5	X	1		40.595
25					P-LINE						21.555
26	7.550	+		X	6.765	X	0.5	X	1		25.538
27	11.300	+		X	3.430	X	1	X	1		38.759
28	7.550	+		X	1.645	X	1	X	1		10.752
29					P-LINE						5.988
30	14.240	+		X	3.400	X	1	X	1		84.136
TOTAL AREA (A)											6790.942

DEDUCTIONS											
ITEM	WIDTH-1		WIDTH-2		LENGTH		FACTOR		NOS		AREA
D1	3.030	+		X	2.000	X	1	X	1		6.060
D2	0.600	+		X	4.200	X	1	X	1		2.520
D3	0.600	+		X	1.200	X	1	X	1		0.720
D4	3.880	+		X	0.700	X	1	X	1		2.660
D5	1.000	+		X	0.700	X	1	X	1		0.700
D6	3.030	+		X	2.000	X	1	X	1		6.060
D7					P-LINE						58.258
D8	15.505	+		X	3.200	X	1	X	1		49.616
D9	0.625	+		X	1.490	X	1	X	1		0.931
D10	0.625	+		X	2.490	X	1	X	1		1.531
D11	2.100	+		X	3.000	X	1	X	1		6.300
D12	2.100	+		X	2.300	X	1	X	4		19.320
D12a	2.075	+		X	1.200	X	1	X	1		2.490
D12b	7.125	+		X	2.400	X	1	X	1		17.100
D12c	2.075	+		X	2.750	X	1	X	1		5.706
D12d	2.075	+		X	1.350	X	1	X	1		2.801
D13	2.500	+		X	2.880	X	1	X	3		21.600
D14	1.200	+		X	1.685	X	1	X	1		2.022
D15	1.600	+		X	1.685	X	1	X	1		2.696
D16	2.100	+		X	1.685	X	1	X	1		3.539
D17	2.400	+		X	3.000	X	1	X	1		7.200
D18	3.200	+		X	9.400	X	1	X	1		30.080
D19					OBSOLETE						0.000
D20	2.000	+		X	3.000	X	1	X	1		6.000
D21	2.500	+		X	3.000	X	1	X	2		15.000
D22	2.700	+		X	0.800	X	1	X	1		2.160
D23					P-LINE						105.646
D24	1.150	+		X	45.650	X	1	X	1		52.498
D25					OBSOLETE						0.000
D26					P-LINE						4.117
D27	57.305	+		X	3.450	X	1	X	1		197.702
D28					P-LINE						9.286
D29	1.150	+		X	37.500	X	1	X	1		43.125
D30					P-LINE						4.112
D31	18.100	+		X	1.150	X	1	X	1		20.815
D32					P-LINE						3.208
D33	14.240	+		X	2.400	X	1	X	1		34.176
TOTAL DEDUCTION (D) =											767.755
NON-FAR											
N1	2.200	+		X	4.570	X	1	X	1		10.054
N2	4.300	+		X	7.900	X	1	X	1		33.970
N2a	1.000	+		X	2.000	X	1	X	1		2.000
N3	7.300	+		X	4.600	X	1	X	1		33.580
N3a	2.000	+		X	1.100	X	1	X	1		2.200
N4	3.970	+		X	2.200	X	1	X	1		8.734
N5	6.100	+		X	6.400	X	1	X	1		39.040
N5a	1.210	+		X	2.000	X	1	X	1		2.420
N6	2.145	+		X	3.120	X	1	X	1		6.692
N7	6.925	+		X	5.250	X	1	X	1		36.356
N8	7.970	+		X	4.600	X	1	X	1		36.662
N9	7.345	+		X	4.635	X	1	X	1		34.044
N9a	1.905	+		X	2.115	X	1	X	1		4.029
N10	2.420	+		X	3.520	X	1	X	1		8.518
N11	7.970	+		X	4.300	X	1	X	1		34.271
N12	7.970	+		X	4.300	X	1	X	1		34.271
N13					P-LINE						38.904
TOTAL NON-FAR (N) =											365.746
TOTAL SECOND FLOOR FAR AREA = A-(D+N)											5677.441

EXIT WIDTH CALCULATION OF AREA UNDER MULTIPLEX						
	AREA	OCCUPANT LOAD FACTOR	OCCUPANCY	STAIRCASE WIDTH FACTOR	REQD. STAIRCASE WIDTH	TOTAL REQD. STAIRCASE WIDTH
	(SQ.MT.)	(SQ.M./PERSON)	(PERSON)		(MM)	(MT.)
KIOSK	497.524	6	83	10	829	3339
SEATING AREA	451.808	1.8	251	10	2510	

EXIT WIDTH CALCULATION OF RETAIL AREA						
	AREA	OCCUPANT LOAD FACTOR	OCCUPANCY	STAIRCASE WIDTH FACTOR	REQD. STAIRCASE WIDTH	TOTAL REQD. STAIRCASE WIDTH
	(SQ.MT.)	(SQ.M./PERSON)	(PERSON)		(MM)	(MT.)
SHOPS	3989.801	6	665	10	6650	10087
KIOSK	275.405	6	46	10	459	
SEATING AREA	536.141	1.8	298	10	2979	

EXIT PROVIDED											
STAIRCASE	ST-01	ST-02	ST-03	ST-04	ST-05		ST-06	ST-07	ST-08		GRAND TOTAL
	EXIT WIDTH FOR RETAIL					TOTAL	EXIT WIDTH UNDER MULTIPLEX			TOTAL	14.30
METER	2	2	2.15	2	2	10.15	2	0	2.15	4.15	

S.T.P.(HQ) Member Secretary B.P.A.C. | S.T.P.(G) Member B.P.A.C. | C.T.P.(HR) Chairman B.P.A.C.

AD | PA | ATP

Ram Avtar Basei JD(HQ)

DRAWING TITLE

FLOOR PLANS
- SECOND FLOOR

DRAWING NO. S08

PRINCIPAL ARCHITECT:

ACPL Architecture Management Planning

ISO 9001:2015

ACPL Design Ltd

www.acplonline.com

E-24 Sixth Extension -II New Delhi 110048, India

T: +91 11 24020195 +91 11 24646709

E: design@acplonline.com F: +91 11 24634099

PROJECT:-

PROPOSED COMMERCIAL DEVELOPMENT ON KH. NO. 5416/4228/1741, 4234/ 1747, 4235/ 1747 FALLING UNDER VILLAGE GURGAON GAON (SECTOR-14) TEHSIL & DISTRICT - GURUGRAM, HARYANA BEING DEVELOPED BY - M/S SPJ PROPERTIES PRIVATE LIMITED

266744 7/10/24

OWNER'S/AUTHORIZED SIGN.

ARCHITECT'S SIGN.

DRAWING TITLE

FLOOR PLANS
- SECOND FLOOR

DRAWING NO. - S08

SCALE - 1:250

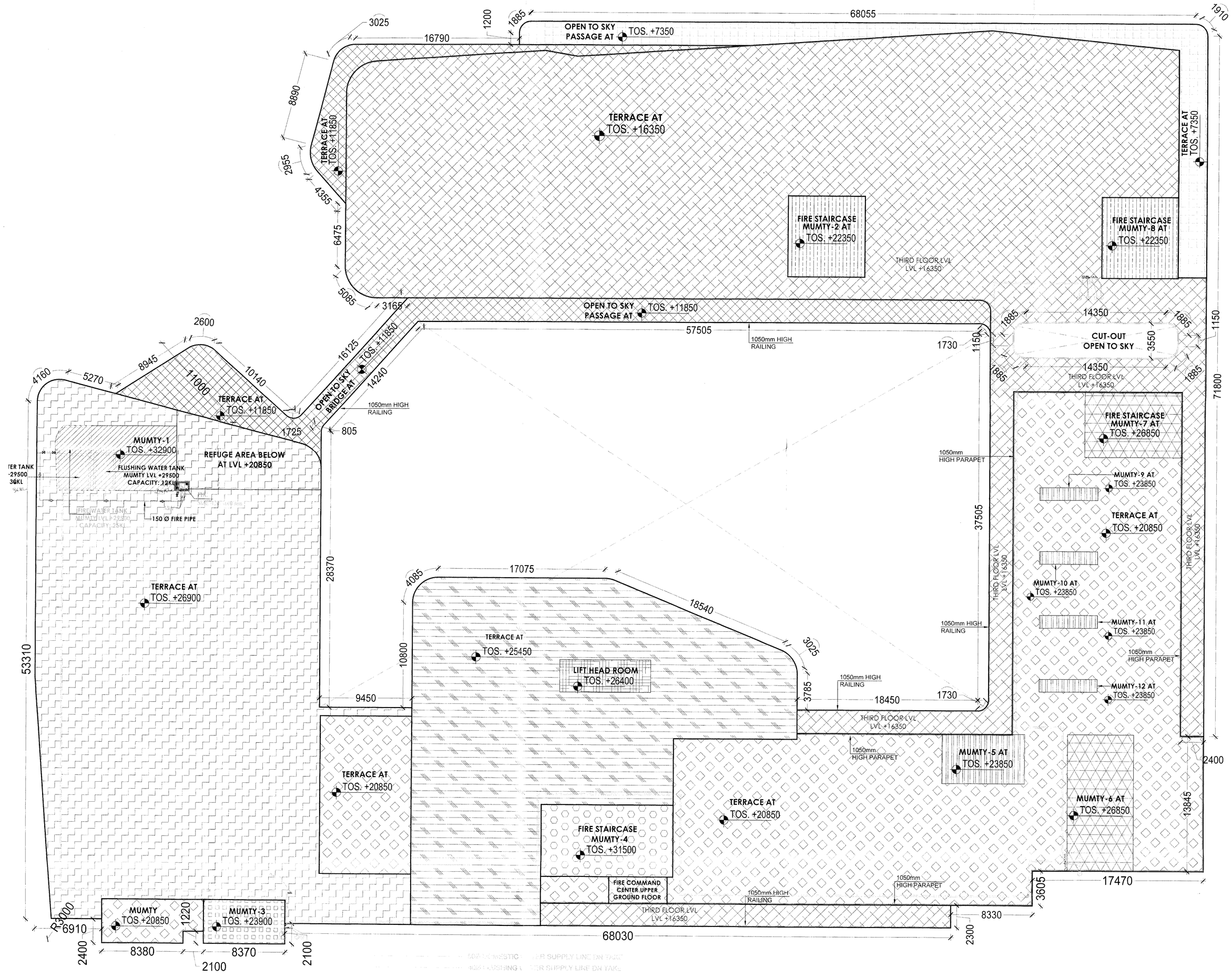

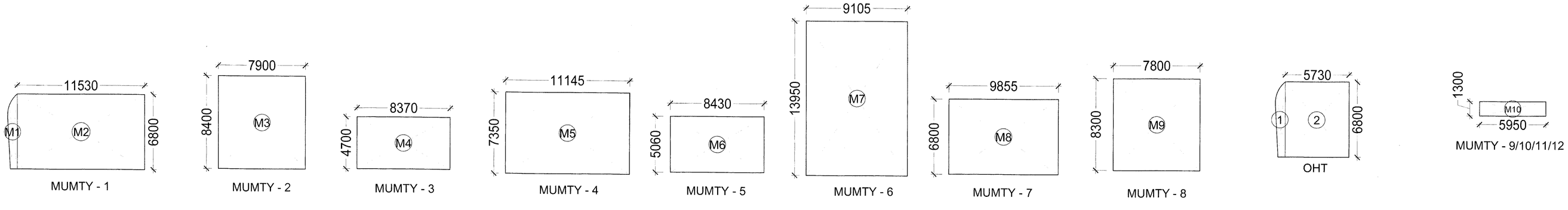

S.T.P. (HQ) Member Secretary B.P.A.C. | S.T.P. (G) Member B.P.A.C. | C.T.P. (NR) Chairman B.P.A.C.

AD | PA | ATP

Ram Avtar Bassi JD(HQ)

DRAWING TITLE: TERRACE PLAN & AREA STATEMENT

DRAWING NO.: S14

MUMTY AREA CALCULATIONS											
M1				P-LINE							9.960
M2	11.530	+		X	6.8	X	2	X	1		156.808
M3	7.900	+		X	8.4	X	2	X	1		132.720
M4	8.370	+		X	4.7	X	1	X	1		39.339
M5	11.145	+		X	7.35	X	2	X	1		163.832
M6	8.430	+		X	5.06	X	1	X	1		42.656
M7	9.105	+		X	13.95	X	2	X	1		254.030
M8	9.855	+		X	6.8	X	2	X	1		134.028
M9	7.800	+		X	8.3	X	2	X	1		129.480
M10	5.950	+		X	1.3	X	1	X	4		30.940
TOTAL MUMTY NON-FAR (N) =											1093.792
OHT AREA CALCULATIONS											
M1				P-LINE							4.980
M2	5.730	+		X	6.8	X	1	X	1		38.964
TOTAL OHT NON-FAR (N) =											43.944

PRINCIPAL ARCHITECT:

ACPL

ISO 9001:2015

Architecture Management Planning

ACPL Design Ltd

E-24 South Extension -1 New Delhi 110049 India

T: +91 11 24622155 +91 11 24646700

F: +91 11 24634069

www.acplonline.com

E: contact@acplonline.com

PROJECT:-

PROPOSED COMMERCIAL DEVELOPMENT ON KH. NO. 5416/4228/1741, 4234/ 1747, 4235/ 1747 FALLING UNDER VILLAGE GURGAON GAON (SECTOR-14) TEHSIL & DISTRICT - GURUGRAM, HARYANA BEING DEVELOPED BY - M/S SPJ PROPERTIES PRIVATE LIMITED

OWNER'S/AUTHORIZED SIGN. | ARCHITECT'S SIGN.

DRAWING TITLE: TERRACE PLAN & AREA STATEMENT

DRAWING NO. - S14

SCALE - 1:125

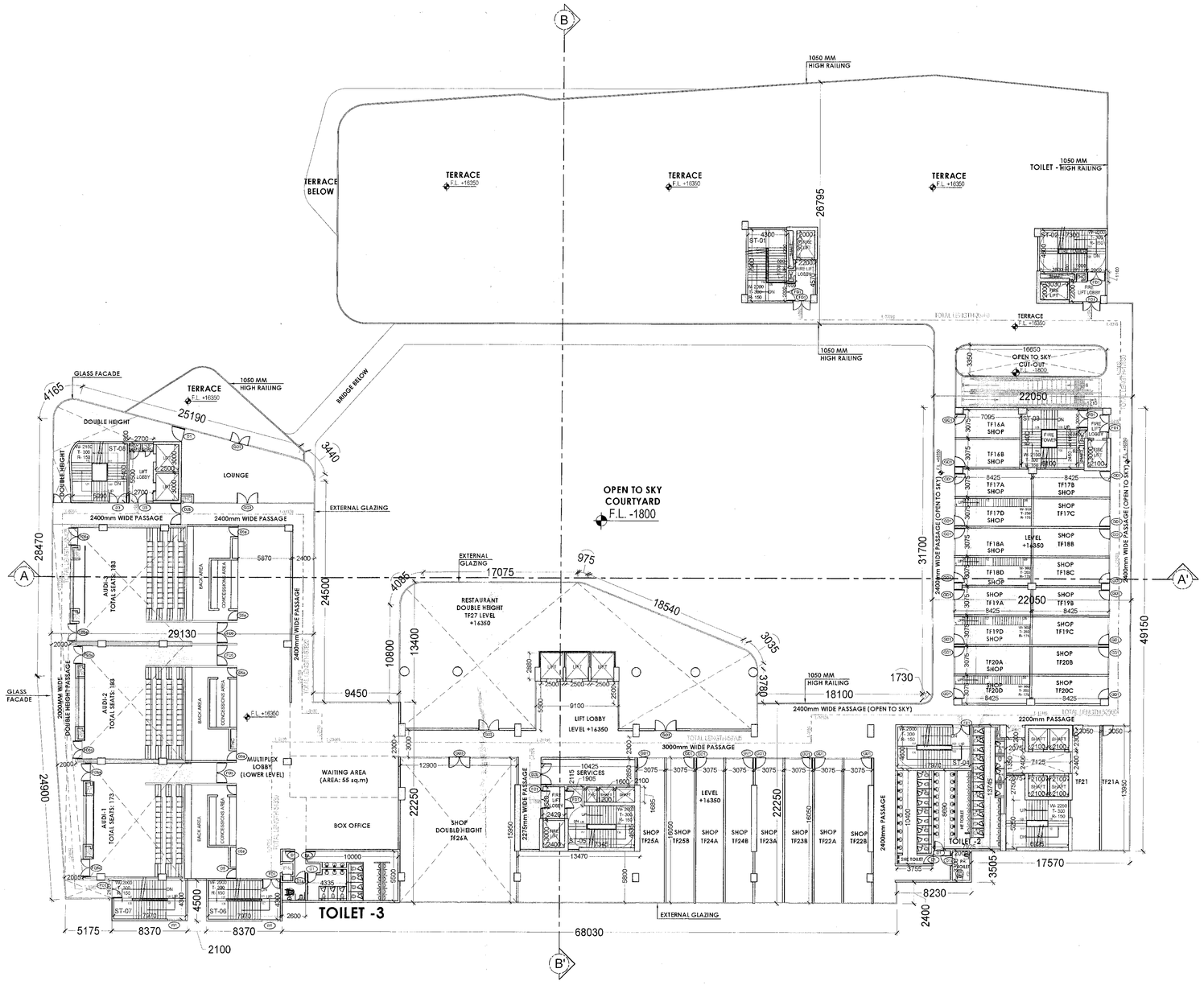

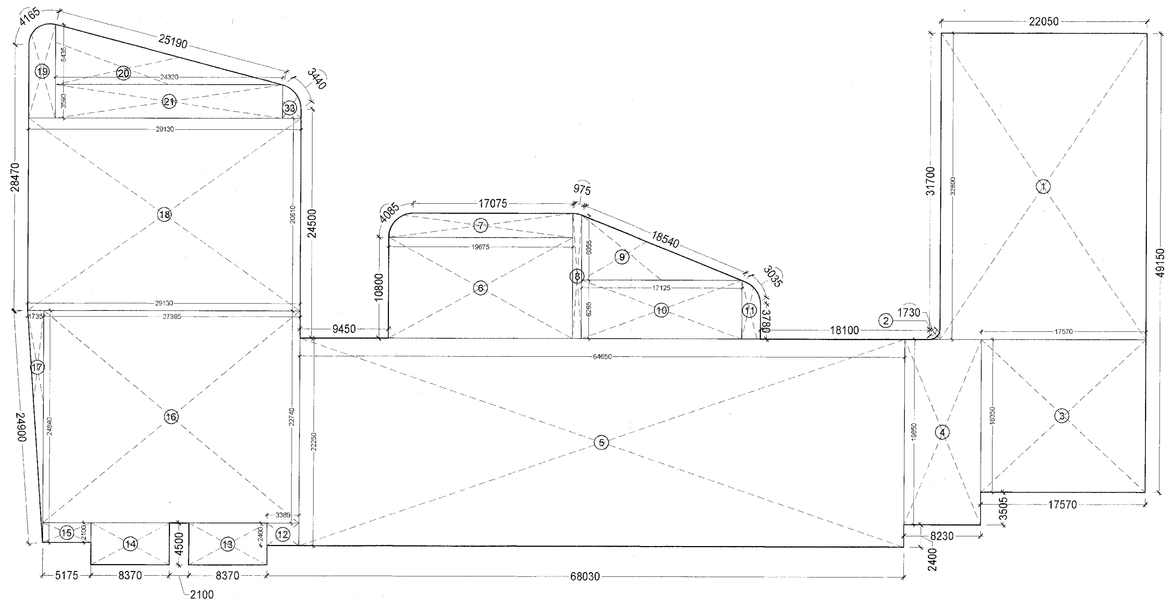

THIRD FLOOR - FLOOR PLATE AREA

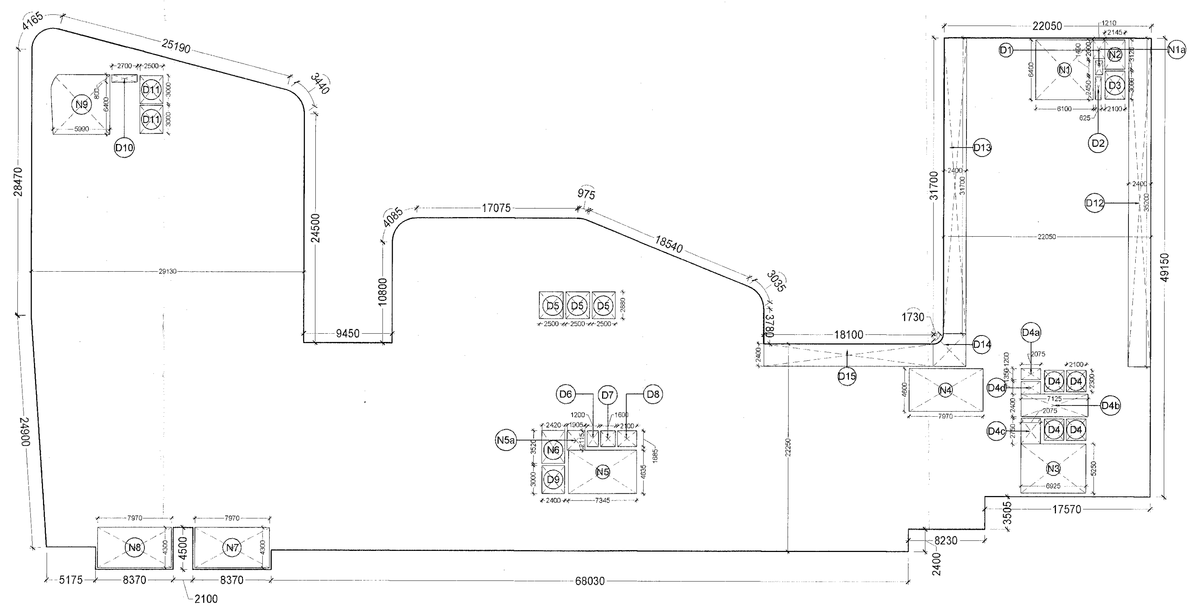

THIRD FLOOR AREA PLAN

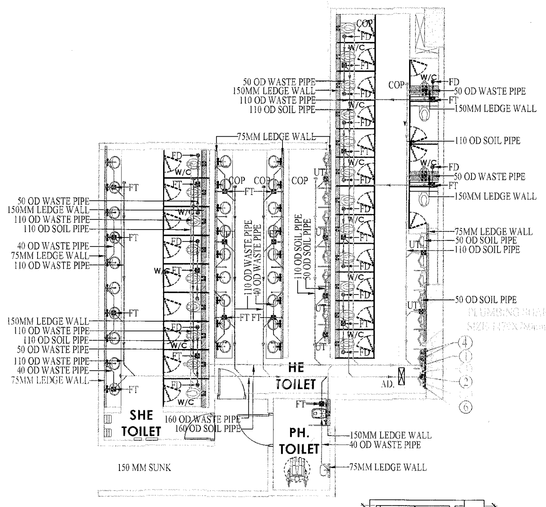

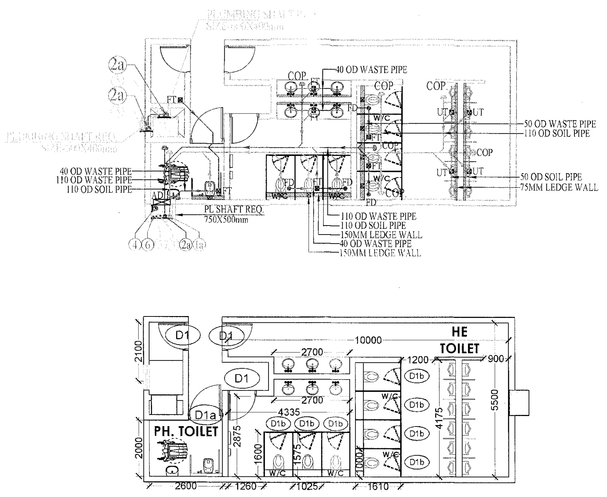

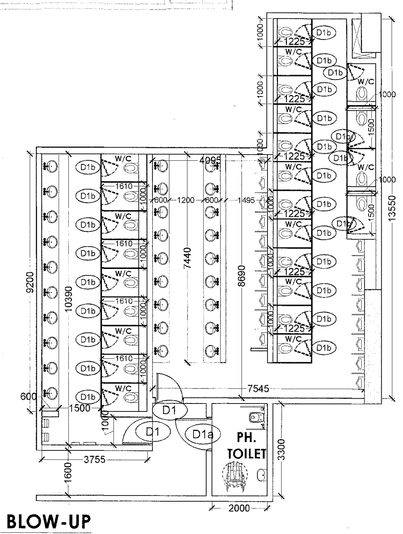

TOILET-2 BLOW-UP

TOILET-3 BLOW-UP

LEGEND :-	
DESCRIPTION	SYMBOL
160 OD uPVC SOIL & VENT PIPE	1
110 OD uPVC SOIL & VENT PIPE	1a
160 OD uPVC WASTE & VENT PIPE	2
110 OD uPVC WASTE & VENT PIPE	2a
110 OD uPVC KITCHEN WASTE & VENT PIPE	2b
75 OD VENT PIPE (V.P)	3
160 OD uPVC RAIN WATER PIPE	4
75 OD HORIZTY & BALCONY RAIN WATER PIPE	4a
75 OD UTILITY BALCONY DRAIN PIPE	4b
110 OD uPVC RAIN WATER PIPE FOR TERRACE	4c
DOMESTIC WATER SUPPLY DN. TAKE	5
FLUSHING WATER SUPPLY DN. TAKE	6
DOMESTIC WATER SUPPLY RISER	7
FLUSHING WATER SUPPLY RISER	8
DOMESTIC HYDRO-PNEUMATIC WATER SUPPLY PIPE DOWN TAKE UPPER 3 FLOORS	5a
PIPE DROP	
FLOOR DRAIN (FD)	
FLOOR TRAP (FT)	
KHURRA 200x200mm. WITH SLOTTED GRATING	
KHURRA 450X450mm (TERRACE).	
BALCONY DRAIN PIPE	
DOMESTIC WATER SUPPLY (DWS)	
HYDROPNEUMATIC DOMESTIC WATER (HYDW)	
FLUSHING WATER SUPPLY (FWS)	
FLUSHING WATER SUPPLY RISER	
DOMESTIC WATER SUPPLY RISER	
100Ø SOIL PIPE	
100Ø WASTE PIPE	
75Ø VENT PIPE	
RAIN WATER PIPE	
HEALTH FAUCET	H.F
ACCESS DOOR (AD)	
BALL VALVE / BUTTERFLY VALVE	B.V
NON RETURN VALVE	N.R.V

THIRD FLOOR (RESTAURANT)	AREA	TOTAL OCCU.	PERMANENT POPULATION			FLOATING POPULATION			TOTAL		TOTAL REQUIREDED	
			TOTAL	M	F	TOTAL	M	F	M	F	M	F
	700.89	389	39	26	13	330	234	117	7	7	13	12
WC				2	2		5	5	7	7	13	12
BASIN				2	2		5	5	7	-	13	-
URINALS				2	-		5	-				

THIRD FLOOR (RETAIL)	AREA	TOTAL OCCU.	PERMANENT POPULATION			FLOATING POPULATION			TOTAL		TOTAL PROVIDED	
			TOTAL	M	F	TOTAL	M	F	M	F	M	F
	1569.49	262	26	17	9	235	157	78				
WC				3	2		3	3	6	5	19	12
BASIN				3	2		3	3	6	5	21	13
URINALS				3	-		3	-	6	-	30	-

EXIT WIDTH CALCULATION OF MULTIPLEX						
	AREA	OCCUPANT LOAD FACTOR	OCCUPANCY	STAIRCASE WIDTH FACTOR	REQD. STAIRCASE WIDTH	TOTAL REQD. STAIRCASE WIDTH
	(SQ.MT.)	(SQ.M./PERSON)	(PERSON)		(MM)	(MT.)
MULTIPLEX (538 FIXED SEATS)	269	1.2	323	10	3228	5972
MULTIPLEX WAITING AREA	55	0.3	183	10	1833	
CIRCULATION AREA	546.499	6	91	10	911	

EXIT WIDTH CALCULATION OF RETAIL AREA						
	AREA	OCCUPANT LOAD FACTOR	OCCUPANCY	STAIRCASE WIDTH FACTOR	REQD. STAIRCASE WIDTH	TOTAL REQD. STAIRCASE WIDTH
	(SQ.MT.)	(SQ.M./PERSON)	(PERSON)		(MM)	(MT.)
RESTAURANTS	700.894	1.8	389	10	3894	7950
SHOPS	2433.959	6	406	10	4057	

EXIT PROVIDED											
STAIRCASE	ST-01	ST-02	ST-03	ST-04	ST-05		ST-06	ST-07	ST-08		GRAND TOTAL
	EXIT WIDTH FOR RETAIL					TOTAL	EXIT WIDTH FOR MULTIPLEX			TOTAL	
METER	0	2	2.15	2	2	8.15	2	2.00	2.15	6.15	14.30

THIRD FLOOR					
SCHEDULE OF DOOR WINDOW					
SL.NO.	TYPE	SIZE	SILL	LINTEL	REMARKS
1.	FD1	2000X2400	00	2400	2HR RATED DOOR
2.	FD5a	2000X2400	00	2400	4HR RATED DOOR
3.	FD5	2300X2400	00	2400	4HR RATED DOOR
4.	GD1	1200X2400	00	2400	
5.	GD3	2400X2400	00	2400	
6.	D1	1000X2100	00	2100	
7.	D1a	1200X2100	00	2100	
8.	D1b	600X2100	00	2100	
9.	D2b	2400X2400	00	2400	
10.	D2c	2100X2400	00	2400	
11.	D3	2000X2400	00	2400	
13.	D5	2300X2400	00	2400	
14.	D5a	1100X2400	00	2400	
15.	W1	2000X1200	00	2400	

THIRD FLOOR AREA DETAIL											
THIRD FLOOR- FLOOR PLATE AREA DETAIL											
ITEM	WIDTH-1		WIDTH-2		LENGTH		FACTOR			NOS	AREA
1	22.050	+		X	32.800	X	1	X		1	723.240
2					P-LINE						0.259
3	17.570	+		X	16.350	X	1	X		1	287.270
4	8.230	+		X	19.850	X	1	X		1	163.366
5	64.650	+		X	22.250	X	1	X		1	1438.463
6	19.675	+		X	10.800	X	1	X		1	212.490
7					P-LINE						49.700
8					P-LINE						12.720
9	17.125	+		X	6.955	X	0.5	X		1	59.552
10	17.125	+		X	6.265	X	1	X		1	107.288
11					P-LINE						11.154
12	3.380	+		X	2.400	X	1	X		1	8.112
13	8.370	+		X	4.500	X	1	X		1	37.665
14	8.370	+		X	4.500	X	1	X		1	37.665
15	6.910	+		X	2.100	X	1	X		1	14.511
16	27.395	+		X	22.740	X	1	X		1	622.962
17	1.735	+		X	24.840	X	0.5	X		1	21.549
18	29.130	+		X	20.610	X	1	X		1	600.369
19					P-LINE						27.912
20	24.320	+		X	6.435	X	0.5	X		1	78.250
21	24.320	+		X	3.590	X	1	X		1	87.309
22					P-LINE						5.637
TOTAL AREA (A)											4607.442
DEDUCTIONS											
ITEM	WIDTH-1		WIDTH-2		LENGTH		FACTOR			NOS	AREA
D1	0.780	+		X	1.490	X	1	X		1	1.162
D2	0.625	+		X	2.450	X	1	X		1	1.531
D3	2.100	+		X	3.000	X	1	X		1	6.300
D4	2.100	+		X	2.300	X	1	X		4	19.320
D4a	2.075	+		X	1.200	X	1	X		1	2.490
D4b	7.125	+		X	2.400	X	1	X		1	17.100
D4c	2.075	+		X	2.750	X	1	X		1	5.706
D4d	2.075	+		X	1.350	X	1	X		1	2.801
D5	2.500	+		X	2.880	X	1	X		3	21.600
D6	1.200	+		X	1.685	X	1	X		1	2.022
D7	1.600	+		X	1.685	X	1	X		1	2.696
D8	2.100	+		X	1.685	X	1	X		1	3.539
D9	2.400	+		X	3.000	X	1	X		1	7.200
D10	2.700	+		X	0.800	X	1	X		1	2.160
D11	2.500	+		X	3.000	X	1	X		2	15.000
D12	2.400	+		X	35.200	X	1	X		1	84.480
D13	2.400	+		X	31.700	X	1	X		1	76.080
D14					P-LINE						11.299
D15	18.100	+		X	2.400	X	1	X		1	43.440
TOTAL DEDUCTION (D) =											325.926
NON-FAR											
N1	6.100	+		X	6.400	X	1	X		1	39.040
N1a	1.210	+		X	2.000	X	1	X		1	2.420
N2	2.145	+		X	3.120	X	1	X		1	6.692
N3	6.925	+		X	5.250	X	1	X		1	36.356
N4	7.970	+		X	4.600	X	1	X		1	36.662
N5	7.345	+		X	4.635	X	1	X		1	34.044
N5a	1.905	+		X	2.115	X	1	X		1	4.029
N6	2.420	+		X	3.520	X	1	X		1	8.518
N7	7.970	+		X	4.300	X	1	X		1	34.271
N8	7.970	+		X	4.300	X	1	X		1	34.271
N9					P-LINE						38.904
TOTAL NON-FAR (N) =											275.208
TOTAL THIRD FLOOR FAR AREA = A-(D+N)											4006.307

S.T.P.(HQ) Member Secretary B.P.A.C. — S.T.P.(G) Member B.P.A.C. — C.T.P.(HQ) Chairman B.P.A.C.

AD — PA — ATP

Ram Avtar Bassi
JD(HQ)

DRAWING TITLE	DRAWING NO.
FLOOR PLANS - THIRD FLOOR	S09

PRINCIPAL ARCHITECT:

ACPL

ISO 9001:2015

Architecture Management Planning

ACPL Design Ltd
E-24 South Extension -1 New Delhi 110049 India
www.acplonline.com
T: +91 11 24622195 +91 11 24648709
E: contact@acplonline.com
F: +91 11 24634069

PROJECT:-

PROPOSED COMMERCIAL DEVELOPMENT ON KH. NO. 5416/4228/1741, 4234/ 1747, 4235/ 1747 FALLING UNDER VILLAGE GURGAON GAON (SECTOR-14) TEHSIL & DISTRICT - GURUGRAM, HARYANA BEING DEVELOPED BY - M/S SPJ PROPERTIES PRIVATE LIMITED

OWNER'S/AUTHORIZED SIGN. — ARCHITECT'S SIGN.

DRAWING TITLE	
FLOOR PLANS - THIRD FLOOR	
DRAWING NO. - S09	SCALE - 1:250

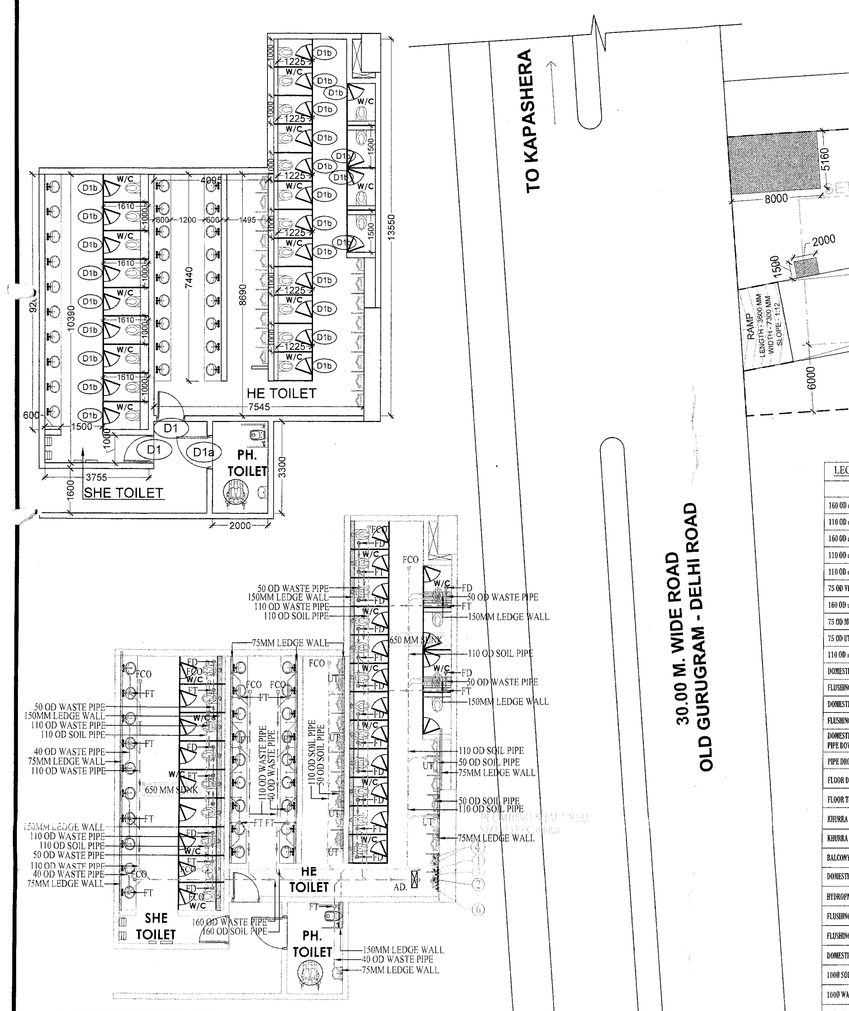

TOILET-1 BLOW-UP

EXIT WIDTH CALCULATION ON UPPER GROUND FLOOR					
AREA	OCCUPANT LOAD FACTOR	OCCUPANCY	STAIRCASE WIDTH FACTOR	REQD. STAIRCASE WIDTH	TOTAL REQD. STAIRCASE WIDTH
(SQ.MT.)	(SQ.M./PERSON)	(PERSON)		(MM)	(MT.)
6215.315	6	1036	10	10359	10.36

EXIT PROVIDED									
STAIRCASE	ST-01	ST-02	ST-03	ST-04	ST-05	ST-06	ST-07	ST-08	TOTAL
METER	2	2	2.15	2	2	2	2.00	2.15	16

UPPER GROUND (RETAIL)	AREA	TOTAL OCCU.	PERMANENT POPULATION			FLOATING POPULATION			TOTAL		TOTAL PROVIDED	
			TOTAL	M	F	TOTAL	M	F	M	F	M	F
	6215.315	1036	104	69	35	932	622	311	17	11	17	11
WC				5	5		12	6	17	11	18	11
BASIN				5	5		12	6	17	11	18	11
URINALS				5	-		12	-	17	-	18	-

UPPER GROUND FLOOR SCHEDULE OF DOOR WINDOW					
S.NO.	TYPE	SIZE	SLL	LINTEL	REMARKS
1.	FD1	2000X2400	00	2400	2HR RATED DOOR
2.	GD1	1200X2400	00	2400	
3.	GD3	2400X2400	00	2400	
4.	D1	1000X2100	00	2100	
5.	D1a	1200X2100	00	2100	
6.	D1b	600X2100	00	2100	
7.	D3	2000X2400	00	2400	
8.	D3a	1000X2400	00	2400	

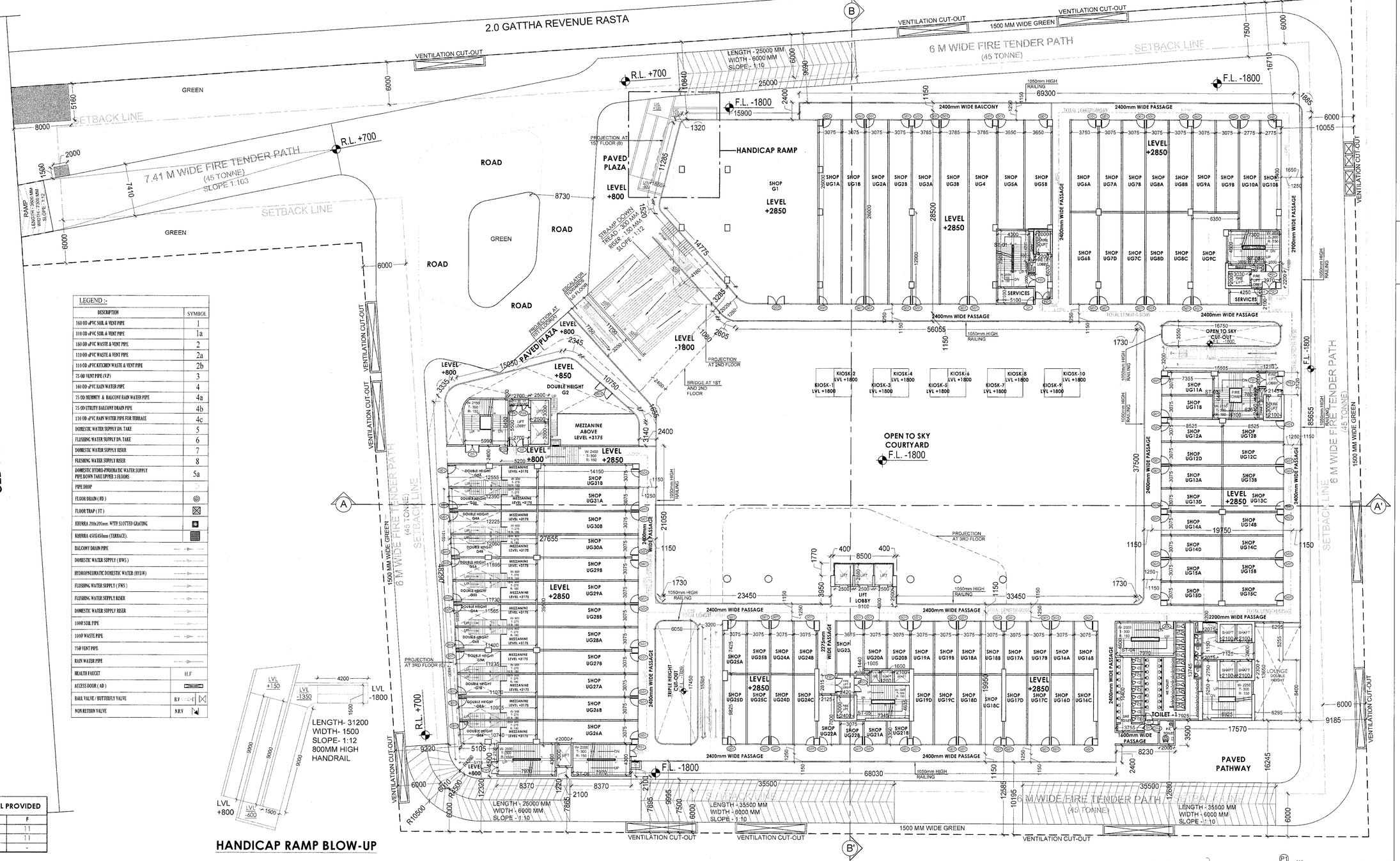

HANDICAP RAMP BLOW-UP

LEGEND :-	
DESCRIPTION	SYMBOL
160 OD uPVC SOIL & VENT PIPE	1
110 OD uPVC SOIL & VENT PIPE	1a
160 OD uPVC WASTE & VENT PIPE	2
110 OD uPVC WASTE & VENT PIPE	2a
110 OD uPVC KITCHEN WASTE & VENT PIPE	2b
75 OD VENT PIPE (V.P)	3
160 OD uPVC RAIN WATER PIPE	4
75 OD INDIRECT & BALCONY RAIN WATER PIPE	4a
75 OD STRAIT BALCONY DRAIN PIPE	4b
110 OD uPVC RAIN WATER PIPE FOR TERRACE	4c
DOMESTIC WATER SUPPLY DN. TAKE	5
FLUSHING WATER SUPPLY DN. TAKE	6
DOMESTIC WATER SUPPLY RISER	7
FLUSHING WATER SUPPLY RISER	8
DOMESTIC HYDRO-PNEUMATIC WATER SUPPLY PIPE BOTH TAKE (UPPER 3 FLOORS)	5a
PIPE DROP	
FLOOR DRAIN (FD)	
FLOOR TRAP (FT)	
KHEMA 200x200mm WITH SLOTTED GRATING	
KHEMA 450X450mm (TERRACE)	
BALCONY DRAIN PIPE	
DOMESTIC WATER SUPPLY (DWS)	
HYDROPNEUMATIC DOMESTIC WATER (HYDW)	
FLUSHING WATER SUPPLY (FWS)	
FLUSHING WATER SUPPLY RISER	
DOMESTIC WATER SUPPLY RISER	
110ØØ SOIL PIPE	
110ØØ WASTE PIPE	
75Ø VENT PIPE	
RAIN WATER PIPE	
HEALTH FAUCET	H.F
ACCESS DOOR (AD)	
BALL VALVE / BUTTERFLY VALVE	B.V
NON RETURN VALVE	N.R.V

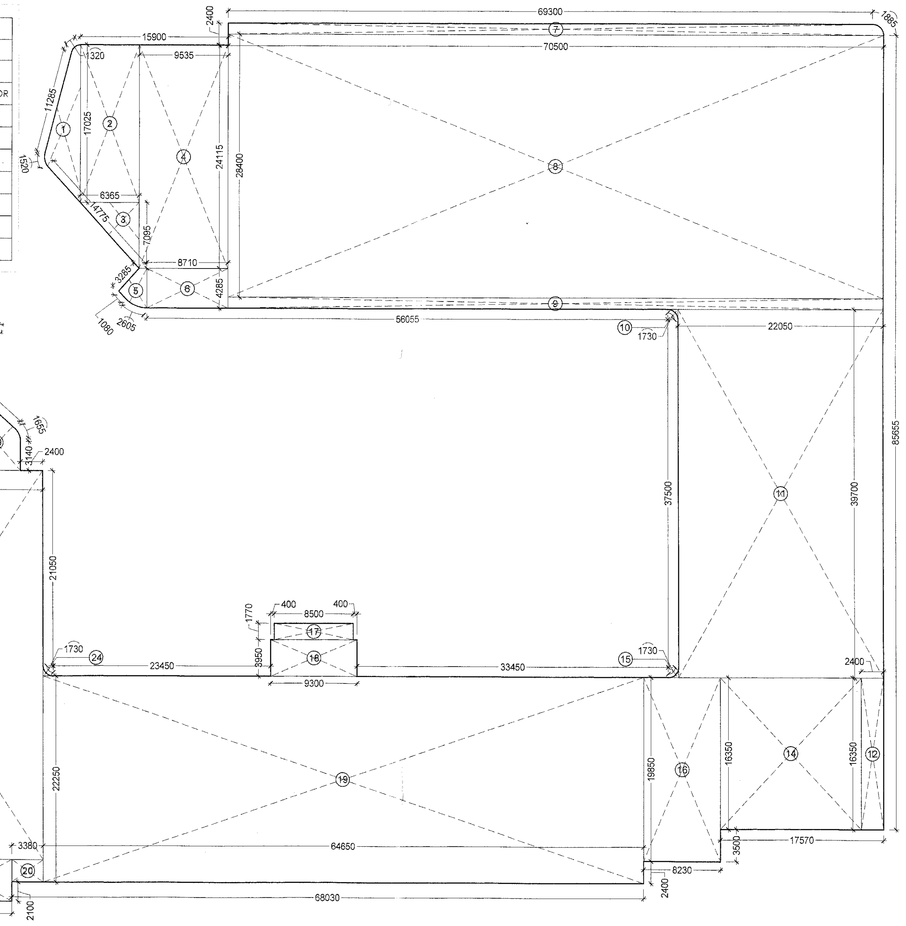

UPPER GROUND - FLOOR PLATE AREA

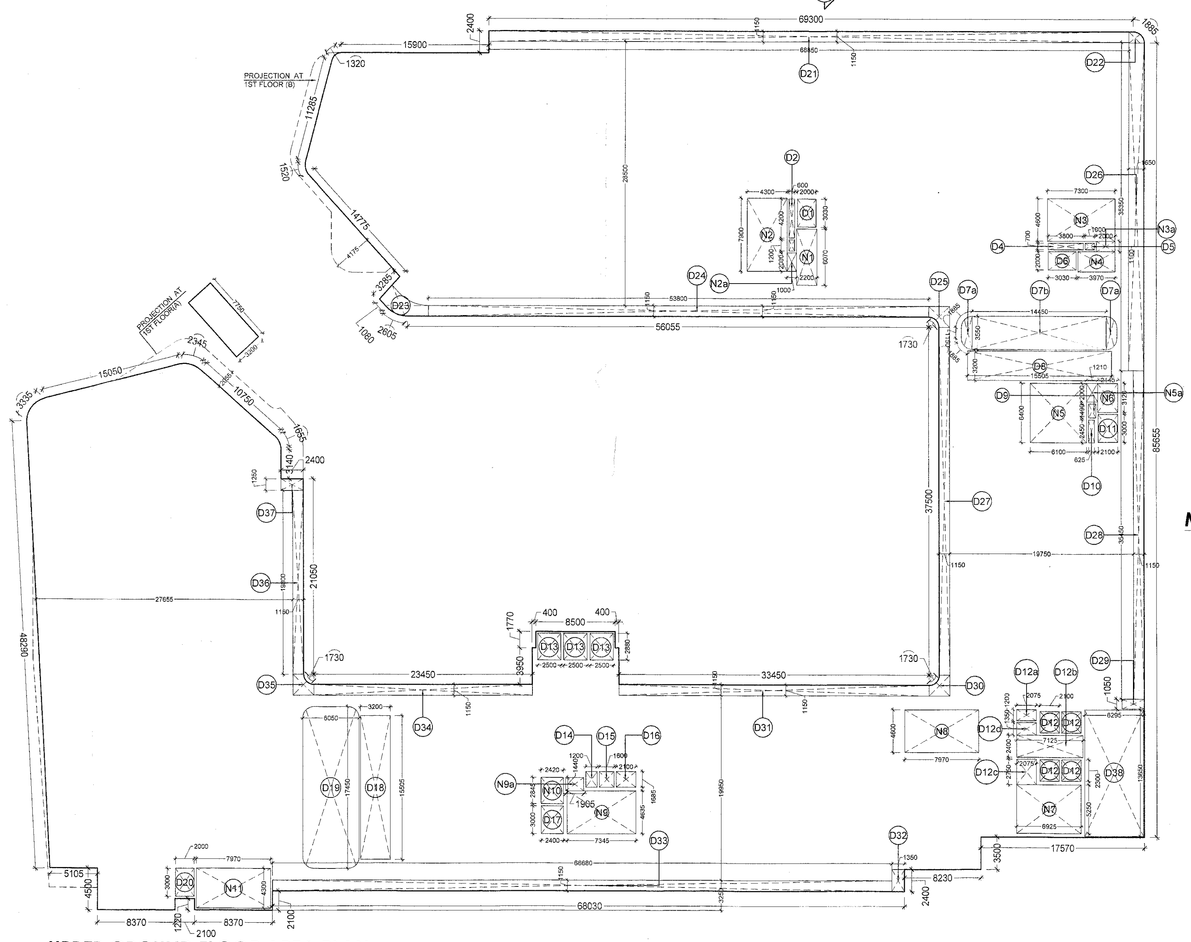

UPPER GROUND FLOOR AREA PLAN

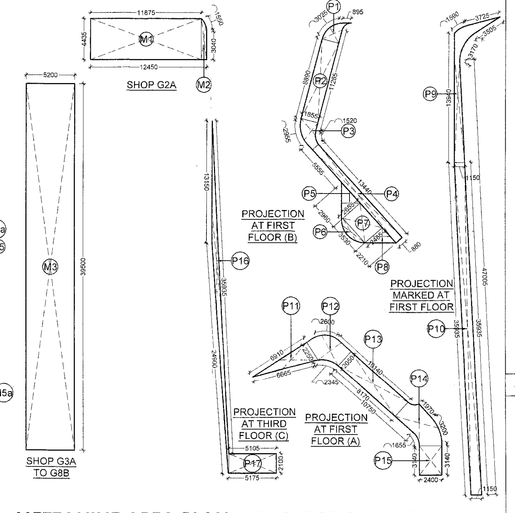

MEZZANINE AREA PLAN PROJECTION AREA PLAN

MEZZANINE AREA DETAIL												
ITEM	WIDTH-1		WIDTH-2		LENGTH		FACTOR		NOS		AREA
M1	11.875	+		X	4.435	X	1	X	1		52.666
M2	P-LINE										2.308
M3	5.200	+		X	39.500	X	1	X	1		205.400
TOTAL AREA (A)											260.374

FAR UNDER PROJECTION ON ABOVE FLOORS AREA DETAIL												
ITEM	WIDTH-1		WIDTH-2		LENGTH		FACTOR		NOS		AREA
P1	P-LINE										3.209
P2	1.855	+		X	8.890	X	1	X	1		16.491
P3	P-LINE										4.273
P4	0.880	+		X	13.440	X	1	X	1		11.827
P5	2.960	+		X	2.655	X	0.5	X	1		3.929
P6	P-LINE										2.121
P7	3.530	+		X	2.465	X	1	X	1		8.701
P8	2.210	+		X	2.465	X	0.5	X	1		2.724
P9	P-LINE										15.721
P10	1.150	+		X	35.935	X	1	X	1		41.325
P11	6.910	+		X	2.250	X	0.5	X	1		7.774
P12											9.296
P13	2.050	+		X	8.170	X	1	X	1		16.749
P14	P-LINE										12.987
P15	2.400	+		X	3.140	X	1	X	1		7.536
P16	P-LINE										14.657
P17	5.105	+		X	2.100	X	1	X	1		10.721
TOTAL AREA (A)											190.041

S.T.P.(HQ) Member Secretary B.P.A.C. — S.T.P.(G) Member B.P.A.C. — C.T.P.(HR) Chairman B.P.A.C.

AD PA ATP

Ram Avtar Bassi JD(HQ)

DRAWING TITLE	DRAWING NO.
FLOOR PLANS - UPPER GROUND FLOOR	S06

UPPER GROUND FLOOR AREA DETAIL												
UPPER GR. FLOOR - FLOOR PLATE AREA DETAIL												
ITEM	WIDTH-1		WIDTH-2		LENGTH		FACTOR		NOS		AREA
1	P-LINE										38.811
2	6.365	+		X	17.025	X	1	X	1		108.364
3	6.365	+		X	7.095	X	0.5	X	1		22.580
4	9.535	+		X	24.115	X	1	X	1		229.937
5	P-LINE										8.506
6	8.710	+		X	4.385	X	1	X	1		37.322
7	P-LINE										84.280
8	70.500	+		X	28.400	X	1	X	1		2002.200
9	P-LINE										84.280
10	P-LINE										0.259
11	22.050	+		X	39.700	X	1	X	1		875.385
12	2.460	+		X	16.350	X	1	X	1		39.240
13	OBSOLETE										0.000
14	15.170	+		X	16.350	X	1	X	1		248.030
15	P-LINE										0.259
16	8.230	+		X	19.850	X	1	X	1		163.366
17	8.500	+		X	1.770	X	1	X	1		15.045
18	9.300	+		X	3.950	X	1	X	1		36.735
19	64.650	+		X	22.250	X	1	X	1		1438.463
20	3.380	+		X	2.400	X	1	X	1		8.112
21	8.370	+		X	4.500	X	1	X	1		37.665
22	2.100	+		X	3.280	X	1	X	1		6.888
23	8.370	+		X	4.500	X	1	X	1		37.665
24	P-LINE										0.259
25	27.325	+		X	42.000	X	1	X	1		1147.650
26	P-LINE										63.248
27	P-LINE										38.281
28	19.620	+		X	8.780	X	1	X	1		172.264
29	P-LINE										33.834
30	3.200	+		X	3.750	X	1	X	1		24.600
TOTAL AREA (A)											7003.768
DEDUCTIONS											
ITEM	WIDTH-1		WIDTH-2		LENGTH		FACTOR		NOS		AREA
D1	3.030	+		X	2.000	X	1	X	1		6.060
D2	0.600	+		X	4.200	X	1	X	1		2.520
D3	0.600	+		X	1.200	X	1	X	1		0.720
D4	3.800	+		X	0.700	X	1	X	1		2.660
D5	1.000	+		X	0.700	X	1	X	1		0.700
D6	3.030	+		X	2.000	X	1	X	1		6.060
D7a	P-LINE								2		7.279
D7b	14.450	+		X	3.550	X	1	X	1		51.298
D8	15.505	+		X	3.200	X	1	X	1		49.616
D9	0.625	+		X	1.490	X	1	X	1		0.931
D10	0.625	+		X	2.450	X	1	X	1		1.531
D11	2.100	+		X	3.000	X	1	X	1		6.300
D12	2.100	+		X	2.300	X	1	X	4		19.320
D12a	2.075	+		X	1.200	X	1	X	1		2.490
D12b	7.125	+		X	2.400	X	1	X	1		17.100
D12c	2.075	+		X	2.750	X	1	X	1		5.706
D12d	2.075	+		X	1.350	X	1	X	1		2.801
D13	2.500	+		X	2.880	X	1	X	3		21.600
D14	1.200	+		X	1.685	X	1	X	1		2.022
D15	1.600	+		X	1.685	X	1	X	1		2.696
D16	2.100	+		X	1.685	X	1	X	1		3.539
D17	2.400	+		X	3.000	X	1	X	1		7.200
D18	3.200	+		X	15.505	X	1	X	1		49.616
D19	P-LINE										104.336
D20	2.000	+		X	3.000	X	1	X	1		6.000
D21	68.850	+		X	1.150	X	1	X	1		79.178
D22	P-LINE										1.670
D23	P-LINE										8.949
D24	53.800	+		X	1.150	X	1	X	1		61.870
D25	P-LINE										4.112
D26	1.650	+		X	35.350	X	1	X	1		58.328
D27	1.150	+		X	37.500	X	1	X	1		43.125
D28	1.150	+		X	35.450	X	1	X	1		40.768
D29	2.400	+		X	1.050	X	1	X	1		2.520
D30	P-LINE										4.112
D31	33.450	+		X	1.150	X	1	X	1		38.468
D32	1.350	+		X	2.400	X	1	X	1		3.240
D33	66.680	+		X	1.150	X	1	X	1		76.682
D34	23.450	+		X	1.150	X	1	X	1		26.968
D35	P-LINE										4.112
D36	19.800	+		X	1.150	X	1	X	1		22.770
D37	2.400	+		X	1.250	X	1	X	1		3.000
D38	6.295	+		X	13.650	X	1	X	1		85.927
TOTAL DEDUCTION (D)=											945.896
NON-FAR											
N1	2.200	+		X	6.070	X	1	X	1		13.354
N2	4.300	+		X	7.900	X	1	X	1		33.970
N2a	1.000	+		X	2.000	X	1	X	1		2.000
N3	7.300	+		X	4.600	X	1	X	1		33.580
N3a	2.000	+		X	1.100	X	1	X	1		2.200
N4	3.970	+		X	2.200	X	1	X	1		8.734
N5	6.100	+		X	6.400	X	1	X	1		39.040
N5a	1.210	+		X	2.000	X	1	X	1		2.420
N6	2.145	+		X	3.120	X	1	X	1		6.692
N7	6.925	+		X	5.250	X	1	X	1		36.356
N8	7.970	+		X	4.600	X	1	X	1		36.662
N9a	1.905	+		X	1.440	X	1	X	1		2.743
N9	7.345	+		X	4.635	X	1	X	1		34.044
N10	2.420	+		X	2.845	X	1	X	1		6.885
N11	7.970	+		X	4.300	X	1	X	1		34.271
TOTAL NON-FAR (N) =											292.952
TOTAL MEZZANINE AREA (M) =											260.374
TOTAL PROJECTION AREA (P) =											190.041
TOTAL UPPER GROUND FLOOR FAR AREA = A-(D+N)+M+P											6215.315

PRINCIPAL ARCHITECT:

ACPL — ISO 9001:2015 — Architecture Management Planning

ACPL Design Ltd
www.acplonline.com
E-24 South Extension-1 New Delhi 110049 India
T: +91 11 24622195 +91 11 24640709
E: contact@acplonline.com P: +91 11 24634069

PROJECT:-

PROPOSED COMMERCIAL DEVELOPMENT ON KH. NO. 5416/4228/1741, 4234/ 1747, 4235/ 1747 FALLING UNDER VILLAGE GURGAON GAON (SECTOR-14) TEHSIL & DISTRICT - GURUGRAM, HARYANA BEING DEVELOPED BY - M/S SPJ PROPERTIES PRIVATE LIMITED

267744 7/10/24

OWNER'S/AUTHORIZED SIGN. — ARCHITECT'S SIGN.

DRAWING TITLE	
FLOOR PLANS - UPPER GROUND FLOOR	
DRAWING NO. - S06	SCALE - 1:250