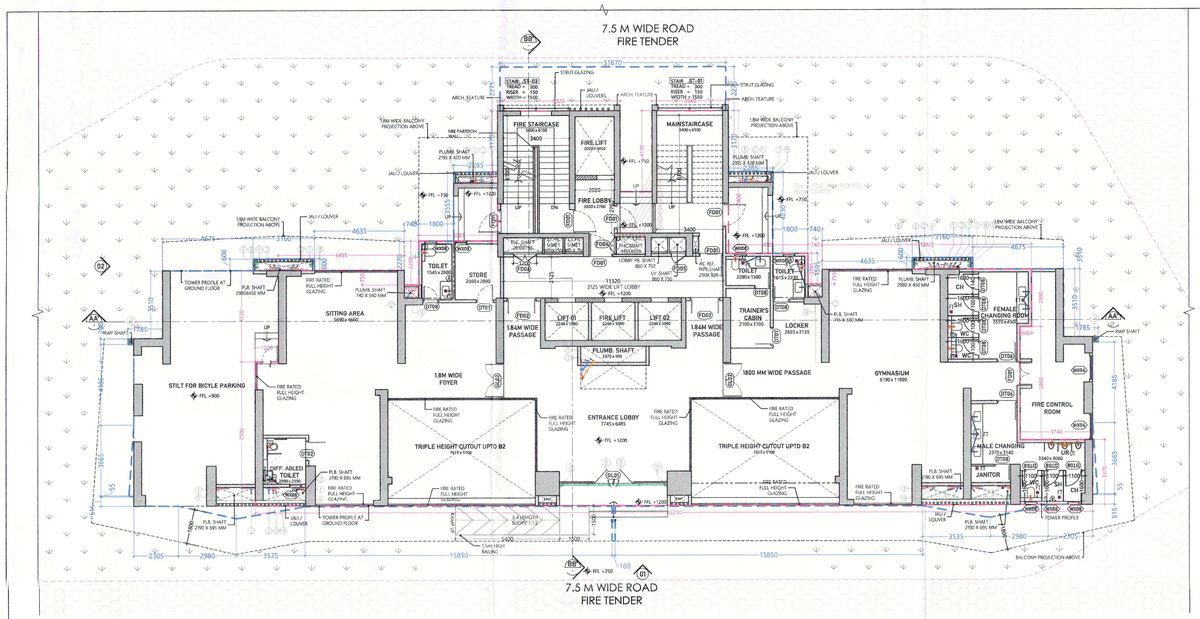
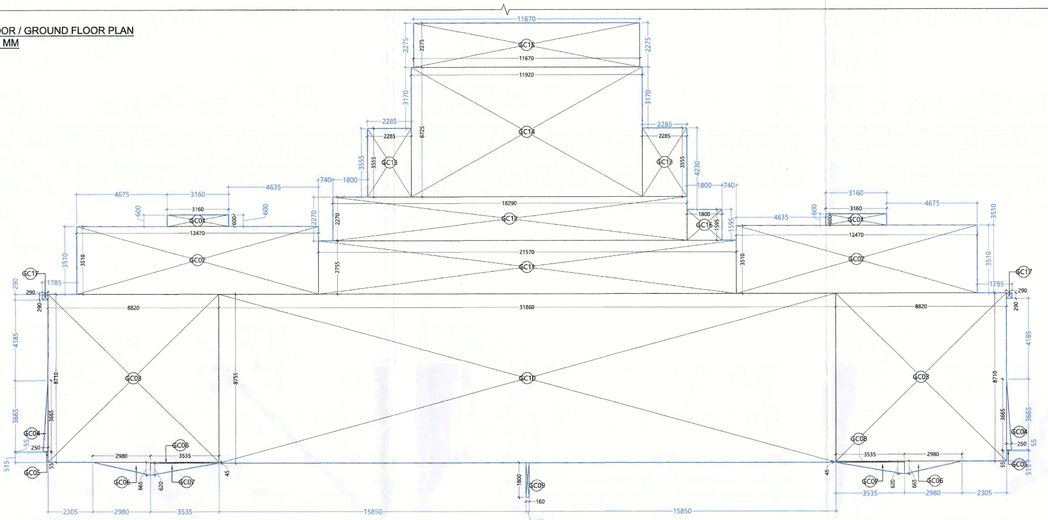
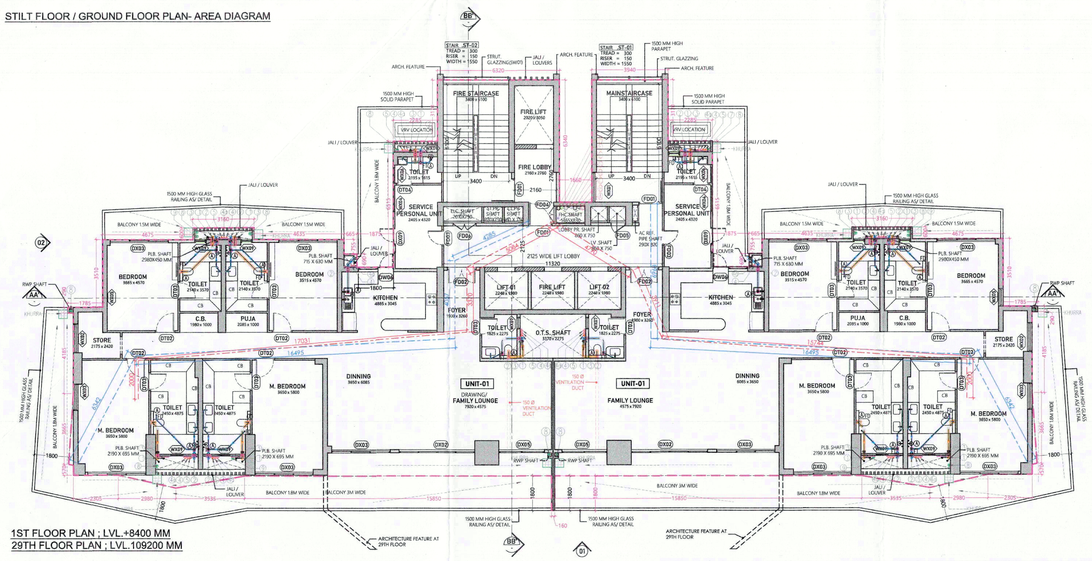


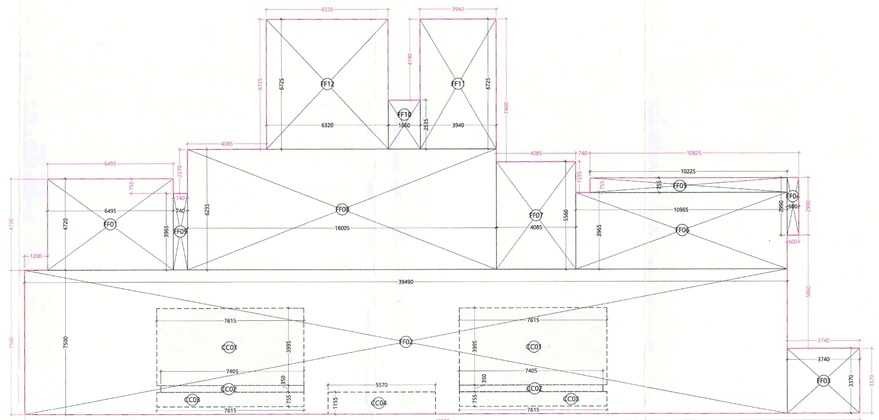
STILT FLOOR / GROUND FLOOR PLAN
LVL +1200 MM



STILT FLOOR / GROUND FLOOR PLAN- AREA DIAGRAM



1ST FLOOR PLAN ; LVL +8400 MM
29TH FLOOR PLAN ; LVL 109200 MM



STILT FLOOR EXCLUSIVE CLUB/ ENTRANCE LOBBY
FAR AREA CALCULATION PLAN

GROUND COVERAGE								
ID	X (m)	x	Y (m)	x Multip lier	x Count (nos)	=	Area (sqm)	
A. COVERED AREA								
GC01	3.160		0.600	1.0	2	=	3.79	
GC02	12.470		3.510	1.0	2	=	87.54	
GC03	8.820		8.710	1.0	2	=	153.64	
GC04	0.250		3.785	0.5	2	=	0.95	
GC05	0.250		0.055	0.5	2	=	0.01	
GC06	2.980		0.665	0.5	2	=	1.98	
GC07	3.535		0.620	0.5	2	=	2.19	
GC08	3.535		0.045	1.0	2	=	0.32	
GC09	0.160		1.800	1.0	1	=	0.29	
GC10	31.860		8.755	1.0	1	=	278.93	
GC11	21.570		2.755	1.0	1	=	59.43	
GC12	18.290		2.270	1.0	1	=	41.52	
GC13	2.285		3.555	1.0	2	=	16.25	
GC14	11.920		6.725	1.0	1	=	80.16	
GC15	11.670		2.275	1.0	1	=	26.55	
GC16	1.800		1.595	1.0	1	=	2.87	
GC17	0.290		0.290	1.0	2	=	0.17	
TOTAL AREA "A"							756.59	

① FAR AREA STATEMENT

Ⓐ

GROUND FLOOR	FAR							
ID	X (m)	x	Y (m)	x Multip lier	x Count (nos)	=	Area (sqm)	
A. COVERED AREA								
FR01	6.495		4.720	1.0	1	=	30.66	
FR02	39.490		7.550	1.0	1	=	298.18	
FR03	3.740		3.370	1.0	1	=	12.60	
FR04	0.600		2.990	1.0	1	=	1.79	
FR05	0.755		10.225	1.0	1	=	7.72	
FR06	10.965		3.985	1.0	1	=	43.48	
FR07	4.085		5.560	1.0	1	=	22.71	
FR08	16.005		6.235	1.0	1	=	99.79	
FR09	0.740		3.985	1.0	1	=	2.93	
FR10	1.660		2.535	1.0	1	=	4.21	
FR11	3.940		6.725	1.0	1	=	26.50	
FR12	6.320		6.725	1.0	1	=	42.50	
TOTAL AREA "A"							591.07	
B. AREA SUBTRACTION								
CC01	7.615		3.995	1.0	2	=	60.84	
CC02	7.405		0.350	1.0	2	=	5.18	
CC03	7.615		1.066	1.0	2	=	16.24	
CC04	5.570		1.155	1.0	1	=	6.43	
TOTAL AREA "B"							88.70	
NET AREA "A-B" GROUND FLOOR, FAR							502.37	

Ⓑ

TYPICAL FLOOR	FAR							
ID	X (m)	x	Y (m)	x Multip lier	x Count (nos)	=	Area (sqm)	
A. COVERED AREA								
FR01	31.865		9.620	1.0	1	=	306.54	
FR02	3.535		12.220	1.0	2	=	86.40	
FR03	5.280		8.420	1.0	2	=	88.92	
FR04	3.785		3.800	1.0	2	=	28.77	
FR05	3.160		0.600	1.0	2	=	3.79	
FR06	5.145		0.755	1.0	2	=	7.77	
FR07	5.810		0.690	1.0	2	=	8.02	
FR08	2.285		6.515	1.0	2	=	29.77	
FR09	6.320		9.685	1.0	1	=	61.21	
FR10	3.940		9.685	1.0	1	=	38.16	
FR11	1.660		3.345	1.0	1	=	5.55	
FR12	1.785		0.290	1.0	2	=	1.04	
FR13	0.160		2.710	1.0	1	=	0.43	
FR14	1.250		0.625	1.0	2	=	1.56	
FR15	4.280		1.155	1.0	2	=	9.89	
FR16	0.560		0.290	1.0	1	=	0.16	
TOTAL AREA "A"							677.97	
B. AREA SUBTRACTION								
CC01	2.980		0.450	1.0	2	=	2.68	
CC02	2.190		0.695	1.0	4	=	6.09	
CC03	0.515		0.600	1.0	2	=	0.62	
CC04	2.045		0.330	1.0	2	=	1.35	
CC05	3.970		2.275	1.0	1	=	7.67	
CC06	0.200		0.200	1.0	2	=	0.08	
EL01	2.010		0.750	1.0	1	=	1.51	
FH01	1.485		0.830	1.0	1	=	1.23	
LV01	0.860		0.750	1.0	1	=	0.65	
LW01	2.240		1.980	1.0	3	=	13.31	
LW02	2.020		3.050	1.0	1	=	6.16	
NF01	3.400		4.550	1.0	1	=	15.47	
NF02	3.540		1.550	1.0	1	=	5.49	
NF03	2.020		1.210	1.0	1	=	2.44	
NF04	1.300		1.100	1.0	1	=	1.43	
NF04	2.160		1.550	1.0	1	=	3.35	
NF05	3.400		6.100	1.0	1	=	20.74	
PS01	0.970		0.750	1.0	1	=	0.73	
PS02	0.960		0.750	1.0	1	=	0.72	
PS03	0.860		0.750	1.0	1	=	0.65	
PS04	0.290		0.820	1.0	1	=	0.24	
TOTAL AREA "B"							92.57	
NET AREA "A-B" TYPICAL FLOOR, FAR							585.40	

Ⓒ

1ST & 29TH FLOOR	BALCONY FAR							
ID	X (m)	x	Y (m)	x Multip lier	x Count (nos)	=	Area (sqm)	
A. COVERED AREA								
BF01	3.535		0.620	0.5	2	=	2.19	
BF02	2.980		0.665	0.5	2	=	1.98	
BF03	3.665		0.250	0.5	2	=	0.92	
BF04	0.055		0.250	0.5	2	=	0.01	
BF05	2.505		0.290	1.0	1	=	1.45	
BF06	2.705		0.910	1.0	2	=	4.92	
BF07	1.250		0.575	1.0	2	=	1.44	
BF08	7.615		1.200	1.0	2	=	18.28	
BF09	7.820		0.045	1.0	2	=	0.70	
TOTAL AREA "A"							31.90	

Ⓓ

TYPICAL FLOOR	NON-FAR							
ID	X (m)	x	Y (m)	x Multip lier	x Count (nos)	=	Area (sqm)	
A. COVERED AREA								
NF01	3.400		4.550	1.0	1	=	15.47	
NF02	3.540		1.550	1.0	1	=	5.49	
NF03	2.020		1.210	1.0	1	=	2.44	
NF04	1.300		1.100	1.0	1	=	1.43	
NF04	2.160		1.550	1.0	1	=	3.35	
NF05	3.400		6.100	1.0	1	=	20.74	
TOTAL AREA "A"							48.92	
B. AREA SUBTRACTION								
SW01	3.000		0.300	1.0	1	=	0.90	
SW02	3.000		0.300	1.0	1	=	0.90	
						=		
						=		
TOTAL AREA "B"							1.80	
NET AREA "A-B" TYPICAL FLOOR, NON-FAR							47.12	

TOTAL FAR AREA CALCULATION AT GROUND FLOOR						
S.No.	PERTICULARS				=	AREA (SQM)
FAR AREA OF CIRCULATION	A	1	X	502.37	=	502.37
TOTAL FAR AREA (A)					=	502.37

TOTAL FAR AREA CALCULATION AT 1ST & 29TH FLOORS						
S.No.	PERTICULARS				=	AREA (SQM)
FAR AREA OF FLOOR	A	1	X	585.40	=	585.40
BALCONY FAR AREA OF FLOOR	B	1	X	31.90	=	31.90
TOTAL FAR AREA OF FLOOR	C=(A+B)				=	617.30
TOTAL FAR AREA (C)					=	617.30

TOTAL NON-FAR AREA CALCULATION AT GROUND FLOOR = (G. COVERAGE - G. FLOOR FAR)						
S.No.	G.C	-	FAR	=	NON FAR	
NON- FAR AREA OF FLOOR	756.59	-	502.37	=	254.22	
TOTAL NON-FAR AREA				=	254.22	

TOTAL NON-FAR AREA CALCULATION AT 1ST TO 29TH FLOORS						
S.No.	PERTICULARS				=	AREA (SQM)
NON- FAR AREA OF FLOOR	A	1	X	47.12	=	47.12
TOTAL NON-FAR AREA (A)					=	47.12

TOWER A1					
S.No.	FLOORS	GROUND COVERAGE (SQM)	FAR(SQM)	NON-FAR(SQM)	BUILT-UP AREA (SQM)
1	BASEMENT				
2	GROUND/ STILT FLOOR	756.59	502.37	254.22	756.59
3	1st FLOOR		617.30	47.12	664.42
4	2nd FLOOR		617.55	47.12	664.67
5	3rd FLOOR		617.80	47.12	664.92
6	4th FLOOR		618.09	47.12	665.20
7	5th FLOOR		618.34	47.12	665.46
8	6th FLOOR		618.52	47.12	665.64
9	7th FLOOR		618.70	47.12	665.82
10	8th FLOOR		618.89	47.12	666.01
11	9th FLOOR		619.01	47.12	666.13
12	10th FLOOR		619.17	47.12	666.29
13	11th FLOOR		619.14	47.12	666.26
14	12th FLOOR		619.23	47.12	666.35
15	13th FLOOR		619.30	47.12	666.42
16	14th FLOOR		619.44	47.12	666.56
17	15th FLOOR		619.48	47.12	666.59
18	16th FLOOR (Refuge Floor)		619.47	47.12	666.59
19	17th FLOOR		619.30	47.12	666.42
20	18th FLOOR		619.23	47.12	666.35
21	19th FLOOR		619.14	47.12	666.26
22	20th FLOOR		619.17	47.12	666.29
23	21st FLOOR		619.01	47.12	666.13
24	22nd FLOOR		618.89	47.12	666.01
25	23rd FLOOR		618.70	47.12	665.82
26	24th FLOOR (Refuge Floor)		618.57	47.12	665.69
27	25th FLOOR		618.34	47.12	665.46
28	26th FLOOR		618.09	47.12	665.20
29	27th FLOOR		617.80	47.12	664.92
30	28th FLOOR		617.55	47.12	664.67
31	29th FLOOR		617.30	47.12	664.42
32	TERRACE FLOOR			135.33	135.33
33	MUMTY & OHT FLOOR			135.33	135.33
	TOTAL	756.59	18,442.87	1,891.33	20,334.20

TYPICAL MECHANINAL VENTILATION CALCULATION FOR W.C.					
S.NO.	LOCATION	AREA (SQ.FT.)	HEIGHT (FT.)	VOLUME (CU.FT.)	DESIGN CFM
1.1	W.C.	11	9	499	100
SELECTED EXHAUST FAN			FAN SIZE		EXHAUST DUCT SIZE DIAMETER (mm)
			LxBxH (mm)		
1# 100 cfm cassette inline fan			270x270x171		150 (OD)

TOTAL NUMBER OF FLOORS	29
NO. OF UNITS PER FLOOR	2
TOTAL NO. OF UNITS	29X2= 58 UNITS

Schedule For Door Window Opening						Fire Rating
Tag	WIDTH	Qty.	UNTIL	HEIGHT	Location	
DF01	1550	0	3700	2700	Drawing room	
DF02	1200	0	2400	2400	Bedroom	
DF03	900	0	2400	2400	Bedroom / Powder room	
DF04	900	0	2100	2400	Utility / Toilet	
DF05	1200	0	2100	2700	Lift Lobby	
DF06	1050	0	2100	2700	Changing Room	
DF07	800	0	2100	2400	Partial Cabinet's room	
DF08	800	0	2100	2700	Toilet	
DF09	1200	0	2100	2700	Public Staircase	
DW 03	2925	100	2700	2600	Drawing room	
DW 05	1680	0	2700	2700	Kitchen	
FD 01	1200	6	2100	2700	Lift Lobby	2 hrs Fire Rated
FD 02	1200	6	2100	2700	Reading room / Entrance	1 hrs Fire Rated
FD 03	800	0	2100	2700	Servants Personal	2 hrs Fire Rated
FD 04	900	100	2100	2600	Incl. Vault	2 hrs Fire Rated
FD 05	700	100	2100	2600	In Shaft	2 hrs Fire Rated
FD 06	1200	100	2100	2600	Electrical Shaft	2 hrs Fire Rated
MW01	1200	100	2700	2600	Staircase	
MW02	1200	100	2700	2600	Toilet	
MW03	1200	100	2700	2600	Master Bedroom	
MW04	1800	100	2700	2600	Servants Personal	
MW05	900	100	2100	2600	Master Bedroom	
MW06	800	100	2700	2600	Utility toilet	
MW07	600	600	2700	2600	Powder Room	
MW08	600	1850	2700	2100	Toilet, Pantry	
GD01	3000	0	3700	8008	Entrance, Lobb	1 hrs Fire Rated
GD02	3800	0	3700	2775	Lobby, Lift	1 hrs Fire Rated
GD05	2000	0	8008	8008	Entrance, Basement	1 hrs Fire Rated
GD06	2225	0	2700	2700	LOBBY	1 hrs Fire Rated

This is a "PROVISIONAL BUILDING PLAN" approved only for the purpose of inviting objections from the general public

S.T.P (HQ) Member Secretary, B.P.A.C. — S.T.P (IS) Member, B.P.A.C. — C.T.P (Hr.) Chairman, B.P.A.C.

DTP(HQ) — ATP(HQ)

AD — PA — ATP

Rajesh Dutt SD(HQ) — FS: M

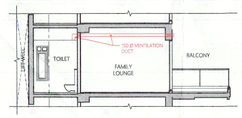
TO BE READ ALONG WITH THIS OFFICE MEMO NO.: DATED :

This drawing is a "COPYRIGHT" contents of this drawing or part thereof may not be used or reproduced without the permission of the Architect.

OWNER SIGN

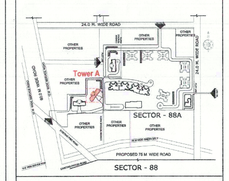
ARCHITECT SIGN

BUILDING IS CENTRALIZED MECHANICALLY VENTILATED ON ALL FLOOR & 100% POWER BACK UP



TYPICAL MECHANICAL VENTILATION SECTION FOR W.C.

KEY PLAN



SECTOR - 88

SUBMISSION DRAWING

OWNER
M/S ASHJANA LANDCRAFT REALTY Pvt. Ltd.

PROJECT
REVISED BUILDING PLAN FOR GROUP HOUSING COLONY OVER AN AREA MEASURING 24.125 ACRES (LICENCE NO.42 OF 2013 DATED 06.06.2013 & LICENCE NO.46 OF 2013 DATED 08.06.2013) IN THE REVENUE ESTATE OF VILLAGE HARSARU,SECTOR -88A,GURUGRAM

SCALE	DATE	
A0 / 1:100	12.09.2025	

DRAWING TITLE
GROUND,1ST & 29TH FLOOR PLAN,

TOWER A

ARCHITECTS
Confluence
CONFLUENCE CONSULTANCY SERVICES
F-1, First Floor, Mira Corporate Suites, Ishwar Nagar, New Delhi-65
www.confluenceworld.in | ccs@confluence.com
+91 11 41643658 | +91 11 41653535
Member of IGBC | ISO - 9001 : 2000
architecture urban design hospitality interiors

DRAWING NO.	REVISION
S-TA-101	R0