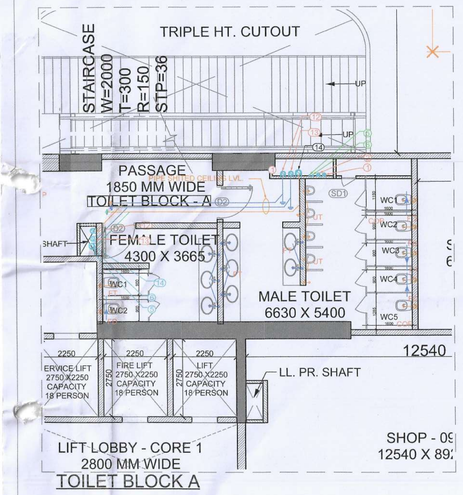

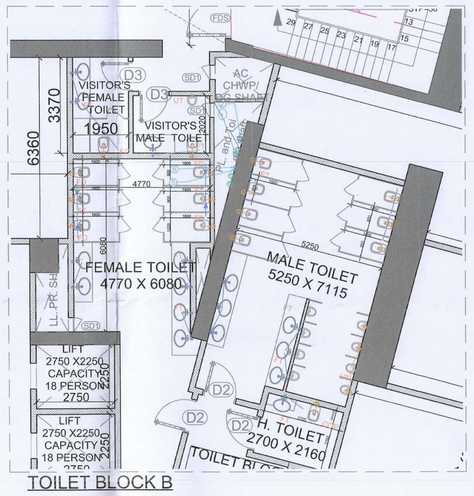

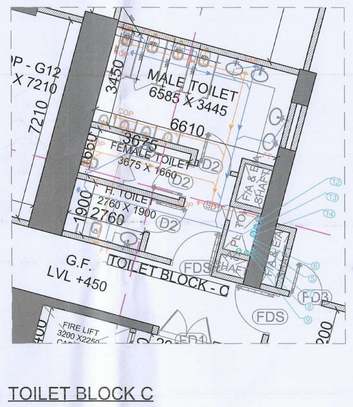

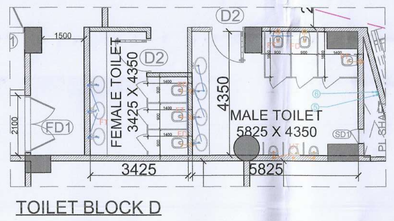

LEGEND FOR PLUMBING:	
PIPE	110 OD SWR (SOIL & VENT PIPE)
PIPE	110 (O) SWR (VENT & VENT PIPE)
PIPE	90 OD SWR (WATER SYPHONAGE PIPE)
PIPE	DOMESTIC WATER SUPPLY (ON TIME PIPE 25% TO 25th FLOOR)
PIPE	DOMESTIC WATER SUPPLY (ON TIME PIPE 25% TO GROUND FLOOR)
PIPE	FLUSHING WATER SUPPLY (ON TIME PIPE 25% TO 100 FLOOR)
PIPE	DOMESTIC WATER SUPPLY RISER TO (U.F.T. FILLING)
PIPE	FLUSHING WATER SUPPLY RISER TO (U.F.T. FILLING)
PIPE	SOFT WATER SUPPLY RISER TO (U.S.T. FILLING)
PIPE	110 (O) uPVC RAIN WATER PIPE FOR BALCONY
PIPE	110 (O) uPVC RAIN WATER PIPE FOR TERRACE
PIPE	90 OD SWR (SOIL & VENT PIPE)
PIPE	110 OD SWR (SOIL & VENT PIPE)
PIPE	200 OD uPVC RAIN WATER PIPE

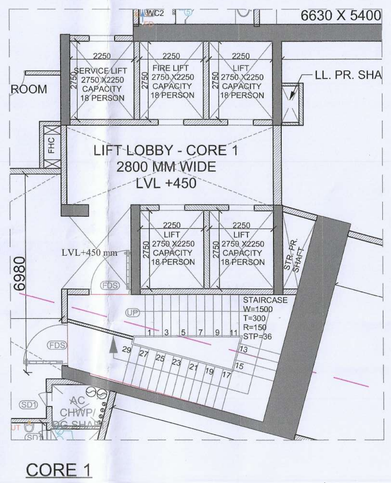

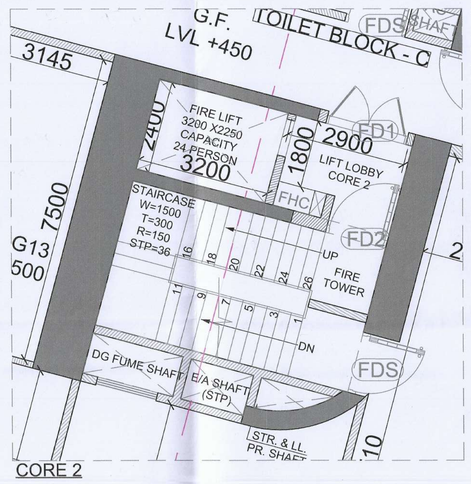

1. GROUND FLOOR PLAN
SCALE 1:200

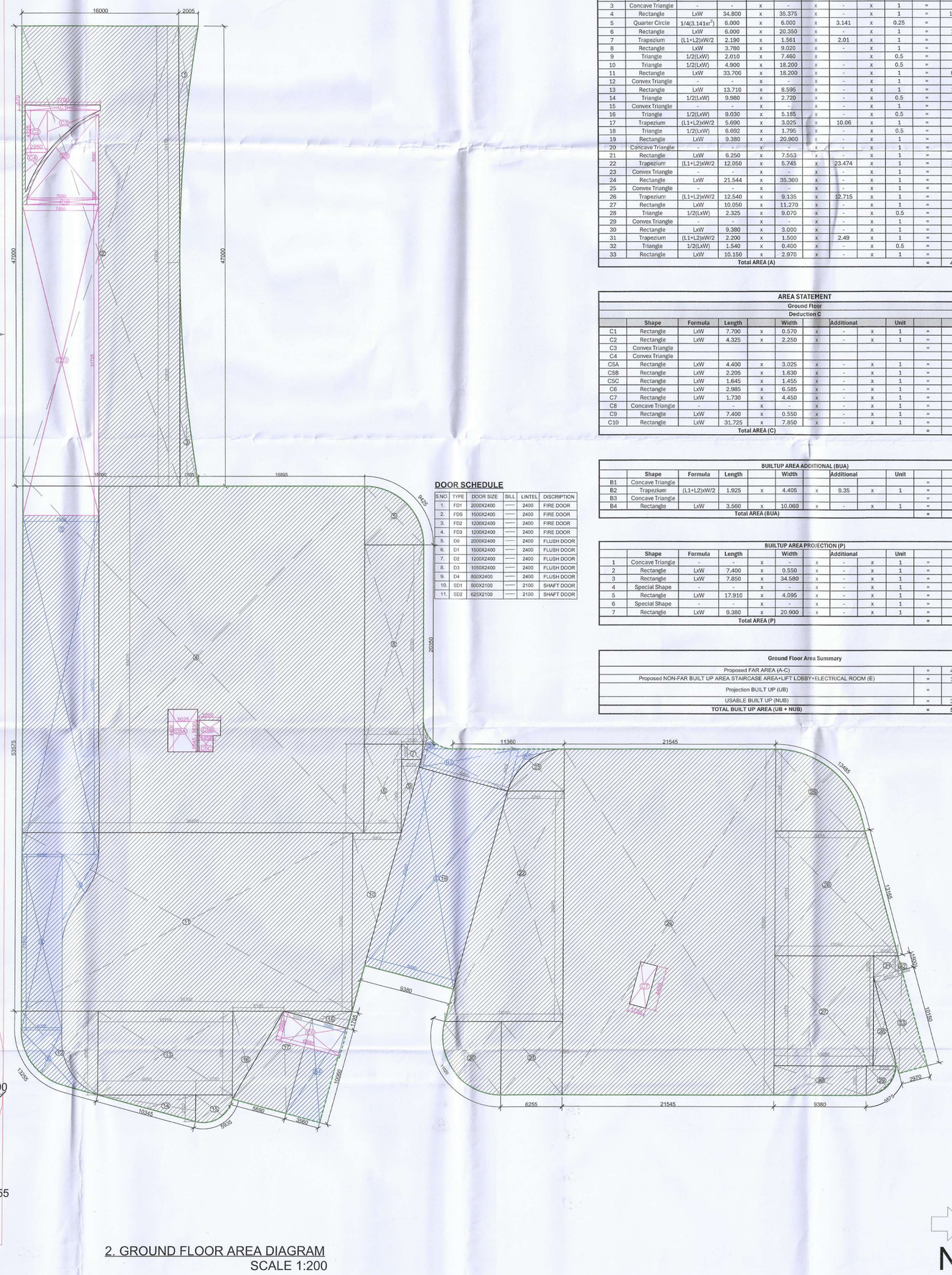

2. GROUND FLOOR AREA DIAGRAM
SCALE 1:200

N

DOOR SCHEDULE

S.NO	TYPE	DOOR SIZE	SILL	LINTEL	DISCRIPTION
1.	FD1	2000X2400	----	2400	FIRE DOOR
2.	FD5	1500X2400	----	2400	FIRE DOOR
3.	FD2	1200X2400	----	2400	FIRE DOOR
4.	FD3	1200X2400	----	2400	FIRE DOOR
5.	D0	2000X2400	----	2400	FLUSH DOOR
6.	D1	1500X2400	----	2400	FLUSH DOOR
7.	D2	1200X2400	----	2400	FLUSH DOOR
8.	D3	1050X2400	----	2400	FLUSH DOOR
9.	D4	800X2400	----	2400	FLUSH DOOR
10.	SD1	500X2100	----	2100	SHAFT DOOR
11.	SD2	625X2100	----	2100	SHAFT DOOR

AREA STATEMENT
Ground Floor
Addition (A)

	Shape	Formula	Length		Width		Additional		Unit		Area	Units
1	Concave Triangle	-	-	x	-	x	-	x	1	=	15.896	sqm
2	Rectangle	LxW	16.000	x	47.000	x	-	x	1	=	752.000	sqm
3	Concave Triangle	-	-	x	-	x	-	x	1	=	14.645	sqm
4	Rectangle	LxW	34.800	x	35.375	x	-	x	1	=	1231.050	sqm
5	Quarter Circle	1/4(3.141xr^2)	6.000	x	6.000	x	3.141	x	0.25	=	28.269	sqm
6	Rectangle	LxW	6.000	x	20.350	x	-	x	1	=	122.100	sqm
7	Trapezium	(L1+L2)/W/2	2.190	x	1.561	x	2.01	x	1	=	3.770	sqm
8	Rectangle	LxW	3.780	x	9.020	x	-	x	1	=	34.096	sqm
9	Triangle	1/2(LxW)	2.010	x	7.460	x	-	x	0.5	=	7.498	sqm
10	Triangle	1/2(LxW)	4.900	x	18.200	x	-	x	0.5	=	44.590	sqm
11	Rectangle	LxW	33.700	x	18.200	x	-	x	1	=	613.340	sqm
12	Convex Triangle	-	-	x	-	x	-	x	1	=	55.062	sqm
13	Rectangle	LxW	13.710	x	8.595	x	-	x	1	=	117.845	sqm
14	Triangle	1/2(LxW)	9.960	x	2.720	x	-	x	0.5	=	13.573	sqm
15	Convex Triangle	-	-	x	-	x	-	x	1	=	8.751	sqm
16	Triangle	1/2(LxW)	9.030	x	5.185	x	-	x	0.5	=	23.410	sqm
17	Trapezium	(L1+L2)/W/2	5.690	x	3.025	x	10.06	x	1	=	43.636	sqm
18	Triangle	1/2(LxW)	6.692	x	1.795	x	-	x	0.5	=	6.000	sqm
19	Rectangle	LxW	9.380	x	20.900	x	-	x	1	=	196.042	sqm
20	Concave Triangle	-	-	x	-	x	-	x	1	=	37.420	sqm
21	Rectangle	LxW	6.250	x	7.553	x	-	x	1	=	47.197	sqm
22	Trapezium	(L1+L2)/W/2	12.050	x	5.745	x	23.474	x	1	=	208.860	sqm
23	Convex Triangle	-	-	x	-	x	-	x	1	=	18.057	sqm
24	Rectangle	LxW	21.544	x	35.360	x	-	x	1	=	760.510	sqm
25	Convex Triangle	-	-	x	-	x	-	x	1	=	57.550	sqm
26	Trapezium	(L1+L2)/W/2	12.540	x	9.135	x	12.715	x	1	=	137.799	sqm
27	Rectangle	LxW	10.050	x	11.270	x	-	x	1	=	113.266	sqm
28	Triangle	1/2(LxW)	2.325	x	9.070	x	-	x	0.5	=	10.542	sqm
29	Convex Triangle	-	-	x	-	x	-	x	1	=	7.069	sqm
30	Rectangle	LxW	9.380	x	3.000	x	-	x	1	=	28.140	sqm
31	Trapezium	(L1+L2)/W/2	2.200	x	1.500	x	2.49	x	1	=	4.607	sqm
32	Triangle	1/2(LxW)	1.540	x	0.400	x	-	x	0.5	=	0.308	sqm
33	Rectangle	LxW	10.150	x	2.970	x	-	x	1	=	30.146	sqm
			Total AREA (A)							=	4793.248	sqm

AREA STATEMENT
Ground Floor
Deduction C

	Shape	Formula	Length		Width		Additional		Unit		Area	Units
C1	Rectangle	LxW	7.700	x	0.570	x	-	x	1	=	4.389	sqm
C2	Rectangle	LxW	4.325	x	2.250	x	-	x	1	=	9.731	sqm
C3	Convex Triangle					x				=	0.801	sqm
C4	Convex Triangle					x				=	4.119	sqm
C5A	Rectangle	LxW	4.400	x	3.025	x	-	x	1	=	13.310	sqm
C5B	Rectangle	LxW	2.205	x	1.630	x	-	x	1	=	3.594	sqm
C5C	Rectangle	LxW	1.645	x	1.455	x	-	x	1	=	2.393	sqm
C6	Rectangle	LxW	2.565	x	6.585	x	-	x	1	=	19.656	sqm
C7	Rectangle	LxW	1.730	x	4.450	x	-	x	1	=	7.699	sqm
C8	Concave Triangle	-	-	x	-	x	-	x	1	=	41.492	sqm
C9	Rectangle	LxW	7.400	x	0.550	x	-	x	1	=	4.070	sqm
C10	Rectangle	LxW	31.725	x	7.850	x	-	x	1	=	249.041	sqm
			Total AREA (C)							=	369.296	sqm

BUILTUP AREA ADDITIONAL (BUA)

	Shape	Formula	Length		Width		Additional		Unit		Area	Units
B1	Concave Triangle	-	-	x	-	x	-	x	1	=	1.302	sqm
B2	Trapezium	(L1+L2)/W/2	1.925	x	4.405	x	9.35	x	1	=	29.593	sqm
B3	Concave Triangle									=	3.888	sqm
B4	Rectangle	LxW	3.560	x	10.060	x	-	x	1	=	35.814	sqm
			Total AREA (BUA)							=	688.933	sqm

BUILTUP AREA PROJECTION (P)

	Shape	Formula	Length		Width		Additional		Unit		Area	Units
1	Concave Triangle	-	-	x	-	x	-	x	1	=	41.492	sqm
2	Rectangle	LxW	7.400	x	0.550	x	-	x	1	=	4.070	sqm
3	Rectangle	LxW	7.850	x	34.580	x	-	x	1	=	271.453	sqm
4	Special Shape	-	-	x	-	x	-	x	1	=	17.496	sqm
5	Rectangle	LxW	17.910	x	4.095	x	-	x	1	=	73.341	sqm
6	Special Shape	-	-	x	-	x	-	x	1	=	20.839	sqm
7	Rectangle	LxW	9.380	x	20.900	x	-	x	1	=	196.042	sqm
			Total AREA (P)							=	624.733	sqm

Ground Floor Area Summary

Proposed FAR AREA (A-C)	=	4423.952	sqm
Proposed NON-FAR BUILT UP AREA STAIRCASE AREA+LIFT LOBBY+ELECTRICAL ROOM (E)	=	1058.229	sqm
Projection BUILT UP (UB)	=	624.733	sqm
USABLE BUILT UP (NUB)	=	3799.219	sqm
TOTAL BUILT UP AREA (UB + NUB)	=	5482.182	sqm

S.T.P.(HQ) Member Secretary B.P.A.C. — S.T.P.(G) Member B.P.A.C. — C.T.P.(HR) Chairman B.P.A.C.
DTP(HQ) — PA. — A.V.P.
DTP(HQ)
A.O.(HQ) Member BPAC
Ram Avtar Bassi JD(HQ)
SANCTIONED TO BE READ WITH THIS OFFICE MEMO NO.: 29230 DATE: 2010.07.25

Note :-

1. BUILDING HAS AUTOMATIC SPRINKLER SYSTEM WHEREVER REQUIRED BY NBC.

2. BUILDING WILL BE DESIGNED (STRUCTURES) AS PER RELEVANT IS CODES FOR EARTH QUAKE RESISTANCE

3. FOR SOIL WASTE- SINGLE STACK SYSTEM WILL BE ADOPTED AS PER APPROVED IN NBC-2016.

4. ALL LIFTS AND COMMON AREA WITH EMERGENCY LIGHTING TO HAVE 100% POWER BACKUP AS PER NBC REQUIREMENT.

5. ALL DIMENSIONS ARE IN MM.

6. THE BUILDING IS FULLY VENTILATED AND CENTRALLY AIR CONDITIONED WITH 100% POWER BACKUP.

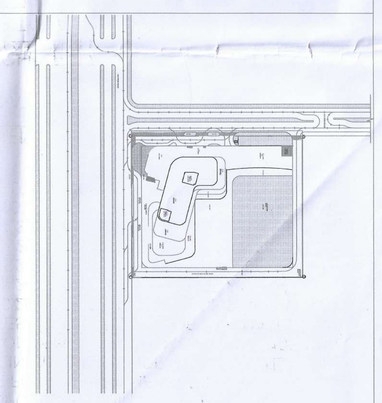

KEYPLAN

PROJECT TITLE :

PROPOSED BUILDING PLAN OF COMMERCIAL SITE FOR AN AREA MEASURING 3.419 ACRES FALLING IN THE RESIDENTIAL PLOTTED COLONY FOR AN AREA MEASURING 197.161 ACRES (LICENCE NO. 54 OF 2014 DATED 20.06.2014, LICENCE NO. 28 OF 2016 DATED 23.12.2016, LICENCE NO. 07 OF 2020 DATED 29.01.2020, LICENCE NO. 104 OF 2021 DATED 10.12.2021 & LICENCE NO. 13 OF 2024 DATED 29.01.2024) IN SECTOR-29, 30, 32 & 33, SOHNA BEING DEVELOPED BY ST. PATRICKS REALTY PVT. LTD.

CLIENT

ST. PATRICKS REALTY PVT. LTD.

ARCHITECT

HABITAT ARCHITECTS
#1777, Maharaj Nagar,
Near P.A.U Gate no.3
LUDHIANA-141001,
PUNJAB

ARCHITECT'S SEAL & SIGNATURE	OWNER'S SEAL & SIGNATURE
ZAFAR CHAUDHARY B. Arch. CA/2006/37311	For St. Patricks Realty Pvt. Ltd. Authorised Signatory

Date:	Scale:	Revision no:
		R0

STATUS:
SUBMISSION DRAWING

DRAWING TITLE :
GROUND FLOOR PLAN

Checked and found ok for Public Health (Internal) Service only subject to correctness in forwarding letter No. 19289 dt 5/9/2024
Executive Engineer (HQ) for Chief Engineer-I HSVP, Panchkula

Drawing No.
SD/AR/A-1/104