DTP (HQ) Member BPAC
STP (HQ) Member Secretary BPAC
CTP Chairman BPAC

SANCTIONED
VIDE MEMO No. 93843 DATED 30-3-26

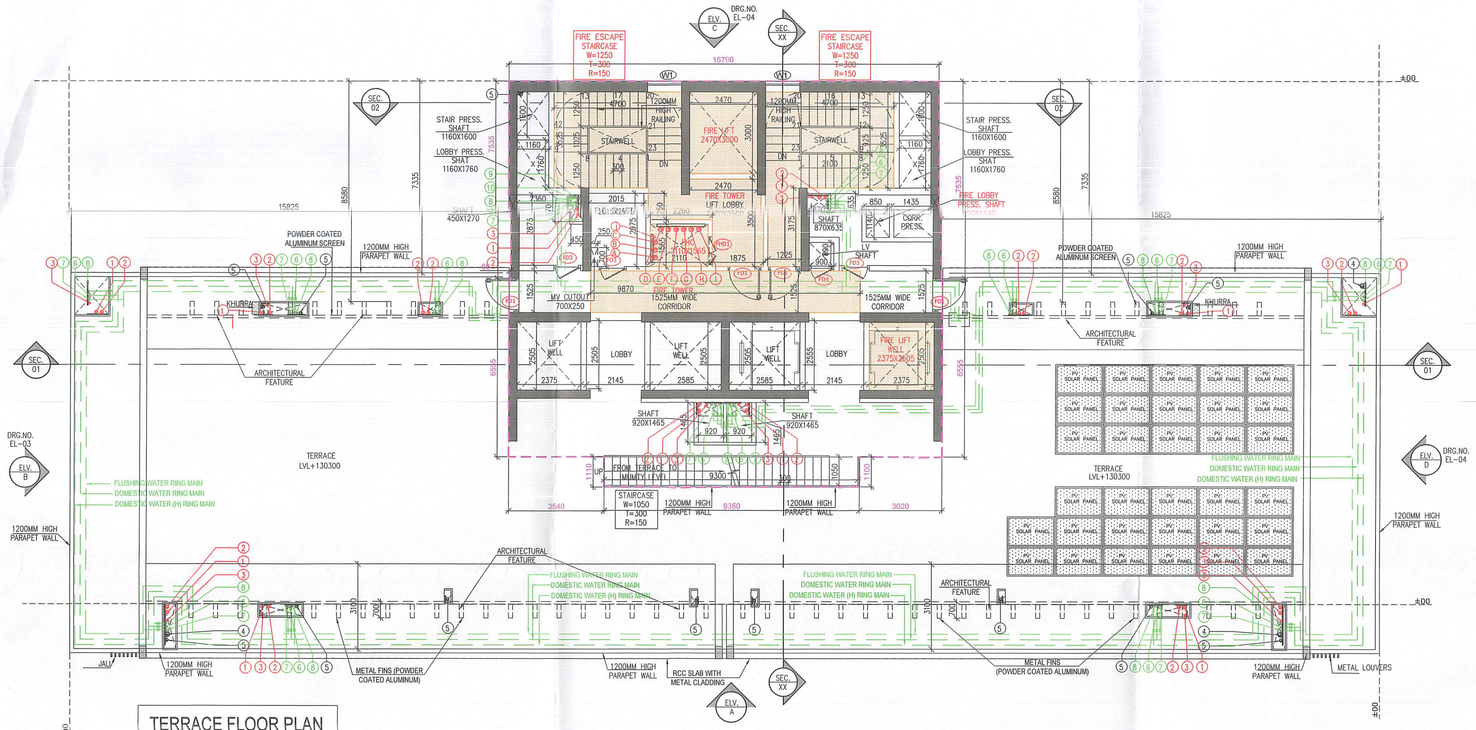

TERRACE FLOOR PLAN
LVL+130300
TOWER -2

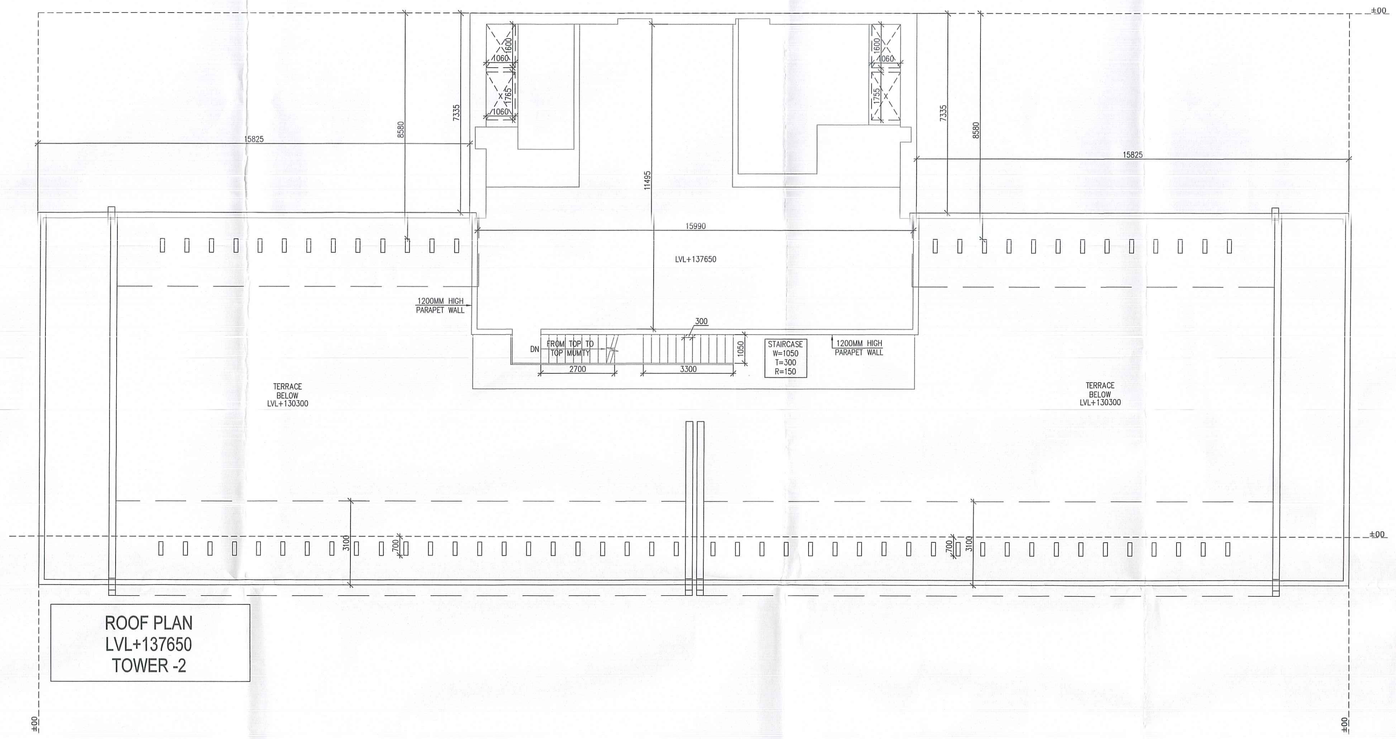

ROOF PLAN
LVL+137650
TOWER -2

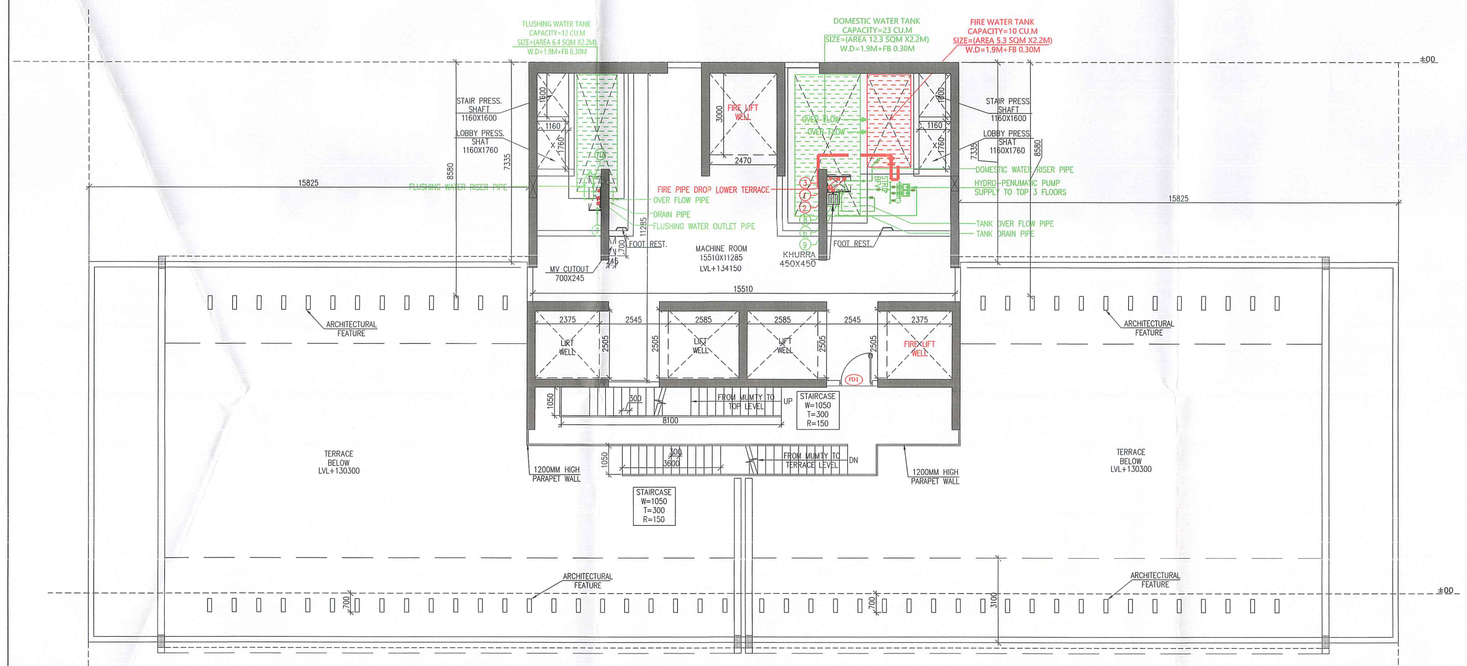

MUMTY PLAN
LVL+134150
TOWER -2

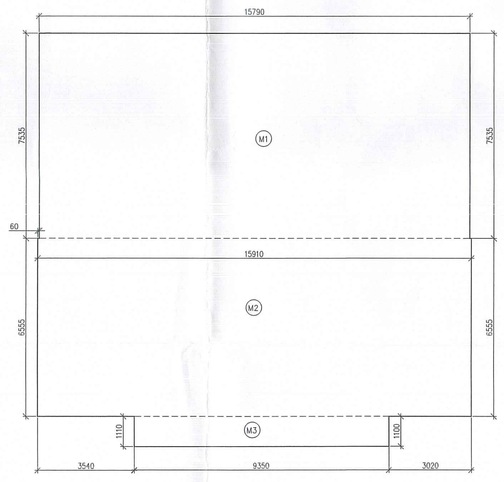

AREA CALCULATION
OF MUMTY MACHINE ROOM

MUMTY MACHINE ROOM AREA - TOWER 2								
GROSS – A								
Sr. No	Nos		Length		Width		Area (SQM)
M1	1	X	15.790	X	7.535	=	118.978
M2	1	X	15.910	X	6.555	=	104.290
M3	1	X	9.350	X	1.100	=	10.285
					TOTAL	=	233.553

1	110Ø SOIL PIPE	
2	110Ø WASTE PIPE	
3	75Ø VENT PIPE	
4	160Ø RAIN WATER PIPE FROM TERRACE	
5	110Ø RAIN WATER PIPE FROM BALCONY	
6	DOMESTIC WATER DOWN TAKE PIPE	
7	FLUSHING WATER DOWN TAKE PIPE	
8	HYDRO-PNEUMATIC DOMESTIC WATER PIPE FOR TOP OF THREE FLOOR	
9	DOMESTIC WATER RISER PIPE	
10	FLUSHING WATER RISER PIPE	

LEGEND :-

SYMBOL	DESCRIPTION
A	150Ø FIRE HYDRANT PIPE FOR LOWER ZONE
B	150Ø FIRE HYDRANT PIPE FOR MIDDLE ZONE
C	150Ø FIRE HYDRANT PIPE FOR UPPER ZONE
C	150Ø FIRE SPRINKLER PIPE FOR LOWER ZONE
D	150Ø FIRE SPRINKLER PIPE STAND BY FOR LOWER ZONE
E	150Ø FIRE SPRINKLER PIPE FOR MIDDLE ZONE
F	150Ø FIRE SPRINKLER PIPE STAND BY FOR MIDDLE ZONE
G	150Ø FIRE SPRINKLER PIPE FOR UPPER ZONE
I	150Ø FIRE SPRINKLER PIPE STAND BY FOR UPPER ZONE
J	80Ø FHC DRAIN PIPE

SUNKEN HATCH
TOILET / KITCHEN 80 MM SUNK
TILE SIZE BALCONY LOCAL DEPRESSION 75 MM UP TO SHAFT
600 MM WIDE SHAFT ACCESS DOOR
SHAFT PLATFORM

PLUMBING CUTOUT NOTES:-	
*	75 x 75 MM CUTOUT FOR WASH BASIN
Ø	100 x 100 MM CUTOUT FOR FLOOR TRAP & FLOOR DRAIN
FT	FLOOR TRAP
FD	FLOOR DRAIN
BD	BALCONY DRAIN

DOOR/ WINDOW SCHEDULE (TOWER-2)						
S. NO.	TAGS	WIDTH	LINTEL	CILL	LOCATION	FIRE RATINGS
DOORS						
2	D	1200	2400	0	Handicap W.C	
	D1	1050	2400	0	M.Bedroom 1&2, Bedroom 1&2	
3	D2	900	2400	0	Lobby/ Study	
4	D3	850	2400	0	KITCHEN	
4	D4	800	2400	0	M.Toilet,Toilet1,S.Toilet, P.Room	
EXTERNAL DOORS						
1	SD	8720	Beam Bottom	0	Living/ Dining	
2	SD1	3050	Beam Bottom	0	Family Lounge	
3	SD2	2700	Beam Bottom	0	Bedroom 2 & 1	
4	SD3	2600	Beam Bottom	0	M.Bedroom 2	
5	SD4	2500	Beam Bottom	0	M.Bedroom 2	
6	SD5	2050	Beam Bottom	0	M.Bedroom 1	
7	SD6	2000	Beam Bottom	0	M.Bedroom 1	
8	SD7	1450	Beam Bottom	0	Study,kitchen	
GLAZINGS						
1	GL1	8720	Beam Bottom	0	Triple Height Lobby-Still	
WINDOWS						
1	V	1200	2600	100	VRV Door	
2	V1	600	2600	100	Shaft	
3	V2	800	2600	1200	S.Toilet,P.Room	
4	V3	600	2600	1200	S.Toilet,M.Toilet,Toilet1, P.Room, Handicap W.C	
5	V4	500	2400	1200	S. Toilet	
6	W	1500	2400	1200	M. Toilet	
7	W1	1250	2100	600	Still Lobby,Staircase	
8	W2	1000	2600	900	Staircase	
9	DW	1250	2600	0/900	Office, S. Room	
FIRE DOORS AND WINDOW						
1	FD	1250	2400	0	Fire Exit	1Hr
2	FD1	1200	2400	0	Entrance Door, Staircase /corridore/Lift Lobby,Machine room,Urali Entry Door	1hr
3	FD2	1200	2400	0	Fire Exit	2hrs
4	FD3	1000	2400	0	Service	2hrs
5	FD4	900	2400	0	S. Room,LV Shaft,Office	
6	FD5	800	2400	0	Staircase/ Corridor	2hrs
7	FHD1	1025	2400	0	FHC Shaft	2hrs

DOOR/ WINDOW SCHEDULE (TOWER-1)						
S. NO.	TAGS	WIDTH	LINTEL	CILL	LOCATION	FIRE RATINGS
FIRE DOORS AND WINDOW						
1	BFD1	1200	2400	0	Fire staircase,staircase, Lift Lobby.	2hrs
2	BFD2	1000	2400	0	Service Shaft	2hrs
3	BFD3	900	2400	0	Shaft	2hrs
4	BFHD1	1000	2400	0	FHC Shaft	2hrs

Note :-

1. BUILDING HAS AUTOMATIC SPRINKLER SYSTEM WHEREVER REQUIRED BY NBC.
2. BUILDING WILL BE DESIGNED (STRUCTURES) AS PER RELEVENT IS CODES FOR EARTH QUAKE RESISTANCE.
3. ALL BUILDING 100% POWER BACKUP.

PROJECT:

PROPOSED BUILDING PLAN OF G.H. SITE NO.24 IN SECTOR-53 GURUGRAM OF AREA MEASURING 7.413 ACRES BEING DEVELOPED BY M/S GODREJ PROPERTIES LTD.

GG ASSOCIATES
134, First floor, Vipul Business Park. Sohna Road, Sector-48,Gurugram-122018(Hr.)
(PH-9560794794,9871004573)

OWNER'S SEAL & SIGNATURE

For Godrej Properties Ltd.
Authorised Signatory

ARCHITECT'S SEAL & SIGNATURE

A. K. Ravinder Kumar 9871004573 CA/2001/42/0001

FSO, BPAC Member BPAC

FEB-2026 | Scale : 1:.100

Drawing Title: TERRACE FLOOR PLAN & MUMTY MACHINE ROOM AND AREA DIAGRAM MUMTY MACHINE ROOM

Checked and found ok for Public Health (Internal) Service only subject to Conditions in forwarding letter No. 64225 11/2/26
Superintending Engineer (HQ) for Chief Engineer-I

Drawing No:- T2-04