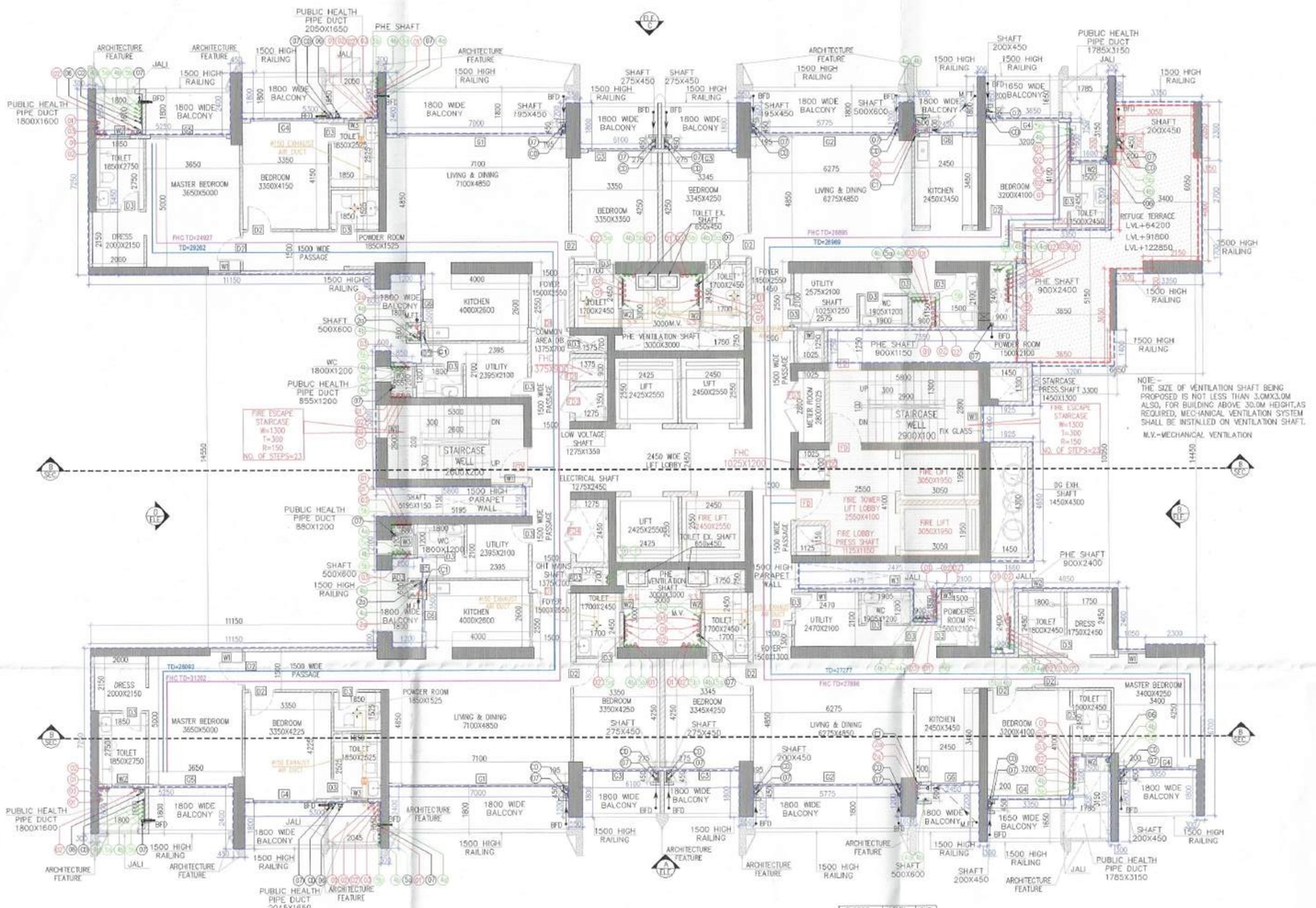

TYPICAL(17TH,25TH & 34TH) REFUGE FLOOR PLAN
TOWER-2

FLOORS	LEVEL	UNIT
17TH FLOOR	+54200	24
25TH FLOOR	+93800	24
34TH FLOOR	+122000	24
TOTAL		72

FLOORS	LEVEL	UNIT
2ND FLOOR	+12450	04
3RD FLOOR	+15900	04
4TH FLOOR	+19350	04
5TH FLOOR	+22800	04
6TH FLOOR	+26250	04
7TH FLOOR	+29700	04
8TH FLOOR	+33150	04
9TH FLOOR	+36600	04
10TH FLOOR	+40050	04
11TH FLOOR	+43500	04
12TH FLOOR	+46950	04
13TH FLOOR	+50400	04
14TH FLOOR	+53850	04
15TH FLOOR	+57300	04
16TH FLOOR	+60750	04
18TH FLOOR	+67650	04
19TH FLOOR	+71100	04
20TH FLOOR	+74550	04
21ST FLOOR	+78000	04
22ND FLOOR	+81450	04
23RD FLOOR	+84900	04
24TH FLOOR	+88350	04
26TH FLOOR	+95250	04
27TH FLOOR	+98700	04
28TH FLOOR	+102150	04
29TH FLOOR	+105600	08
30TH FLOOR	+109050	08
31ST FLOOR	+112500	04
32ND FLOOR	+115950	04
33RD FLOOR	+119400	04
35TH FLOOR	+126300	04
36TH FLOOR	+129750	04
37TH FLOOR	+133200	04
TOTAL		132

PLUMBING LEGEND:-

(01)	100ø Soil Pipe (SP)
(02)	100ø Waste Pipe (WP)
(03)	75ø Vent Pipe (VP)
(4a)	Domestic Water Supply Drop From Tank To Toilet / Kitchen For Top Five Floor (33th To 37th)
(4b)	Domestic Water Supply Drop From Tank To Toilet / Kitchen For First To 32nd Floor.
(5a)	Recycled Water Supply Drop From Tank To Toilet For Top Five Floor (33th To 37th)
(5b)	Recycled Water Supply Drop From Tank To Toilet For First To 32nd Floor.
(D)	Domestic Water Supply Riser Pipe Fill To O.H.T.
(R)	Recycled Water Supply Riser Pipe Fill To O.H.T.
(2a)	100ø Waste Pipe (For Use Kitchen Waste)
(06)	150ø Terrace Rain Water Pipe
(01)	100ø Soil Pipe upto Third Floor (SP)
(02)	100ø Waste Pipe upto Third Floor (WP)
(07)	100ø Balcony Rain Water Pipe
S.S	Service Slab
M.FT	Multi Floor Trap
FD	Floor Drain
COP	Clean Out Plug
	Soil Pipe
C1	
08M.FT	Cutout Size: 200x200 mm (For Use Soil/Waste & Rain Water Drainage)
FD	Cutout Size: 150x150 mm (For Use WC & Floor P'Trap)
	Cutout Size: 100x100 mm (For Use Floor Drain)

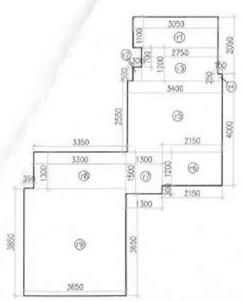

TYPICAL(17TH,25TH & 34TH) REFUGE AREA DIAGRAM
TOWER-2

TYPICAL REFUGE FLOOR AREA CALCULATION

GROSS - A									
r1	=	1	X	3.050	X	1.100	=	3.355	SQM
r2	=	1	X	0.300	X	0.900	=	0.180	SQM
r3	=	1	X	2.750	X	1.200	=	3.300	SQM
r4	=	1	X	0.150	X	0.250	=	0.038	SQM
r5	=	1	X	3.400	X	2.550	=	8.670	SQM
r6	=	1	X	2.150	X	1.200	=	2.580	SQM
r7	=	1	X	1.900	X	1.800	=	1.980	SQM
r8	=	1	X	3.300	X	1.300	=	4.290	SQM
r9	=	1	X	3.850	X	3.650	=	14.053	SQM
						TOTAL	=	38.385	SQM

TOTAL REFUGE AREA	=	GROSS - A	
	=	38.385	
	=	38.385	
GROSS AREA OF TYPICAL FLOOR (REFUGE)	=	756.226	SQM
GROSS AREA OF TYPICAL FLOOR	=	727.466	SQM
TOTAL	=	1483.701	SQM

TOTAL NO. OF OCCUPANTS	=	GROSS AREA	/	OCCUPANT FACTOR				
	=	1483.701	/	12.5	=	118	PERSONS	
REFUGE AREA REQUIRED	=	3.3 SQM PER PERSON	*	0.9 SQM ACCOMMODATE		ADDITIONAL SPACE TO WHEEL CHAIR SPACE		
	=	0.3	*	118	=	35.4		
	=			35.400		+	0.9	
	=	36.300	SQM					
PROPOSED REFUGE AREA	=	38.385	SQM					

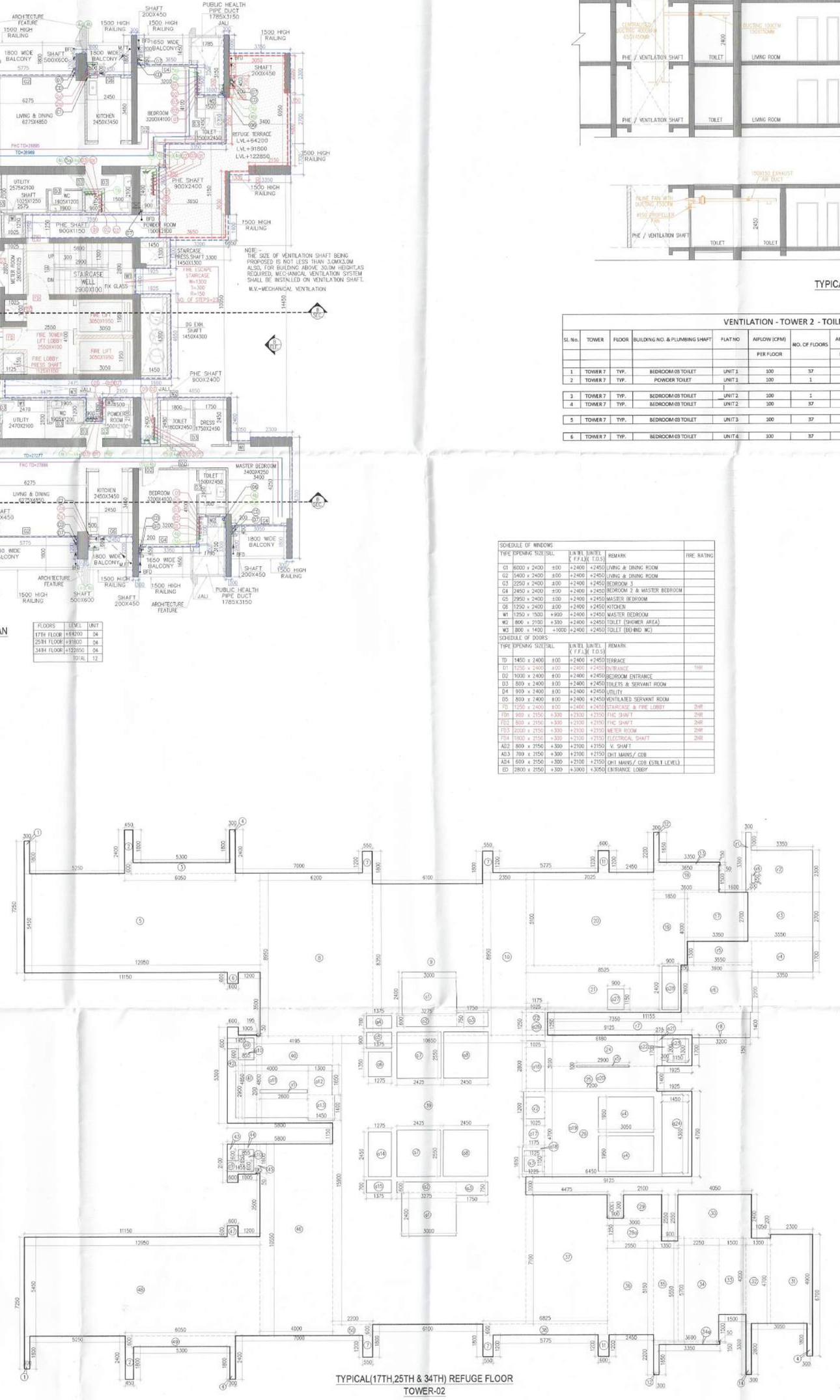

TYPICAL(17TH,25TH & 34TH) REFUGE FLOOR
TOWER-02

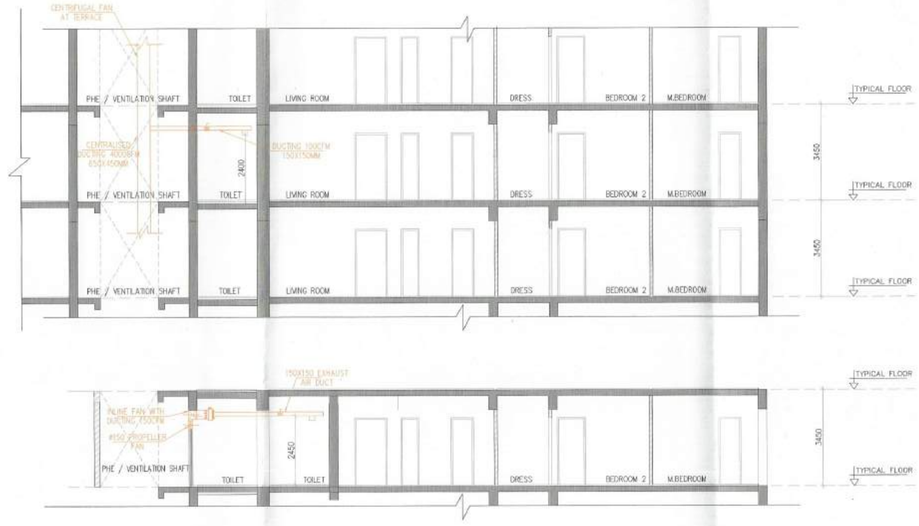

TYPICAL SECTION

VENTILATION - TOWER 2 - TOILET/PLUMBING SHAFT									
Sl. No.	TOWER	FLOOR	BUILDING NO. & PLUMBING SHAFT	FLAT NO	AIRFLOW (CFM)	NO. OF FLOORS	AIRFLOW (CFM)	AIRFLOW (CFM)	Type of Ventilation System
					PER FLOOR		MAXIMUM	DESIGN	SELECTED
1	TOWER 7	TYP.	BEDROOM 03 TOILET	UNIT 1	100	37	3,700	3,700	4,000	DUCTED EXHAUST, FAN AT THE TERRACE
2	TOWER 7	TYP.	POWDER TOILET	UNIT 1	100	1	100	100	150	INLINE FAN AT TOILET CEILING
3	TOWER 7	TYP.	BEDROOM 03 TOILET	UNIT 2	100	1	100	100	150	INLINE FAN AT TOILET CEILING
4	TOWER 7	TYP.	BEDROOM 03 TOILET	UNIT 2	100	37	3,700	3,700	4,000	DUCTED EXHAUST, FAN AT THE TERRACE
5	TOWER 7	TYP.	BEDROOM 03 TOILET	UNIT 3	100	37	3,700	3,700	4,000	DUCTED EXHAUST, FAN AT THE TERRACE
6	TOWER 7	TYP.	BEDROOM 03 TOILET	UNIT 4	100	37	3,700	3,700	4,000	DUCTED EXHAUST, FAN AT THE TERRACE

| SCHEDULE OF WINDOWS | | | | | | | | |