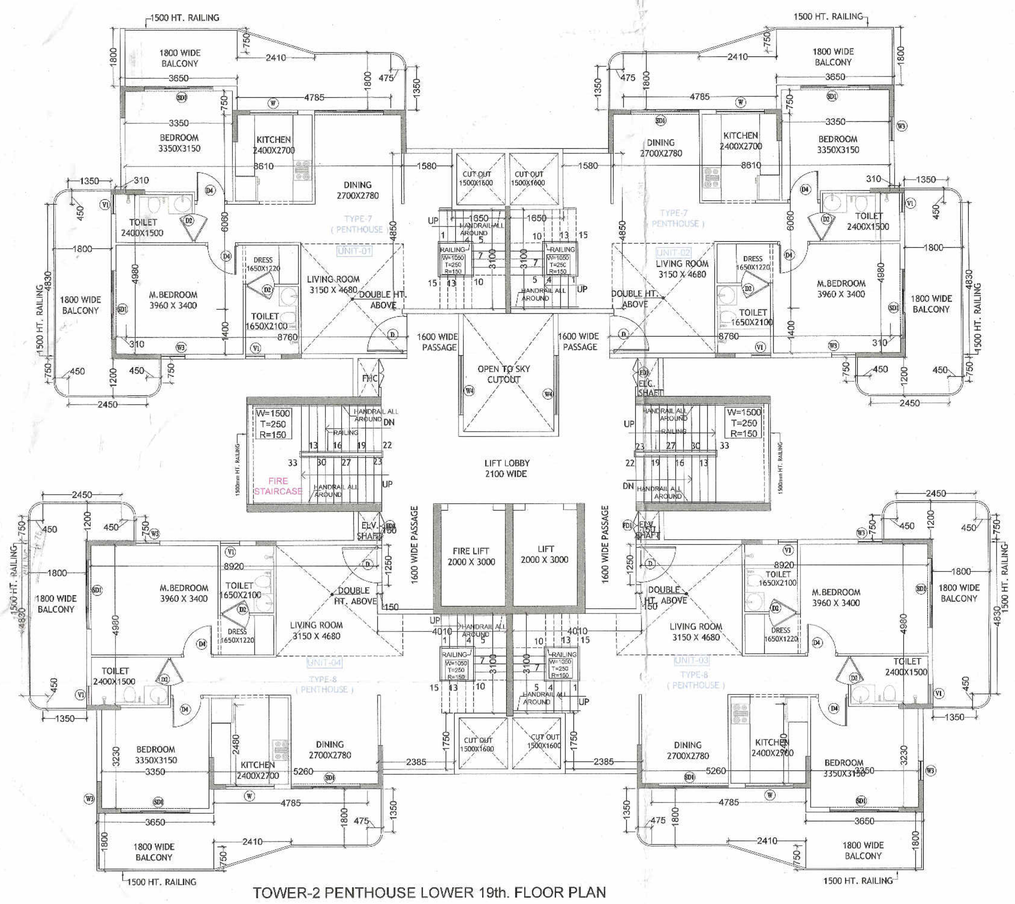

TOWER-2 PENTHOUSE LOWER 19th. FLOOR PLAN

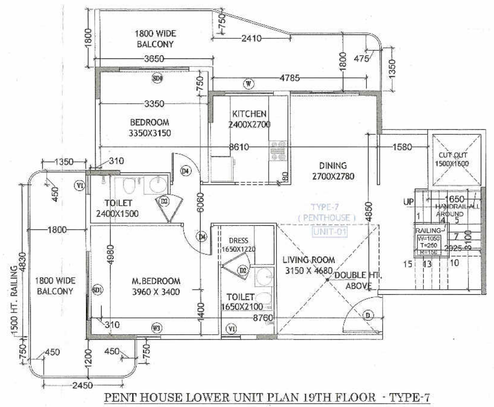

PENT HOUSE LOWER UNIT PLAN 19TH FLOOR - TYPE-7

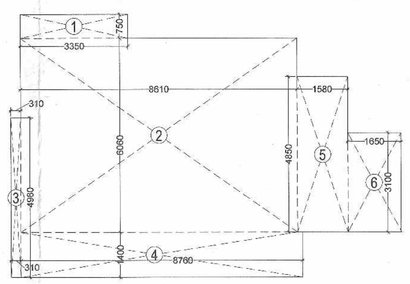

UNIT CARPET AREA - DIAGRAM
UNIT CARPET AREA - 81.27 SQM.

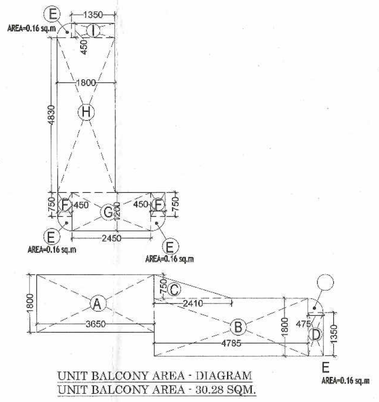

UNIT BALCONY AREA - DIAGRAM
UNIT BALCONY AREA - 30.28 SQM.

TOWER-02_TYPE - 7 (PENTHOUSE LOWER 3 BHK) 19th. FLOOR AREA CALCULATION UNIT -01 & 02 CARPET AREA					
ADDITION					
RECT.	NO.	LENGTH	BREADTH	AREA	TOTAL UNITS
1	1	3.350	0.750	2.51	
2	1	8.610	6.060	52.18	
3	1	0.310	4.980	1.54	
4	1	8.760	1.400	12.26	
5	1	1.580	4.850	7.66	
6	1	1.650	3.100	5.12	
TOTAL				81.27	
TOTAL CARPET AREA				81.27	2

AREA CALCULATION TOWER-02 UNIT- 01 & 02 BALCONY AREA					
ADDITION					
RECT.	NO.	LENGTH	BREADTH	AREA	
A	1	3.650	1.800	6.57	
B	1	4.785	1.800	8.61	
C	0.5	2.410	0.750	0.90	
D	1	0.475	1.350	0.64	
E	4	AS PER P LINE		0.64	
F	2	0.450	0.750	0.68	
G	1	2.450	1.200	2.94	
H	1	1.800	4.830	8.69	
I	1	1.350	0.450	0.61	
TOTAL				30.28	
TOTAL BALCONY AREA				30.28	

TOWER-2 PENTHOUSE LOWER 19th. FLOOR PLAN

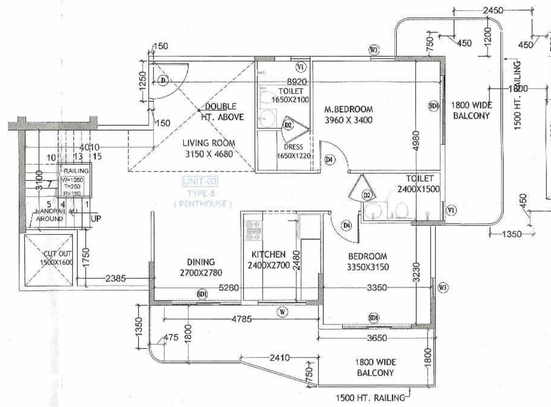

PENT HOUSE LOWER UNIT PLAN 19TH FLOOR - TYPE-8

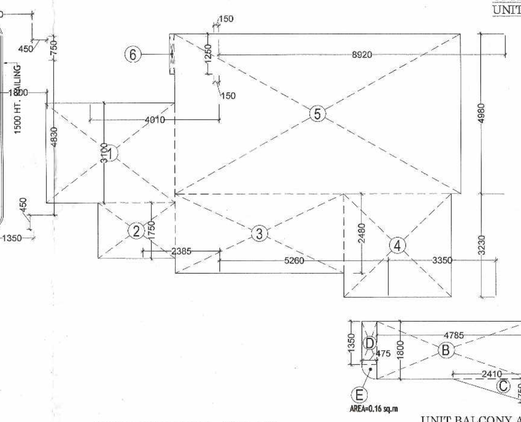

UNIT CARPET AREA - DIAGRAM
UNIT CARPET AREA - 85.08 SQM.

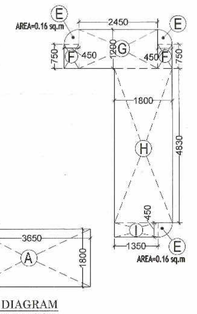

UNIT BALCONY AREA - DIAGRAM
UNIT BALCONY AREA - 30.28 SQM.

TOWER-02_TYPE - 8 (PENTHOUSE LOWER 3 BHK) 19th. FLOOR AREA CALCULATION UNIT -03 & 04 CARPET AREA					
ADDITION					
RECT.	NO.	LENGTH	BREADTH	AREA	TOTAL UNITS
1	1	4.010	3.100	12.43	
2	1	2.385	1.750	4.17	
3	1	5.260	2.680	13.04	
4	1	3.350	3.230	10.82	
5	1	8.920	4.980	44.42	
6	1	0.150	3.250	0.19	
TOTAL				85.08	
TOTAL CARPET AREA				85.08	2

AREA CALCULATION TOWER-02 UNIT- 03 & 04 BALCONY AREA					
ADDITION					
RECT.	NO.	LENGTH	BREADTH	AREA	
A	1	3.650	1.800	6.57	
B	1	4.785	1.800	8.61	
C	0.5	2.410	0.750	0.90	
D	1	0.475	1.350	0.64	
E	4	AS PER P LINE		0.64	
F	2	0.450	0.750	0.68	
G	1	2.450	1.200	2.94	
H	1	1.800	4.830	8.69	
I	1	1.350	0.450	0.61	
TOTAL				30.28	
TOTAL BALCONY AREA				30.28	

PENT HOUSE LOWER UNITS
TYPE-7 & TYPE -8

TYPE -7
CARPET AREA - 81.27 SQM.
BALCONY AREA - 30.28 SQM.
TYPE -8
CARPET AREA - 85.08 SQM.
BALCONY AREA - 30.28 SQM.

TOWER DETAIL :-
TOWER NO.- 02 TYPE-7 & 7A = 2 NOS. X 1 FLOORS = 2 NOS.
TOWER NO.- 02 TYPE-8 & 8A = 2 NOS. X 1 FLOORS = 2 NOS.
TOTAL UNITS = 4 NOS.

S.T.P.(HQ) Member Secretary BPAC
S.T.P.(G) Member BPAC
C.T.P.(HR) Chairman BPAC
JD.
A.T.P.
FSO, (HQ) Member BPAC
JD(HQ)
SANCTIONED TO BE READ WITH THIS OFFICE MEMO NO.:
DATED :

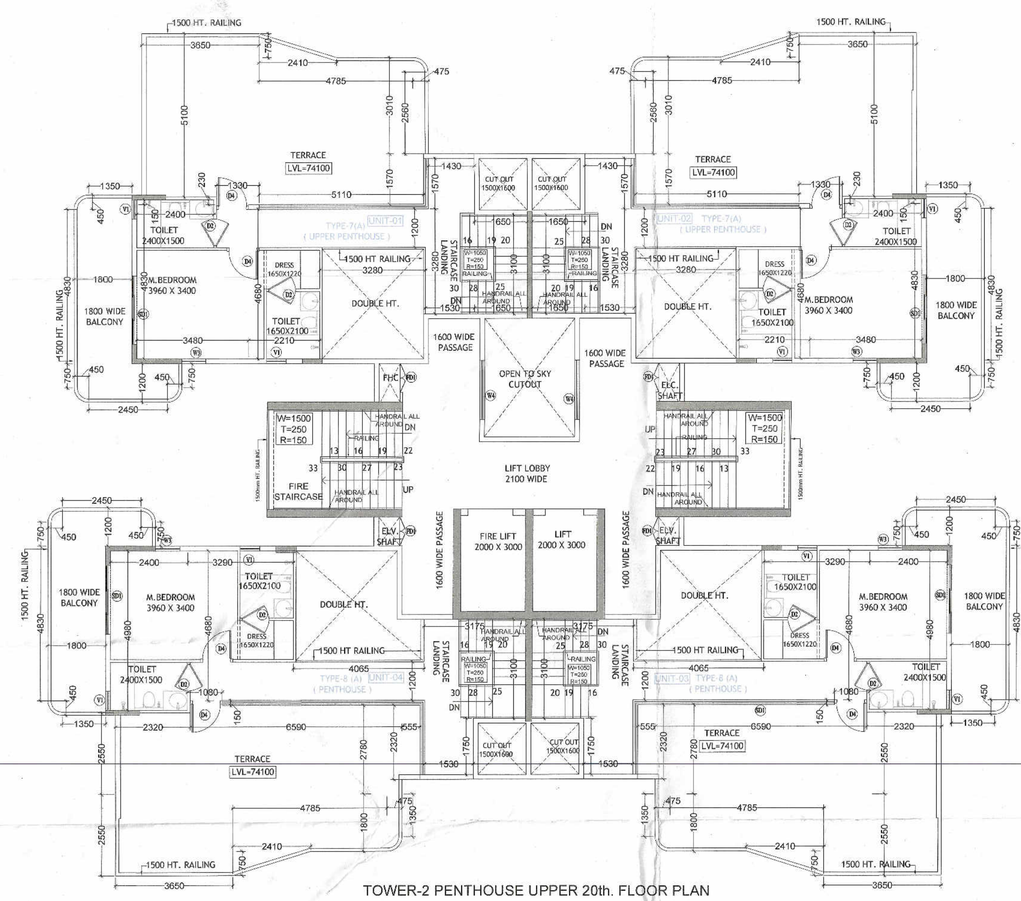

TOWER-2 PENTHOUSE UPPER 20th. FLOOR PLAN

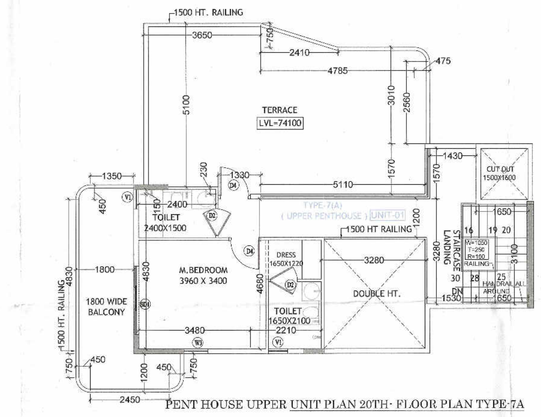

PENT HOUSE UPPER UNIT PLAN 20TH- FLOOR PLAN TYPE-7A

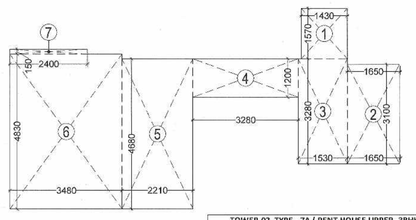

UNIT CARPET AREA - DIAGRAM
UNIT CARPET AREA - 43.75 SQM.

TOWER-02_TYPE - 7A (PENT HOUSE UPPER -3BHK) 20TH FLOOR AREA CALCULATION UNIT -01 & 02 CARPET AREA					
ADDITION					
RECT.	NO.	LENGTH	BREADTH	AREA	TOTAL UNITS
1	1	1.430	1.570	2.25	
2	1	1.625	3.100	5.04	
3	1	1.530	3.280	5.02	
4	1	3.280	1.200	3.94	
5	1	2.210	4.680	10.34	
6	1	3.480	4.830	16.81	
7	1	2.400	0.150	0.36	
TOTAL				43.75	
TOTAL CARPET AREA				43.75	1

AREA CALCULATION TOWER-02 UNIT- 01 & 02 TERRACE AREA					
ADDITION					
RECT.	NO.	LENGTH	BREADTH	AREA	
A	1	3.650	5.100	18.62	
B	1	4.785	3.010	14.40	
C	0.5	2.410	0.750	0.90	
D	1	0.475	1.350	1.22	
E	4	AS PER P LINE		0.64	
F	1	5.110	1.570	8.02	
G	1	1.330	0.230	0.31	
H	1	1.350	0.450	0.61	
I	1	1.800	4.830	8.69	
J	1	2.450	1.200	2.94	
K	2	0.450	0.750	0.68	
TOTAL				57.02	
TOTAL TERRACE AREA				57.02	

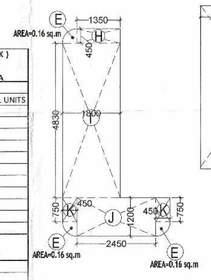

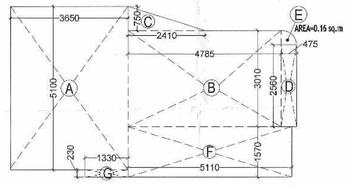

UNIT TERRACE AREA - DIAGRAM
UNIT TERRACE AREA - 57.02 SQM.

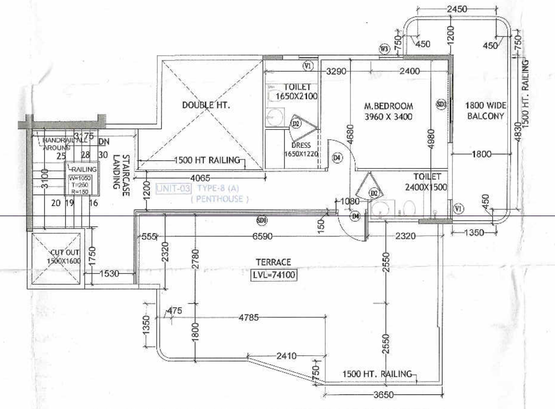

PENT HOUSE UPPER UNIT PLAN 20TH- FLOOR PLAN TYPE-8A

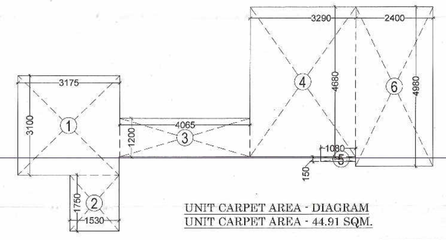

UNIT CARPET AREA - DIAGRAM
UNIT CARPET AREA - 44.91 SQM.

PENT HOUSE UPPER UNITS
TYPE-7A & TYPE -8A

TYPE -7A
CARPET AREA - 43.75 SQM.
TERRACE AREA - 57.02 SQM.
TYPE -8A
CARPET AREA - 44.91 SQM.
TERRACE AREA - 58.55 SQM.

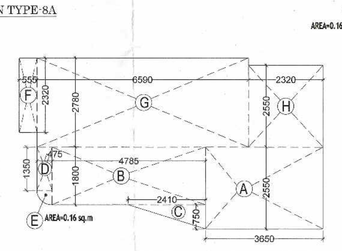

UNIT TERRACE AREA - DIAGRAM
UNIT TERRACE AREA - 58.55 SQM.

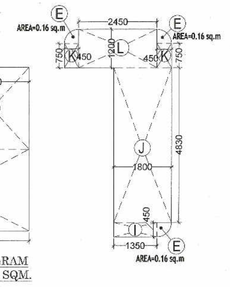

TOWER-02_TYPE - 8A (PENT HOUSE UPPER -3BHK) 20TH FLOOR AREA CALCULATION UNIT -03 & 04 CARPET AREA					
ADDITION					
RECT.	NO.	LENGTH	BREADTH	AREA	TOTAL UNITS
1	1	3.175	3.100	9.84	
2	1	1.530	1.750	2.68	
3	1	4.065	1.200	4.88	
4	1	3.290	4.680	15.40	
5	1	1.080	0.150	0.16	
6	1	2.400	4.980	11.95	
TOTAL				44.91	
TOTAL CARPET AREA				44.91	

AREA CALCULATION TOWER-02 UNIT- 03 & 04 TERRACE AREA					
ADDITION					
RECT.	NO.	LENGTH	BREADTH	AREA	
A	1	3.650	2.550	9.31	
B	1	4.785	1.800	8.61	
C	0.5	2.410	0.750	0.90	
D	1	0.475	1.350	0.64	
E	4	AS PER P LINE		0.64	
F	1	0.555	2.320	1.29	
G	1	6.590	2.780	18.32	
H	1	2.320	2.550	5.92	
I	1	1.350	0.450	0.61	
J	1	1.800	4.830	8.69	
K	2	0.450	0.750	0.68	
L	1	2.450	1.200	2.94	
TOTAL				58.55	
TOTAL TERRACE AREA				58.55	

NOTE :- BUILDING STRUCTURE

1. Mivan Shuttering Structure
2. All External Wall Non Load Bearing Structure R.C.C Wall 150 mm th.
3. All Internal Wall Non Load Bearing Structure R.C.C Wall 80 mm th.
4. All External and Internal Load Bearing Shear R.C.C Column / Wall 200 mm th.

N O T E S

1. Dimensions are not to be scaled.
2. All dimensions are in mm.
3. All windows and ventilators are openable.
4. Lift CUT OUT are mechanically Pressurized.
5. Fire services install as per NBC.
6. 100% power backup for emergency services.

CLIENT:-
ROF INFRATECH AND HOUSING PVT LTD.

PROJECT TITLE
TOWER-2 UNITS CARPET AREA & BALCONY AREA CALCULATION

Owner's Sign&Stamp: For ROF Infratech and Housing Pvt Ltd. Authorised Signatory

Architect's Sign&Stamp: VIMAL BAJAJ Architect CA/96/19791 938, Sector-14, Gurgaon

Checked and found ok for Public Health (Internal) Service only subject to comments in forwarding letter No. 5/2/26

Superintending Engineer, for Chief Engineer

Project Title
PROPOSED BUILDING PLAN OF GROUP HOUSING COLONY (UNDER RETIREMENT HOUSING POLICY DATED 17.08.2021) AREA MEASURING 2.08125 ACRES (LICENSE NO 129 OF 2024 DATED 24/10/2024)
IN SECTOR -36 SOHNA
BEING DEVELOPED BY ROF INFRATECH AND HOUSING PVT.LTD

Drawing Title: TOWER-2 CATEGORY TYPE -07 & 07A , 08 & 08A (PENTHOUSE 19th. & 20th. FLOOR (LOWER & UPPER) CARPET AREA & BALCONY AREA CALCULATION

Scale :	1: 200	Project No :	Rev :
		Drawing Code :	Drawing No : SUB-14 (A)
Drawn By :			
Checked By :	ASHOK		
Sheet Size :	A0:841x1189mm	Drawing Status : Submission Drawing	