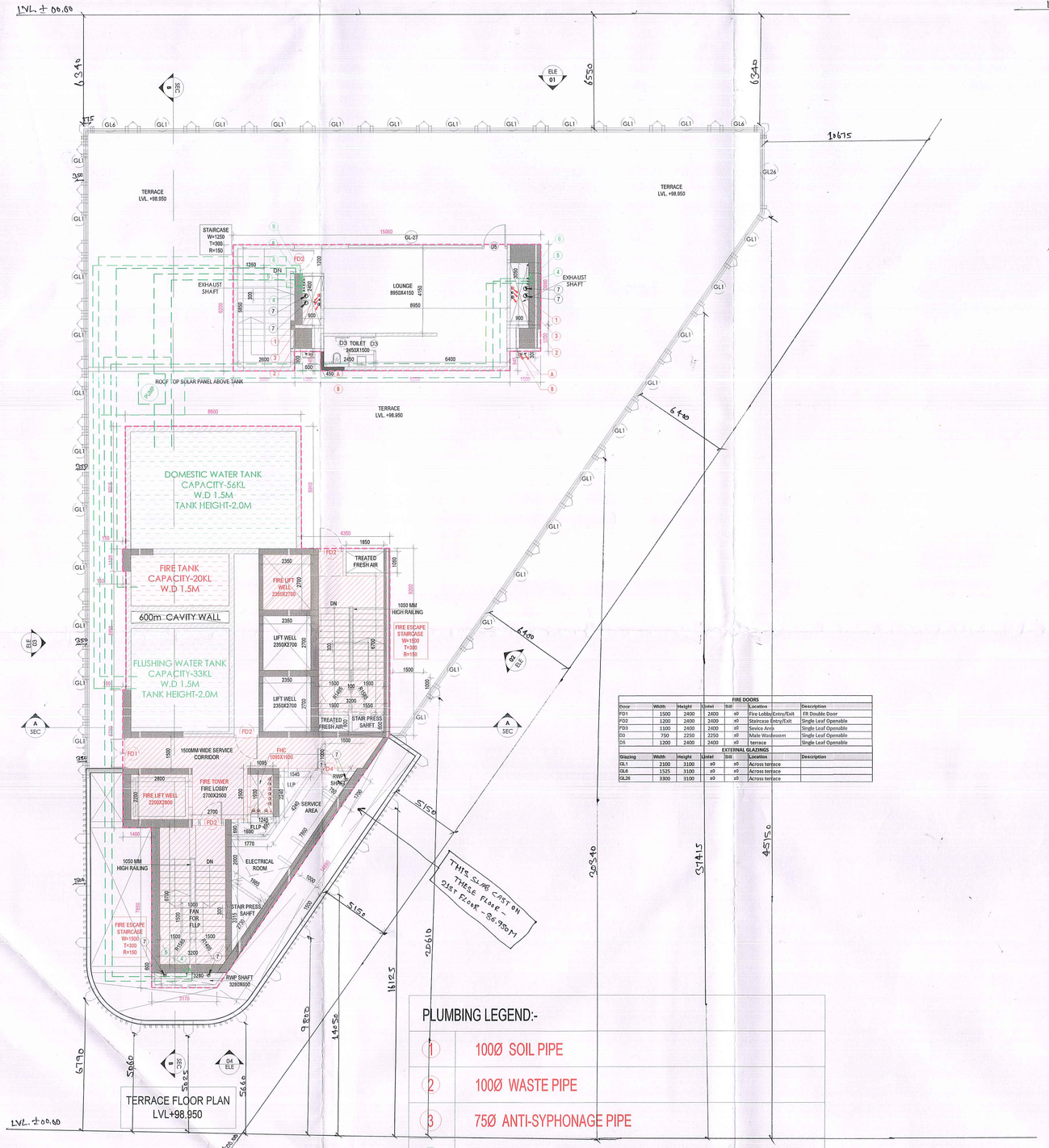

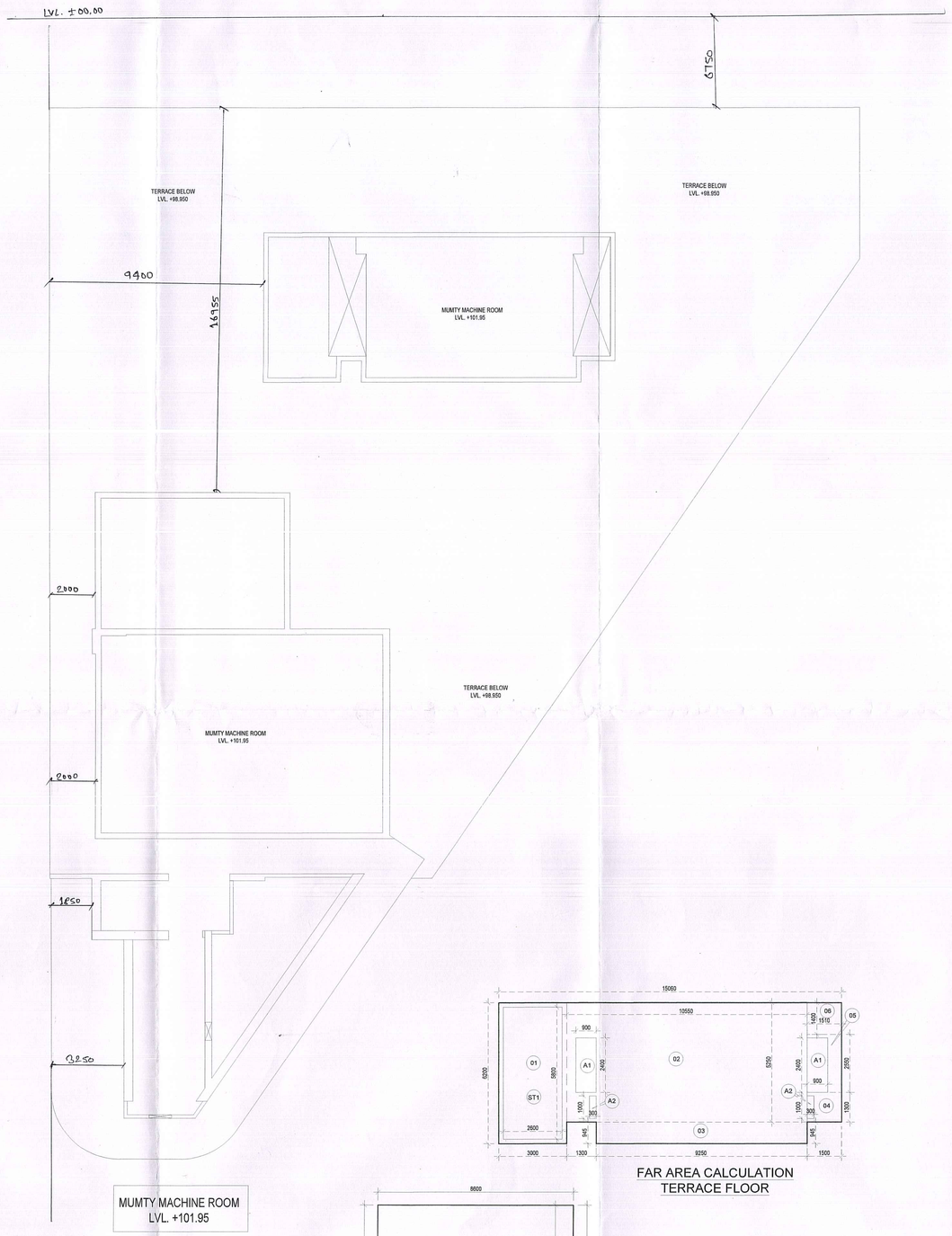

FIRE DOORS							
Door	Width	Height	Frame	Sill	Location		Description
FD1	1900	2800	2400	nil	Fire Lobby Entry/Exit		FR Double Door
FD2	1200	2400	2400	nil	Staircase Entry/Exit		Single Leaf Openable
FD3	1100	2400	2400	nil	Recess Area		Single Leaf Openable
D4	750	2250	2250	nil	Store Washroom		Single Leaf Openable
D5	1300	2400	2400	nil	Store		Single Leaf Openable
EXTERNAL GLAZING							
Grazing	Width	Height	Lintel	Sill	Location		Description
GL1	2100	3100	nil	nil	Across terace		
GL2	1525	3100	nil	nil	Across terace		
GL2A	3300	3100	nil	nil	Across terace		

PLUMBING LEGEND:-	
1	100Ø SOIL PIPE
2	100Ø WASTE PIPE
3	75Ø ANTI-SYPHONAGE PIPE
4	DOMESTIC WATER SUPPLY PIPE DOWN-TAKE TOP 4 FLOOR
5	DOMESTIC WATER SUPPLY PIPE DOWN-TAKE
6	FLUSHING WATER SUPPLY PIPE DOWN-TAKE
7	150Ø RAIN WATER PIPE
8	DOMESTIC WATER SUPPLY RISER
9	FLUSHING WATER SUPPLY RISER
10	150Ø RAIN WATER PIPE FOR BALCONY
COP	CLEAN OUT PLUG
FT	FLOOR TRAP WITH (150Ø SLEEVE OR 150X150MM CUTOUT)
FD	FLOOR DRAIN WITH (125Ø SLEEVE OR 125X125MM CUTOUT)
WC	WC DROP WITH (150Ø SLEEVE OR 150X150MM CUTOUT)

S.No.	FIRE FIGHTING LEGEND:-
A	150Ø M.S FIRE HYDRANT RISER
B	80Ø M.S DRAIN PIPE
C	150Ø M.S SPRINKLER RISER
Ca	150Ø M.S SPRINKLER RISER
FHC	FIRE HOSE CABINET

FAR AREA CALCULATION
TERRACE FLOOR

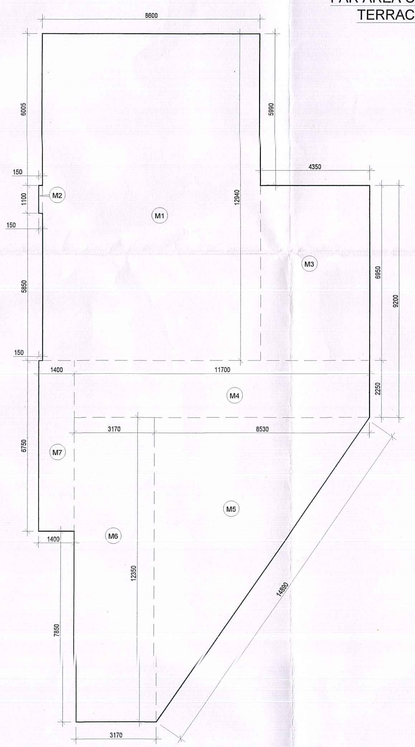

MUMTY
AREA CALCULATION

FAR AREA CALCULATION OF TERRACE FLOOR							
(ALL Distances are in meter & area in Sqm.)							
ADDITIONS (A)							
ITEM	NO.S	WIDTH		LENGTH			AREA (SQ.MT.)
1	1	3.000	X	6.200	X	=	18.600
2	1	10.550	X	5.250	X	=	55.388
3	1	9.250	X	0.945	X	=	8.741
4	1	1.500	X	1.300	X	=	1.950
5	1	1.510	X	2.550	X	=	3.853
6	1	1.510	X	1.400	X	=	2.114
TOTAL (A)							**90.643**
DEDUCTION (B)							
ITEM	NO.S	WIDTH		LENGTH			AREA (SQ.MT.)
A1	2	0.900	X	2.400	X	=	4.320
A2	2	0.800	X	1.000	X	=	0.600
TOTAL (B) =							**4.920**
NON FAR AREA (STAIRCASE) (C)							
ITEM	NO.S	WIDTH		LENGTH			AREA (SQ.MT.)
ST1	1	2.600	X	5.800	X	=	15.080
TOTAL (C) =							**15.080**
TOTAL FAR AREA CALCULATION TERRACE FLOOR							
TOTAL =	90.643	-	4.920	-	15.080		
=			70.643			SQMT	
TERRACE FLOOR TOTAL BUILTUP AREA = (TOTAL FAR AREA) + (NON FAR AREA)							
=	70.643	+	15.080				
=			85.723		SQMT.		

AREA CALCULATION OF MUMTY MACHINE ROOM							
(ALL Distances are in meter & area in Sqm.)							
ADDITIONS (A)							
ITEM	NO.S	WIDTH		LENGTH			AREA (SQ.MT.)
M1	1	8.600	X	12.940	X	=	111.284
M2	1	0.150	X	1.100	X	=	0.165
M3	1	4.350	X	6.950	X	=	30.233
M4	1	11.700	X	2.250	X	=	26.325
M5	0.5	8.530	X	12.350	X	=	52.673
M6	1	3.170	X	12.350	X	=	39.150
M7	1	1.400	X	6.750	X	=	9.450
TOTAL (A)							**269.279**

SANCTIONED
Vide Memo No.....Dated.....

Note :-

ALL FLOOR MECHANICAL VENTILATED
LIGHTED & 100% POWER BACKUP.
AIR CONDITIONING SYSTEM IS BEING PROVIDED
DG POWER BACKUP IS BEING PROVIDED.
TOILET ARE MECHANICAL VENTILATED.
ALL LIFTS SHALL HAVE POWER BACK-UP.
ALL ELECTRICAL INSTALLATION SHALL BE AS PER PROVISION OF RELEVANT CODE.
FIRE/FIGHTING/SAFETY PROVISIONS WILL BE AS PER RELEVANT CODE PROVISIONS.
BASEMENT AREA SHALL HAVE MECHANICALLY VENTILATED AS PER RELEVANT CODE.
ALL TOILETS ARE VENTILATED AS PER HARYANA BUILDING CODE 2017.
BUILDINGS HAS AUTOMATIC SPRINKLER SYSTEM WHEREVER REQUIRED BY RELEVANT CODE. BUILDING WILL BE DESIGNED (STRUCTURES) AS PER RELEVANT I.S.CODES FOR EARTHQUAKE RESISTANCE.
SOLAR PANELS OF REQUIRED CAPACITY SHALL BE PROVIDED AS PER HARE DA/ZONING NORMS.
ALL HANDICAP RAMPS WITH RAILING.
ALL FIRE FIGHTING INSTALLATIONS SHALL BE AS PER PROVISION OF RELEVANT CODE.
THE RAINWATER HARVESTING SYSTEM SHALL BE PROVIDED AS PER CENTRAL GROUND WATER AUTHORITY NORMS.

PROJECT:

PROPOSED BUILDING PLAN OF COMMERCIAL COMPLEX SITE AREA 1.196 ACRES (4843.03 SQM) IN SECTOR 28, GURUGRAM

OWNER'S

Checked and found ok for Public Health (Internal) Services only subject to comments in in forwarding letter No. ..... Div. .....

ACQUISITIVE INFRADEVELOPERS PVT. LTD.
WITH LODHA DEVELOPERS LIMITED.

Superintending Engineer (HQ)
for Chief Engineer-I
HSVP, Panchkula

OWNER'S SEAL & SIGNATURE

For ACQUISITIVE INFRADEVELOPERS PVT. LTD.
Authorised Signatory

ARCHITECT'S SEAL & SIGNATURE

ADTP (HQ)
Member
BPAC

FSP (HQ)
Member
BPAC

MAY - 2026 | Scale : 1:100

Drawing Title: -

TOWER 01
TERRACE FLOOR PLAN,
MUMTY MACHINE ROOM
& MUMTY AREA CALCULATION

Drawing No: -

T1-12

DTP (HQ) Member BPAC | STP (HQ) Member Secretary BPAC | CTP Chairman BPAC