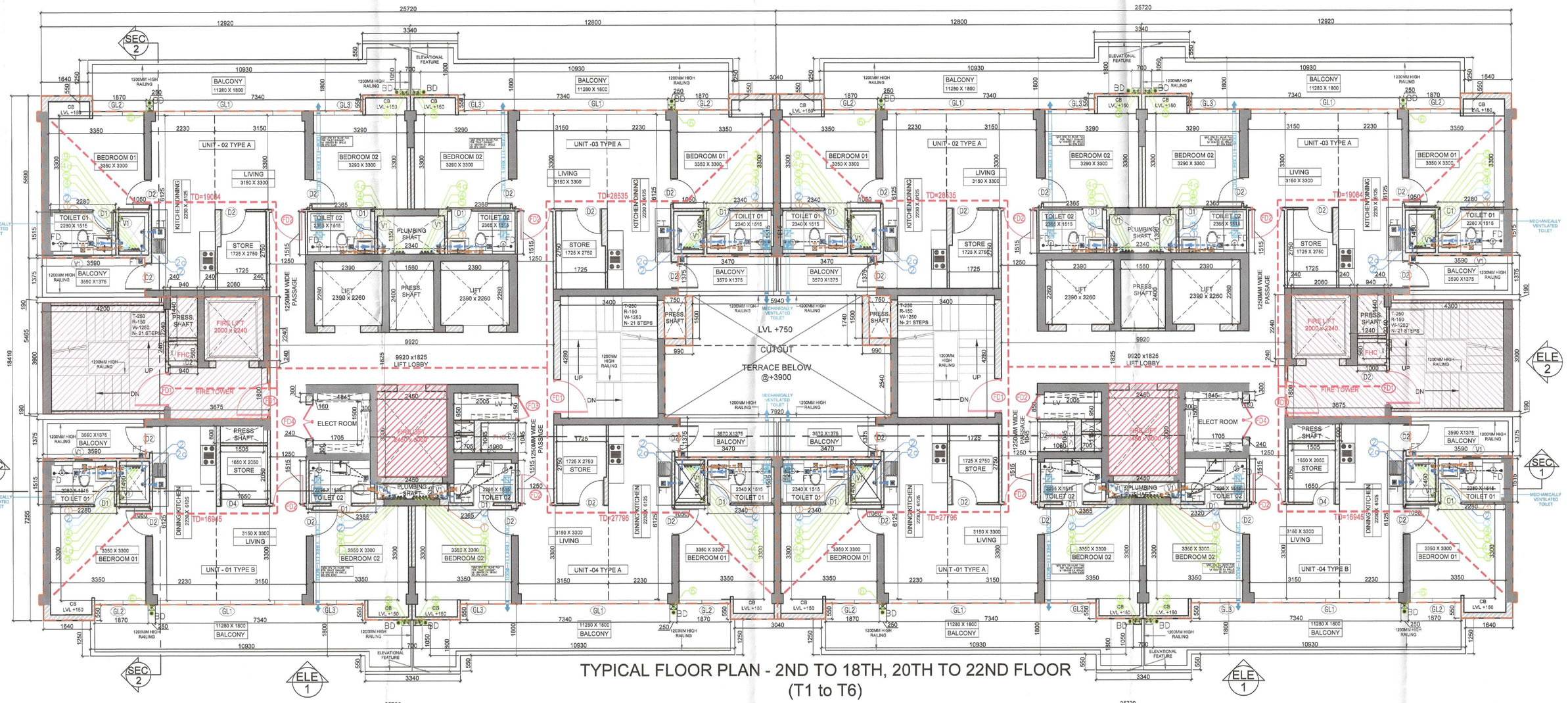

TYPICAL FLOOR PLAN - 2ND TO 18TH, 20TH TO 22ND FLOOR
(T1 to T6)

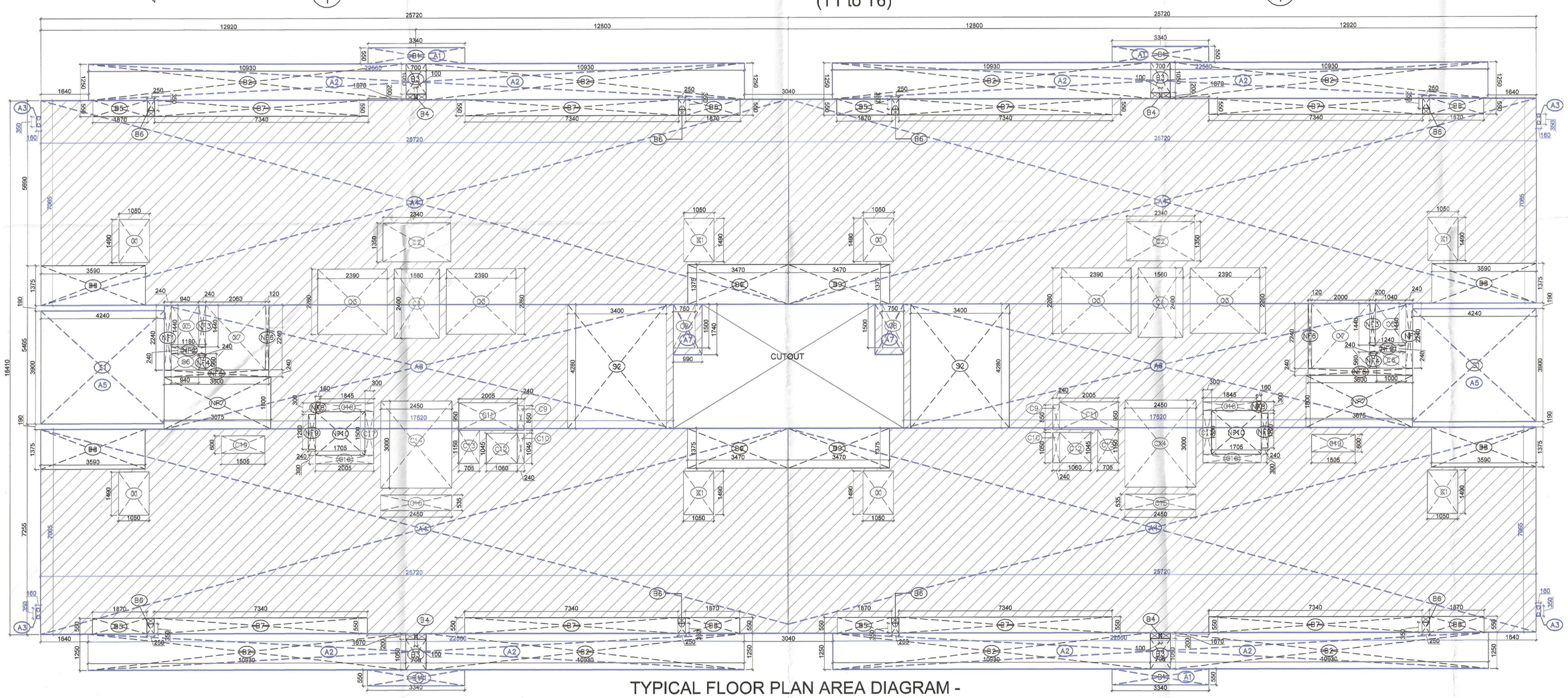

TYPICAL FLOOR PLAN AREA DIAGRAM -
2ND TO 18TH, 20TH TO 22ND FLOOR (T1 to T6)

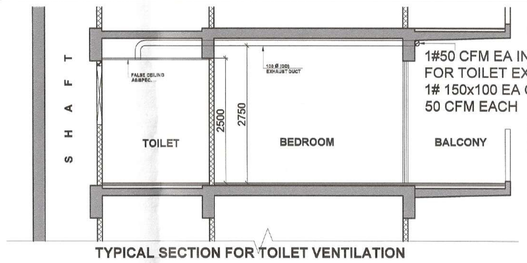

TYPICAL SECTION FOR TOILET VENTILATION

CFM CALCULATIONS						
TOILET AREA	(x) X (y)	2.365	1.515	3.583	SQ.M	
HEIGHT UPTO FALSE CEILING				2.400	METRE	
VENTILATION ACPH				10.000	ACPH	
VENT CFM						
(AREA (SQFT) X HEIGHT (FT) X ACPH)/60						
38.567	X	7.874	X	10	/	60
50.613						

TOWER						
ENVELOPE AREA						
S.NO	NO.S	FORMULA	(X)	(Y)	AREA	UNITS
A1	2	(x) X (y)	3.340	0.550	3.674	SQ.M
A2	2	(x) X (y)	22.560	1.250	56.400	SQ.M
A3	2	(x) X (y)	0.350	0.160	0.112	SQ.M
A4	2	(x) X (y)	25.720	7.065	363.424	SQ.M
A5	1	(x) X (y)	4.240	3.900	16.536	SQ.M
A6	1	(x) X (y)	17.520	4.280	74.986	SQ.M
A7	1	(x) X (y)	1.740	0.990	1.723	SQ.M
TOTAL (A)					516.854	SQ.M
CUTOUTS						
S.NO	NO.S	FORMULA	(X)	(Y)	AREA	UNITS
C1	4	(x) X (y)	1.050	1.490	6.258	SQ.M
C2	1	(x) X (y)	2.340	1.350	3.159	SQ.M
C3	2	(x) X (y)	2.390	2.260	10.803	SQ.M
C4	1	(x) X (y)	1.560	2.400	3.744	SQ.M
C5	1	(x) X (y)	0.940	1.440	1.354	SQ.M
C6	1	(x) X (y)	0.940	0.560	0.526	SQ.M
C7	1	(x) X (y)	2.060	2.240	4.614	SQ.M
C8	1	(x) X (y)	0.750	1.500	1.125	SQ.M
C9	1	(x) X (y)	0.240	0.850	0.204	SQ.M
C10	1	(x) X (y)	0.240	1.045	0.251	SQ.M
C11	1	(x) X (y)	2.005	0.950	1.905	SQ.M
C12	1	(x) X (y)	1.060	1.045	1.108	SQ.M
C13	1	(x) X (y)	0.705	1.150	0.811	SQ.M
C14	1	(x) X (y)	2.450	3.000	7.350	SQ.M
C15	1	(x) X (y)	2.450	0.535	1.311	SQ.M
C16	1	(x) X (y)	2.005	0.300	0.602	SQ.M
C17	1	(x) X (y)	0.300	1.500	0.450	SQ.M
C18	1	(x) X (y)	1.845	0.300	0.554	SQ.M
C19	1	(x) X (y)	1.505	0.600	0.903	SQ.M
TOTAL (B)					47.030	SQ.M
NON FAR						
S.NO	NO.S	FORMULA	(X)	(Y)	AREA	UNITS
NF1	1	(x) X (y)	0.240	2.240	0.538	SQ.M
NF2	1	(x) X (y)	1.180	0.240	0.283	SQ.M
NF3	1	(x) X (y)	0.240	1.440	0.346	SQ.M
NF4	1	(x) X (y)	0.240	0.560	0.134	SQ.M
NF5	1	(x) X (y)	3.600	0.240	0.864	SQ.M
NF6	1	(x) X (y)	0.120	2.240	0.269	SQ.M
NF7	1	(x) X (y)	3.675	1.800	6.615	SQ.M
NF8	1	(x) X (y)	0.160	0.300	0.048	SQ.M
NF9	1	(x) X (y)	0.240	1.200	0.288	SQ.M
NF10	1	(x) X (y)	1.705	1.500	2.558	SQ.M
S1	1	(x) X (y)	4.240	3.900	16.536	SQ.M
S2	1	(x) X (y)	3.400	4.280	14.552	SQ.M
TOTAL NON FAR (C)					43.030	SQ.M
BALCONY						
B1	2	(x) X (y)	3.340	0.550	3.674	SQ.M
B2	4	(x) X (y)	10.930	1.250	54.650	SQ.M
B3	2	(x) X (y)	0.700	1.050	1.470	SQ.M
B4	2	(x) X (y)	0.100	0.200	0.040	SQ.M
B5	4	(x) X (y)	1.870	0.550	4.114	SQ.M
B6	4	(x) X (y)	0.250	0.350	0.350	SQ.M
B7	4	(x) X (y)	7.340	0.550	16.148	SQ.M
B8	2	(x) X (y)	3.590	1.375	9.873	SQ.M
B9	2	(x) X (y)	3.470	1.375	9.543	SQ.M
BALCONY AREA(D)					99.861	SQ.M
TOTAL TOWER FAR {A-(B+C+D)}					326.933	SQ.M
TOWER BUILT UP AREA (A-B)					469.824	SQ.M
TOTAL BLOCK FAR (TOWER FAR X 2)					653.866	SQ.M

DOOR WINDOW SCHEDULE					
TAG	WIDTH	HEIGHT	SILL HEIGHT	LINTEL LVL	LOCATIONS
D1	750	2150	0	2150	TOILET
D2	900	2150	0	2150	BEDROOM/FHC
D3	1500	2500	0	2500	GROUND FLR ENTRANCE LOBBY
D4	800	2150	0	2150	STUDY ROOM
FD1	1200	2150	0	2150	FIRE TOWER/STAIRCASE
FD2	1100	2400	0	2400	UNIT ENTRANCE
FD3	850	2150	100	2250	LV SHAFT
FD4	1200	2150	100	2250	ELEC ROOM (DOUBLE DOOR)
GL1	5120	2500	0	2500	LIVING DINING
GL2	1800	2500	0	2500	BEDROOM
GL3	1740	2500	0	2500	BEDROOM
V1	600	1200	1200	2400	TOILET

NOTE :

1. ALL FIXTURE PROVIDED IN TOILETS ARE AS PER N.B.C.
2. BASEMENT WILL BE MECHANICALLY VENTILATED.
3. ALL SPACES (PARKING BASEMENT, SERVICES BASEMENT ETC.) WILL BE ARTIFICIALLY LIT.
4. STANDBY GENERATING CAPACITY WILL BE PROVIDED FOR THE ELECTRICAL REQUIREMENT OF THE TOTAL SCHEME. THIS THEREFORE INCLUDES STANDBY GENERATION FOR ALL COMMON SERVICES, FIRE SERVICES, LIFTS ETC. AND ALSO THE ENTIRE ELECTRICAL LOAD FOR THE VENTILATION.
5. FIRE SAFETY MEASURES AS PER NBC INCLUDES SMOKE DETECTOR,SPRINKLER SPACING IN COMPLIANCE WITH CODE.
6. ALL EXTERNAL WALLS ARE 200MM AND ALL INTERNAL WALLS ARE 80MM THICK.(VALID FOR ALL DRAWINGS).
7. KITCHEN & TOILETS ARE MECHANICALLY VENTILATED.

KEY PLAN



Checked and found ok for Public Health (Internal) Services only subject to comments in forwarding no. 366 dt. 07-10-25
Superintending Engineer (HQ) for Chief Engineer-I HSVP, Panchkula

PROJECT:-

PROPOSED BUILDING PLAN OF AFFORDABLE GROUP HOUSING-2 (POCKET-C) OVER AN AREA MEASURING 10.98252 ACRES, PART OF INDUSTRIAL PLOTTED COLONY OVER AN AREA MEASURING 139.79375 ACRES (LICENCE NO.168 OF 2025 DATED 08.09.2025) IN THE REVENUE ESTATE OF VILLAGE BAS HARIA AND JHUND SARAI ABAD, IN SECTOR M9, M10 AND M11 GURUGRAM MANESAR URBAN COMPLEX BEING DEVELOPED BY M3M INDIA INFRASTRUCTURES PVT. LTD.

For M3M India Infrastructures Pvt. Ltd.
(Authorised Signatory)

Taman sikka
REGN. NO: 03116497

OWNER/AUTH. SIGNATURE | ARCHITECT'S SIGNATURE

DRAWING TITLE
TYPICAL FLOOR PLAN - 2ND TO 18TH , 20TH TO 22ND FLOOR (T1 to T6) S+22

DRAWING NO:- 08 | SCALE :-