SANCTIONED
TO BE READ WITH THIS OFFICE
MEMO NO.: 6030
DATED : 18/02/2026

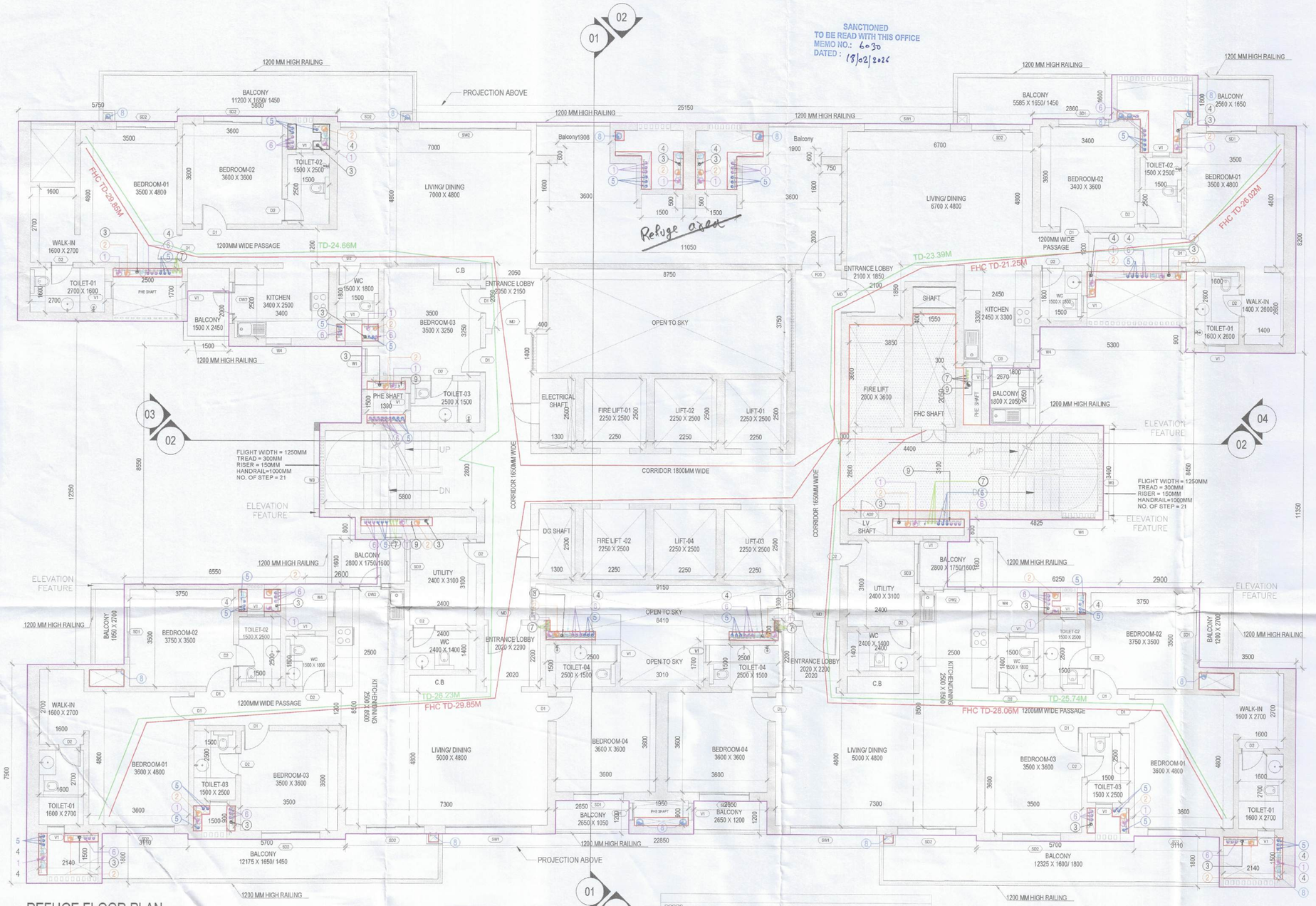

REFUGE FLOOR PLAN
(19TH FLOOR (60.495 M LEVEL), 29TH FLOOR (91.975 M LEVEL) &38TH FLOOR (120.325 M LEVEL))

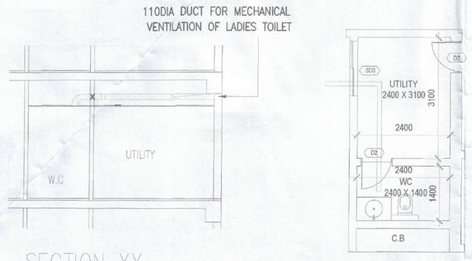

SECTION XX

DOORS							
SL.NO.	TYPE	STRUC. SIZE	FIN. SIZE	SILL	LINTEL	DESCRIPTION
01.	GD1	2405 X 3252.5	2400 X 3200		5805	DOUBLE HEIGHT ENTRANCE LOBBY
02.	GD2	1805 X 2452.5	1800 X 2400		2452.5	ENTRANCE LOBBY
03.	FD	1150 X 2152.5	1145 X 2100		2152.5	STAIRCASE DOOR
04.	FD1	905 X 2152.5	900 X 2100		2152.5	FIRE CONTROL ROOM
05.	FD2	1805 X 2452.5	1800 X 2400		2452.5	SERVICES ROOM (GROUND FLOOR)
06.	FD3	1205 X 2152.5	1200 X 2100		2152.5	ENTRANCE LOBBY PASSAGE
07.	FD4	2105 X 2152.5	2100 X 2100		2152.5	ELEC. PANEL ROOM (BASEMENT 01)
08.	FD5	1255 X 2152.5	1250 X 2100		2152.5	REFUGE TERRACE & BASEMENT PASSAGE
09.	MD	1260 X 2455	1250 X 2400		2455	UNIT ENTRANCE
10.	D1	910 X 2155	900 X 2100		2155	BEDROOM DOOR
11.	D2	810 X 2155	800 X 2100		2155	TOILET DOOR
12.	D3	805 X 2155	800 X 2100		2155	KITCHEN DOOR
13.	SD1	1805 X 2452.5	1800 X 2400		2452.5	BALCONY DOOR
14.	SD2	2105 X 2452.5	2100 X 2400		2452.5	BALCONY DOOR
15.	SD3	1405 X 2152.5	1400X 2100		2152.5	UTILITY BALCONY
16.	DW1	1405 X 2152.5	1400 X 2100		2152.5	KITCHEN DOOR

VENTILATOR						
SL.NO.	TYPE	STRUC. SIZE				
01.	V1	610X 1005	605 X 1000	1147.5	2152.5	TOILET & PHE SHAFT (OPENABLE)

WINDOWS						
SL.NO.	TYPE	STRUC. SIZE	FIN. SIZE	SILL	LINTEL	DESCRIPTION
01.	W1	1205 X 2155	1200 X 2150	297.5	2452.5	STAIRCASE (M/D LANDING)
02.	W2	855 X 2155	850X 2150	297.5	2452.5	HOME OFFICE / BEDROOM 03
03.	W3	2405 X 2155	2400 X 2150	297.5	2452.5	STAIRCASE (M/D LANDING)
04.	W4	905 X 1205	895 X 1200	1247.5	2452.5	KITCHEN WINDOW
05.	SW1	3105 X 2155	3100X 2150	297.5	2452.5	LIVING/DINING AREA
06.	SW2	3505 X 2155	3500 X 2150	297.5	2452.5	LIVING/DINING AREA
07.	SW3	1805 X 2155	1800 X 2150	297.5	2452.5	LOUNGE

SHAFT ACCESS DOORS						
SL.NO.	TYPE	STRUC. SIZE	FIN. SIZE	SILL	LINTEL	DESCRIPTION
01.	AD1	755 X 1505	750 X 1500	647.5	2152.5	ELEC. SHAFT DOOR
02.	AD2	655 X 1505	650 X 1500	647.5	2152.5	TELE. SHAFT DOOR
03.	AD3	1905 X 1505	1900 X 1500	647.5	2152.5	ELEC. SHAFT DOOR (GROUND FLOOR)
04.	AD4	1005 X 1505	1000 X 1500	647.5	2152.5	DG. SHAFT DOOR (GROUND FLOOR)
05.	FHB	905 X 1505	900 X 1505	647.5	2152.5	FHC SHAFT DOOR

Ground floor Mechanical Ventilation Calculation for WC											
Tower3-Toilet Exhaust sheet											
S. No.	LOCATIONS	Toilet Dimension in (mtr)		Toilet Area	Toilet Area	Toilet Height		Toilet Volume	Toilet Design	Selected Exhaust Fan	Fan Size	Exhaust Duct Size
		Length	Width	in (Sq Mtr)	in (Sq Ft)	in (mtr)	in (ft)	in (Cu.ft)	in (CFM)		LxBxH (mm)	Diameter (mm)
1	GROUND floor Mechanical Ventilation Calculation for WC											
1.1	G Floor	2.40	1.40	3.36	36.17	2.70	8.86	382	76	1#100 CFM, Inline Fan	300x250x180	110 (OD)

FOR OFFICE USE:

S.T.P. (HQ) Member Secretary B.P.A.C. — S.T.P. (G) Member B.P.A.C. — C.T.P. (HR) Chairman B.P.A.C.
DTP(HQ) — ATP(HQ)
JD. — P.A. — A.T.P
FSO, (HQ) Member BPAC — DINESH KUMAR PA(HQ)

GENERAL NOTES

1. BUILDING HAS AUTOMATIC SPRINKLER SYSTEM WHEREVER REQUIRED BY NBC.
2. BUILDING WILL BE DESIGNED (STRUCTURES) AS PER RELEVANT IS CODES FOR EARTH QUAKE RESISTANCE.
3. WC SHALL BE MECHANICALLY LIGHT & VENTILATED WHEREVER REQUIRED

KEY PLAN

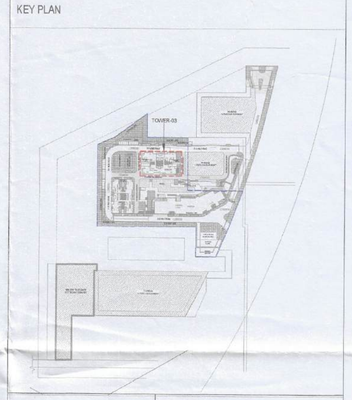

SCALE : 1 : 100 @ A0
DATE :
DEALT :
CHECKED :

ARCHITECT'S SIGNATURE — ARCHITECTS & PLANNERS

Ar. Lokmani Sharma
Regd. No. CA/2015/79271
Sobha Limited, Plot No. 136, (P) 5th Floor
Rider House, Sector-44, Gurugram 122003

SOBHA
REGD & CORPORATE OFFICE
SARJAPUR-MARATHAHALLI OUTER RING RD (ORR)
DEVARABISANAHALLI, BELLANDUR POST
BANGALORE-560103 TEL:+91-80-49320000
E-mail: architects@sobha.com

LICENSEE'S SIGNATURE — Licence Holders

SOBHA LIMITED

PROJECT

PROPOSED BUILDING PLANS OF RESIDENTIAL COLONY (UNDER NILP POLICY) AREA MEASURING 11.9968 ACRES (LICENCE NO. 57 OF 2025 DATED 17/04/2025) SECTOR-63A, GURUGRAM BEING DEVELOPED BY SOBHA LIMITED

Checked and found ok for Public Health (Internal) Service only subject to comments in in forwarding letter No. 25366 Dt. 22/01/2026
Superintending Engineer (HQ) for Chief Engineer-I HSVP, Panchkula

DRAWING NO.

T3-04(Sheet-1)

SHEET TITLE

TOWER-03
REFUGE FLOOR PLAN
(19TH, 29TH & 38TH FLOOR)