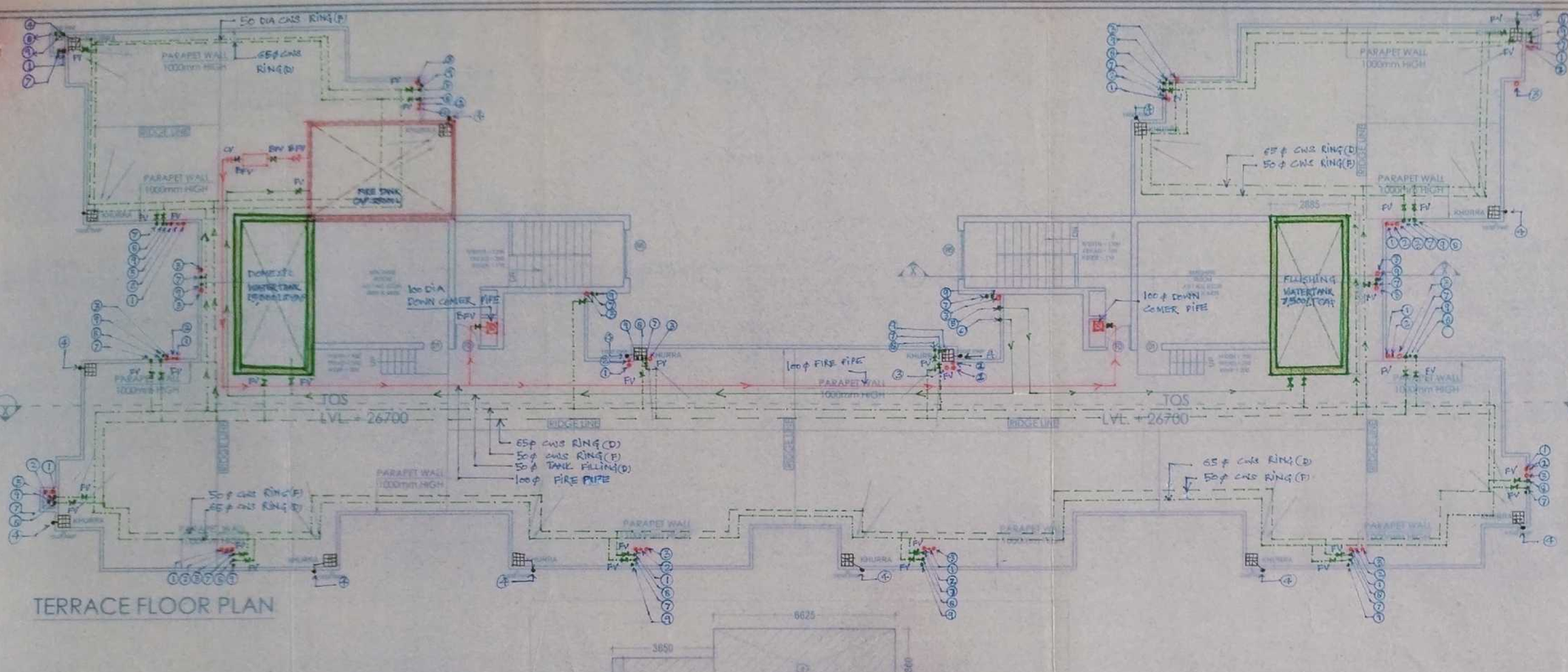

TERRACE FLOOR PLAN

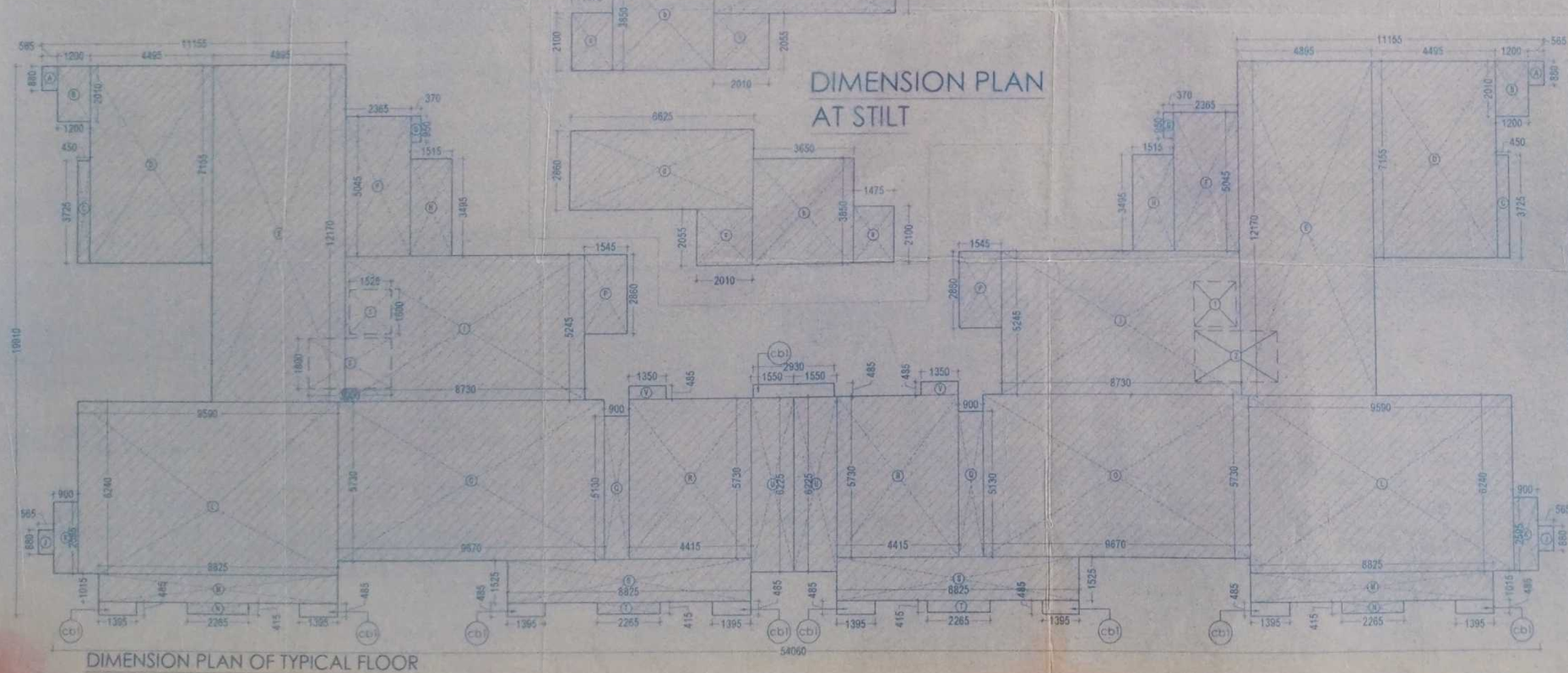

DIMENSION PLAN AT STILT

DIMENSION PLAN OF TYPICAL FLOOR

TOWER 1 (ST+8)

AREA CHART :-

DETAIL AREA CALCULATION OF FIRST FLOOR

A	0.57	X	0.88	X	2	=	0.99 SQM
B	1.20	X	2.61	X	2	=	4.82 SQM
C	0.45	X	3.72	X	2	=	3.35 SQM
D	4.50	X	7.16	X	2	=	64.32 SQM
E	4.90	X	12.17	X	2	=	119.14 SQM
F	2.57	X	5.05	X	2	=	23.66 SQM
G	0.17	X	0.65	X	1	=	0.70 SQM
H	1.52	X	3.50	X	3	=	31.59 SQM
I	8.75	X	5.25	X	2	=	91.58 SQM
J	0.57	X	0.88	X	2	=	0.99 SQM
K	0.90	X	2.60	X	2	=	4.67 SQM
L	9.58	X	6.24	X	2	=	119.66 SQM
M	8.63	X	1.02	X	2	=	17.91 SQM
N	2.37	X	0.42	X	2	=	1.66 SQM
O	6.23	X	5.73	X	2	=	110.81 SQM
P	2.86	X	1.35	X	2	=	8.64 SQM
Q	0.90	X	0.13	X	3	=	3.25 SQM
R	4.42	X	5.75	X	2	=	50.80 SQM
S	8.63	X	1.92	X	2	=	25.62 SQM
T	2.37	X	0.42	X	2	=	1.66 SQM
U	6.23	X	1.35	X	2	=	19.35 SQM
V	1.35	X	0.49	X	2	=	1.31 SQM
W	2.70	X	1.40	X	8	=	5.41 SQM
X	2.70	X	2.61	X	1	=	1.42 SQM
	TOTAL						700.23 SQM

DEDUCTIONS

1	4.53	X	1.80	X	2	=	4.68 SQM
2	5.00	X	1.80	X	2	=	10.80 SQM
	TOTAL						15.68 SQM

DETAIL OF COVERED AREA ON FIRST FLOOR

= 700.23 - 15.68 = 684.55 SQM

AREA ON STILT FLOOR

a	1.48	X	2.03	X	2	=	6.20 SQM
b	3.85	X	3.85	X	2	=	26.11 SQM
c	3.85	X	2.06	X	2	=	6.36 SQM
d	6.83	X	2.86	X	2	=	37.80 SQM
	TOTAL						80.46 SQM

PROPOSED COVD. AREA ON STILT FLOOR	=	80.46 SQM
PROPOSED COVD. AREA ON FIRST FLOOR	=	684.55 SQM
PROPOSED COVD. AREA ON SECOND FLOOR	=	684.55 SQM
PROPOSED COVD. AREA ON THIRD FLOOR	=	684.55 SQM
PROPOSED COVD. AREA ON FOURTH FLOOR	=	684.55 SQM
PROPOSED COVD. AREA ON FIFTH FLOOR	=	684.55 SQM
PROPOSED COVD. AREA ON SIXTH FLOOR	=	684.55 SQM
PROPOSED COVD. AREA ON SEVENTH FLOOR	=	684.55 SQM
PROPOSED COVD. AREA ON EIGHTH FLOOR	=	684.55 SQM
PROPOSED COVERED AREA ON ALL FLOORS	=	5556.88 SQM

D.T.P. (H.Q.) S.T.P. (ROHTAK) C.T.P. (HARYANA)

Checked and found O. K. for Public Health (Internal) Services only subject to comments as for wording Letter No. ____ Dt. 26/5/09 SE(HQ)/165

Superintending Engineer (HQ)
HUDA, Panchkula

LEGEND FOR PLUMBING

(1) 150ϕ CAST IRON SOIL PIPE
(2) 75ϕ ANTI SYPHONAGE PIPE
(3) 150ϕ CAST IRON WASTE PIPE
(4) 150ϕ RAIN WATER PIPE
(5) 65ϕ TANK FILLING PIPE (D)
(6) 50ϕ TANK FILLING PIPE (F)
(7) COLD WATER (D) DOWN PIPE
(8) COLD WATER (F) DOWN PIPE
(9) HOT WATER (F) DOWN PIPE
C.I - PIPE - CAST IRON PIPE
S.W-PIPE - STONEWARE PIPE
G.I. PIPE - GALVANISED IRON PIPE
M.S. PIPE - MILD STEEL PIPE
U.T. - URINAL TRAP
F.T. - FLOOR TRAP
F.D - FLOOR DRAIN
G.L. - GROUND LEVEL
I.L. - INVERT LEVEL
C.O.P. - CLEAN OUT PLUG
F.F.L - FINISH FLOOR LEVEL
C.L. - CONNECTION LEVEL
M.H.S - MANHOLE SEWERAGE
M.H.D - MANHOLE DRAINAGE
R.G.G. ROAD GULLY GRATING.
- SEWER LINE
- FLUSHING. W.TING
- DRAINAGGLINE

For Prabhu Shanti Real Estate Pvt. Ltd.

Director

NO	DATE	DESCRIPTION
		REVISING / ADDITIONS

JOB TITLE

PROPOSED GROUP HOUSING SCHEME IN SECTOR 3A, BAHADURGARH(NCENCE NO.179 OF 2007 DATED 25.4.07) BEING DEVELOPED BY M/S PRABHU SHANTI REAL ESTATE PVT. LTD.

OWNER'S SIGNATURE:

ARCHITECT'S SIGNATURE:

VIJAY GUPTA, B.ARCH., AIIA, Architect & Wastin Tax Valuer 601, Chiranjiv Tower, 43, Nehru Pl New Delhi-110 019 CA-75/1916

DRAWING TITLE

TERRACE FLOOR &DIMENSION PLAN OF TOWER-1

PROJECT NO.:

SCALE 1:100	DATE: AUG 2009	DRAWN

ARCHITECTS

VIJAY GUPTA ARCHITECTS

601 CHIRANJIV TOWER 43, NEHRU PLACE, NEW DELHI TEL.: 011-26414783, 26465428, 26410750

DRG. NO.	PDM/SUB T1/02	R1

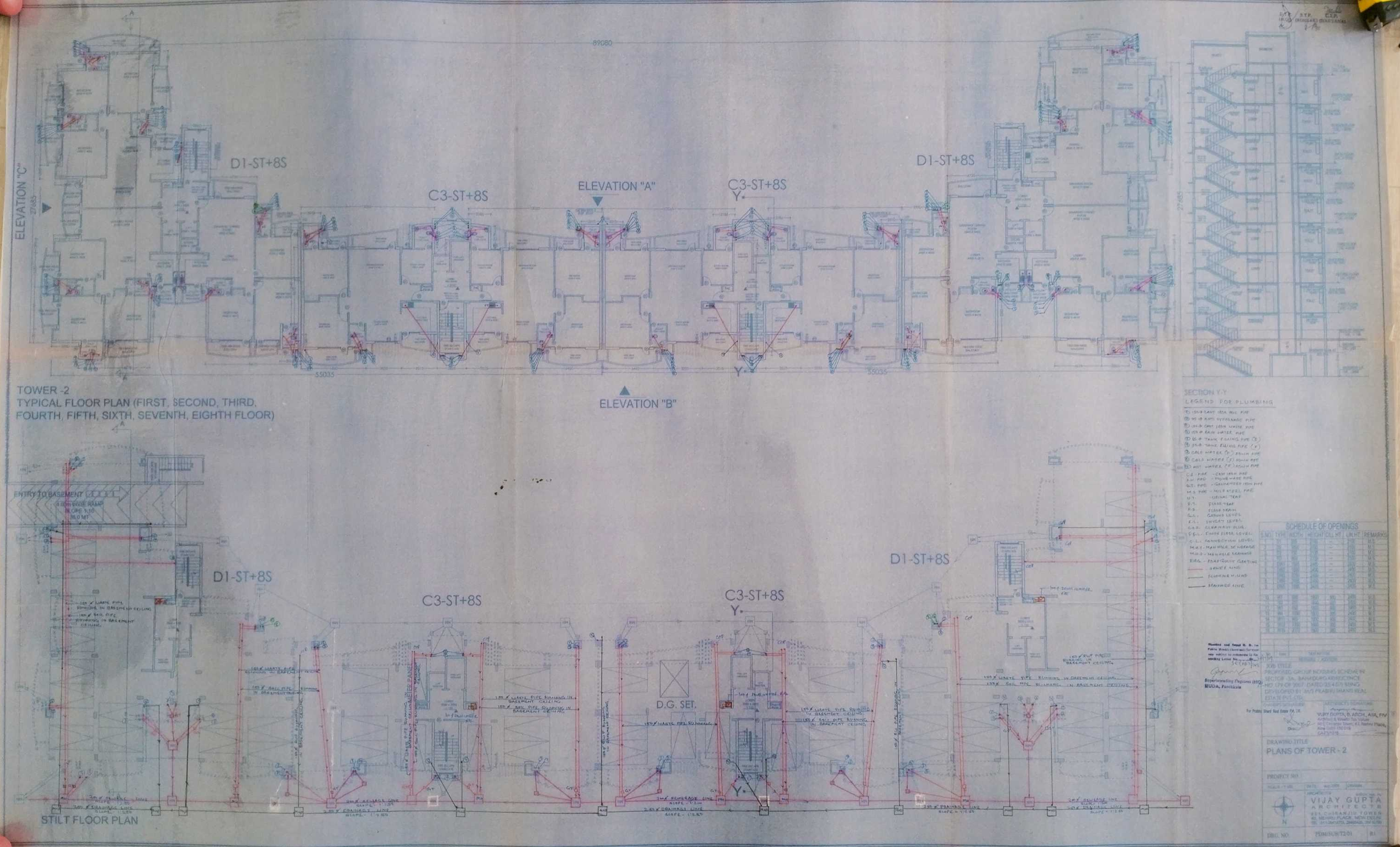

89080
D1-ST+8S
C3-ST+8S
ELEVATION "A"
C3-ST+8S
Y
D1-ST+8S
ELEVATION "C"
27685
55035
55035
ELEVATION "B"
TOWER -2
TYPICAL FLOOR PLAN (FIRST, SECOND, THIRD, FOURTH, FIFTH, SIXTH, SEVENTH, EIGHTH FLOOR)
ENTRY TO BASEMENT
D1-ST+8S
C3-ST+8S
C3-ST+8S
Y
D1-ST+8S
D.G. SET.
STILT FLOOR PLAN
SECTION Y-Y
LEGEND FOR PLUMBING
SCHEDULE OF OPENINGS
JOB TITLE
PROPOSED GROUP HOUSING SCHEME IN SECTOR -3A, BANDOUNG ARRANGEMENT
DRAWING TITLE
PLANS OF TOWER - 2
PROJECT NO.
VIJAY GUPTA
ARCHITECTS
DRG. NO.

D.T.P. (HQ)

S.T.P. C.T.P. (ROHTAK) (HARYANA)

ELEVATION "A"

ELEVATION "B"

ELEVATION "C"

TOWER -3
TYPICAL FLOOR PLAN (FIRST, SECOND, THIRD, FOURTH, FIFTH, SIXTH, SEVENTH, EIGHTH & NINTH FLOOR

TOWER -3
STILT FLOOR PLAN

METER PANEL

D.G. SET.

100ϕ SEWER LINE SLOPE = 1:100

150ϕ SEWER LINE SLOPE = 1:150

100ϕ DRAINAGE LINE SLOPE 1:100

150ϕ DRAINAGE LINE SLOPE 1:150

100ϕ DRAIN CHAMBER PIPE

LEGEND FOR PLUMBING

① 150ϕ CAST IRON SOIL PIPE
② 75ϕ ANTI SYPHONAGE PIPE
③ 150ϕ CAST IRON WASTE PIPE
④ 150ϕ RAIN WATER PIPE
⑤ 65ϕ TANK FILLING PIPE (D)
⑥ 50ϕ TANK FILLING PIPE (C)
⑦ COLD WATER (C) DOWN PIPE
⑧ COLD WATER (C) DOWN PIPE
⑨ HOT WATER (F) DOWN PIPE

C.I. PIPE - CAST IRON PIPE
S.W.PIPE - STONEWARE PIPE
G.I. PIPE - GALVANIZED IRON PIPE
M.S. PIPE - MILD STEEL PIPE
U.T. - URINAL TRAP
F.T. - FLOOR TRAP
F.D. - FLOOR DRAIN
G.L. - GROUND LEVEL
I.L. - INVERT LEVEL
C.O.P. - CLEAN OUT PLUG
F.F.L. - FINISH FLOOR LEVEL
C.L. - CONNECTION LEVEL
M.H.S. - MAN HOLE SEWERAGE
M.H.D. - MAN HOLE DRAINAGE
R.G.G. - ROAD GULLY GRATING

→ - SEWER LINE
→ - DRAINAGE LINE

SCHEDULE OF OPENINGS

S.NO.	TYPE	WIDTH	HEIGHT	CILL HT.	LIN.HT	REMARKS
1.	D1	900	2100	—	2100	M.S.
2.	D2	1000	2100	—	2100	M.S.
3.	D3	750	2100	—	2100	M.S.
4.	FD	900	2100	—	2100	M.S.
5.	DW1	2375	2400	—	2400	M.S.
6.	DW2	1380	2400	—	2400	M.S.
7.	DW5	1885	2400	—	2400	M.S.
8.	DW6	3115	2400	—	2400	M.S.
9.	DW7	1650	2400	—	2400	M.S.
10.	DW8	2550	2400	—	2400	M.S.
11.	DW9	2550	2400	—	2400	M.S.
12.	DW10	3300	2400	—	2400	M.S.
13.	DW16	1780	2400	—	2400	M.S.
14.	W1	600	1800	900	2400	M.S.
15.	W1a	600	1800	900	2400	M.S.
16.	W2	630	1900	900	2400	M.S.
17.	W3	855	1800	900	2400	M.S.
18.	W4	1050	1800	900	2400	M.S.
19.	W5	1770	1800	900	2400	M.S.
20.	W6	750	1800	900	2400	M.S.
21.	W11	900	1800	900	2400	M.S.

Checked and found O.K. in Public Health (Internal) Section regr subject to correction if re-reading better No. ... dt. 26/5/09

Superintending Engineer (HQ) HUDA, Panchkula

No.	Date	DESCRIPTION
1		

REVISIONS / ADDITIONS

JOB TITLE
PROPOSED GROUP HOUSING SCHEME IN SECTOR -3A, BAHADURGARH(LICENCE NO.179 OF 2007 DATED 25.4.07) BEING DEVELOPED BY M/S PRABHU SHANTI REAL ESTATE PVT. LTD.

OWNER'S SIGNATURE: For Prabhu Shanti Real Estate Pvt. Ltd. Director

ARCHITECTS SIGNATURE:
VIJAY GUPTA, B.ARCH., AIIA, FIV
Architect & Wealth Tax Valuer
601, Chiranjiv Tower, 43, Nehru Place, New Delhi-110 019
CA-78/1918

DRAWING TITLE
FLOOR PLANS OF TOWER - 3

PROJECT NO. :

SCALE- 1:100	DATE - AUG 2009	DRAWN

ARCHITECTS
B.ARCH., AIIA, FIV
VIJAY GUPTA
ARCHITECTS
601, CHIRANJIV TOWER
43, NEHRU PLACE, NEW DELHI
TEL : 011-26414783, 26465429, 26410790

DRG. NO. PDM/SUB/T3/01 R1

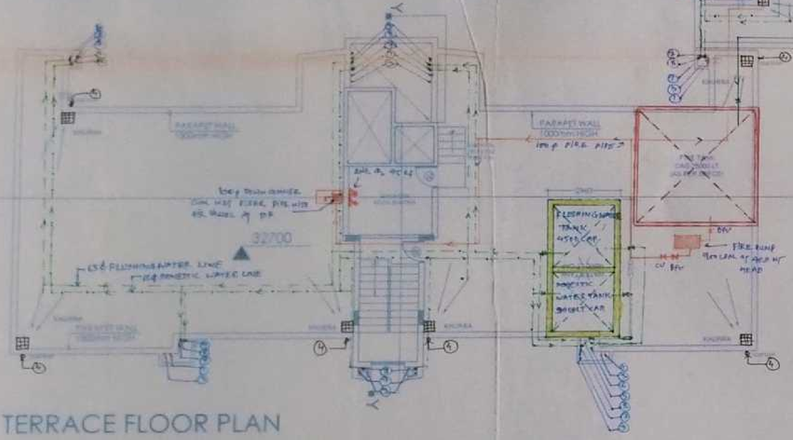

TERRACE FLOOR PLAN

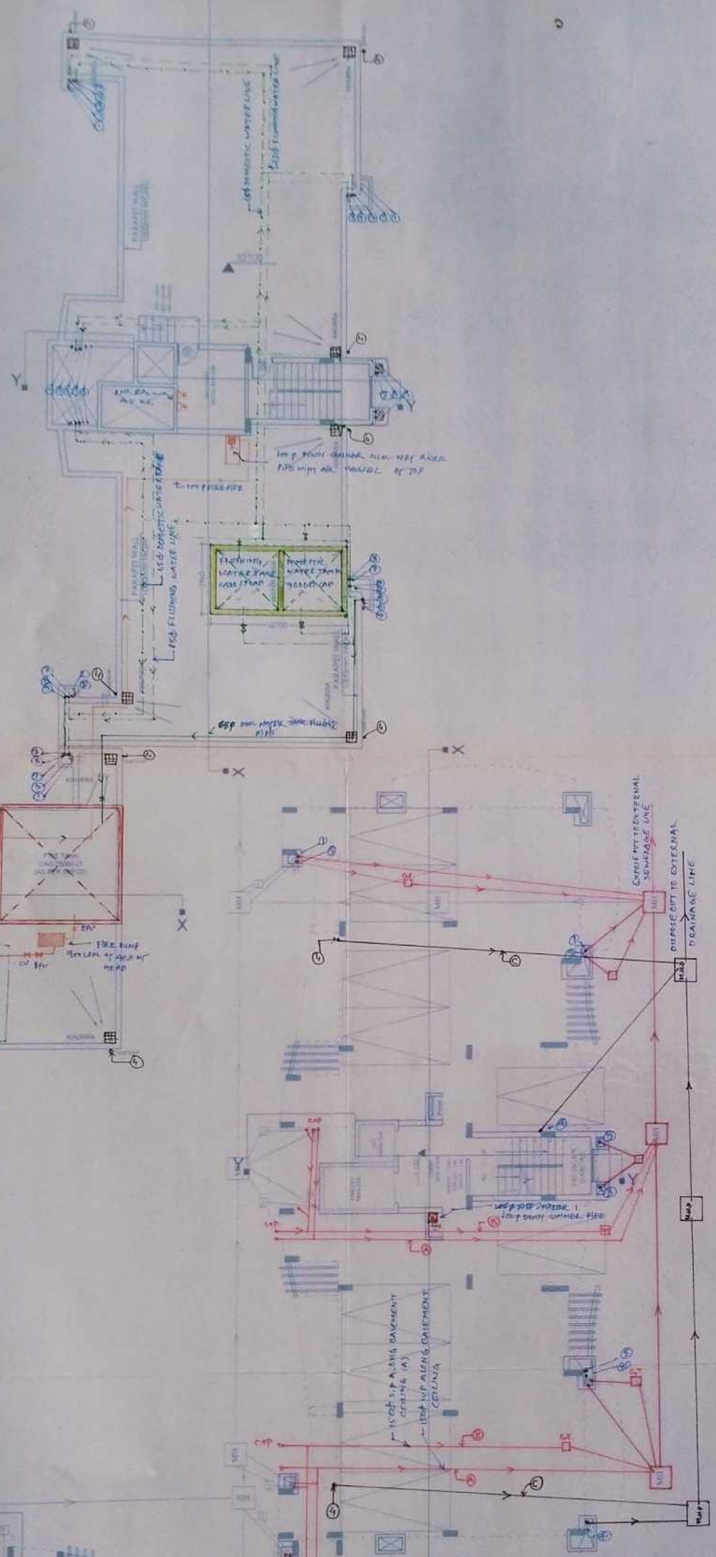

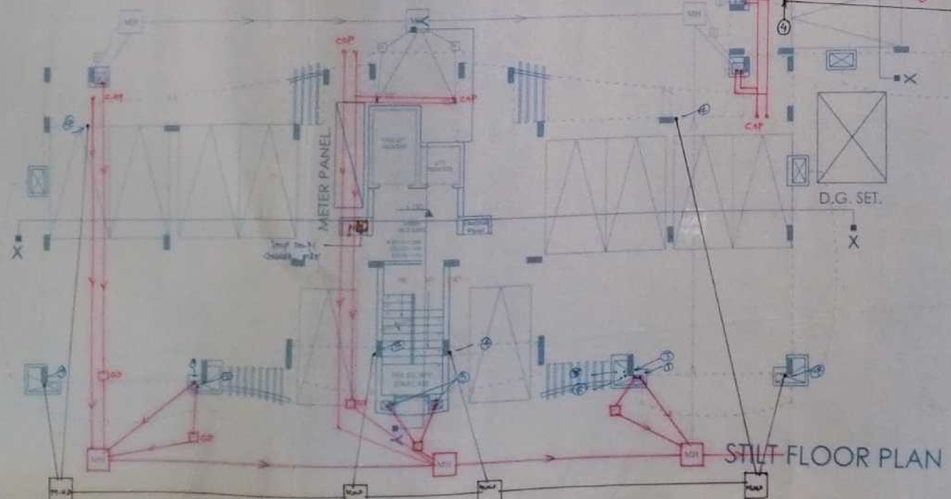

STILT FLOOR PLAN

LEGEND FOR PLUMBING

① 150 ϕ CAST IRON SOIL PIPE	F.F.L - FLOOR FINISH LEVEL
② 75 ϕ ANTI SYPHONAGE PIPE	C.L. - CONNECTION LEVEL
③ 150 ϕ CAST IRON WASTE PIPE	M.H.S. - MAN HOLE SEWERAGE
④ 150 ϕ RAIN WATER PIPE	M.H.D. - MAN HOLE DRAINAGE
⑤ 65 ϕ TANK FILLING PIPE (D)	R.G.G. - ROAD GULLY GRATING.
⑥ 50 ϕ TANK FILLING PIPE (F)	SEWER LINE
⑦ COLD WATER (D) DOWN PIPE	FLUSHING W. LINE
⑧ COLD WATER (F) DOWN PIPE	DRAINAGE LINE
⑨ HOT WATER (F) DOWN PIPE	DOMESTIC W. LINE

C.I PIPE - CAST IRON PIPE
S.W. PIPE - STONEWARE PIPE
G.I PIPE - GALVANISED PIPE
M.S. PIPE - MILED STEEL PIPE
U.T. - URINAL TRAP
F.T. - FLOOR TRAP
F.D. - FLOOR DRAIN
G.L. - GROUND LEVEL
I.L. - INVERT LEVEL
C.O.P. - CLEAN OUT PLUG.

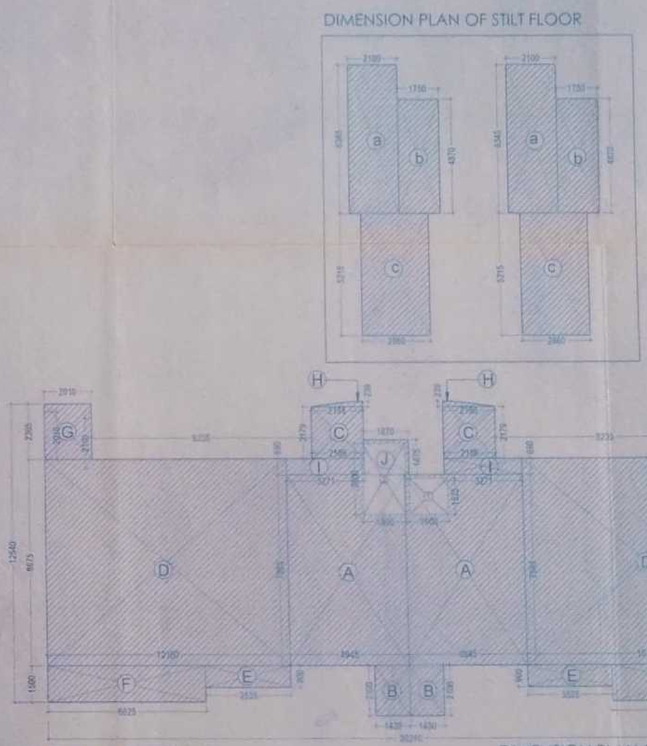

AREA DETAIL

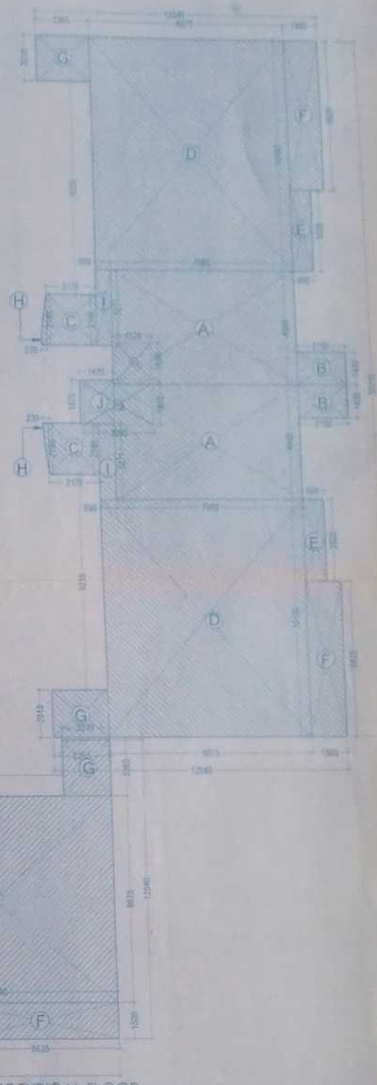

DIMENSION PLAN OF TYPICAL FLOOR

DETAIL AREA CALCULATION OF TOWER -4
(ST+10)
AREA CHART :-

DETAIL AREA CALCULATION OF TYPICAL FLOOR

A	4.65	X 7.99	X 2	=	78.97 SQM	
B	1.43	X 2.10	X 2	=	6.01 SQM	
C	2.19	X 2.18	X 2	=	9.53 SQM	
D	19.18	X 4.60	X 2	=	176.28 SQM	
E	3.54	X 0.90	X 2	=	6.36 SQM	
F	0.85	X 1.50	X 2	=	10.00 SQM	
G	2.01	X 2.37	X 2	=	9.51 SQM	
H	0.5 X 2.186	X 0.25	X 2	=	0.52 SQM	
I	3.27	X 0.69	X 2	=	4.51 SQM	
J	1.87	X 1.49	X 1	=	2.76 SQM	
	TOTAL			=	314.32 SQM	

DEDUCTIONS

1	1.53	X 1.60	X 1	=	2.44 SQM
2	3.06	X 1.80	X 1	=	5.40 SQM
	TOTAL			=	7.84 SQM

TOTAL COVD AREA OF TYPICAL FLOOR
314.32 -7.84 = 306.48 SQM
306.48 X 2 = 612.96 SQM

DETAIL AREA CALCULATION OF STILT FLOOR

a	2.10	X 6.75	X 1	=	13.92 SQM
b	1.79	X 4.61	X 1	=	8.62 SQM
c	2.50	X 5.22	X 1	=	14.91 SQM
	TOTAL			=	36.75 SQM

DETAIL AREA CALCULATION OF ALL FLOORS

PROP. COVD AREA ON STILT FLOOR	=	36.75	X 2 =	73.52 SQM
PROP. COVD AREA ON FIRST FL.	=	306.48	X 2 =	612.96 SQM
PROP. COVD AREA ON SECOND FL.	=	306.48	X 2 =	612.96 SQM
PROP. COVD AREA ON THIRD FL.	=	306.48	X 2 =	612.96 SQM
PROP. COVD AREA ON FOURTH FL.	=	306.48	X 2 =	612.96 SQM
PROP. COVD AREA ON FIFTH FL.	=	306.48	X 2 =	612.96 SQM
PROP. COVD AREA ON SIXTH FL.	=	306.48	X 2 =	612.96 SQM
PROP. COVD AREA ON SEVENTH FL.	=	306.48	X 2 =	612.96 SQM
PROP. COVD AREA ON EIGHTH FL.	=	306.48	X 2 =	612.96 SQM
PROP. COVD AREA ON NINTH FL.	=	306.48	X 2 =	612.96 SQM
PROP. COVD AREA ON TENTH FL.	=	306.48	X 2 =	612.96 SQM
TOTAL COVD AREA OF ALL THE FLOORS			=	6202.12 SQM

TOTAL COVD AREA OF ALL THE FLOORS = 6202.12 SQM

Khasra and Jamabandi No. to Public Health (Internal) Services only subject to comments to fly overing Letter No. _____ Dt. _____

Superintending Engineer (HQ)
HUDA, Panchkula

For Prabhu Shanti Real Estate Pvt. Ltd.

Director

SCHEDULE OF OPENINGS

S.NO.	TYPE	WIDTH	HEIGHT	SILL HT.	LINTH.	REMARKS
1	D1	900	2100	–	2100	M.S.
2	D2	1000	2100	–	2100	M.S.
3	D3	750	2100	–	2100	M.S.
4	D5	900	2100	–	2100	M.S.
5	DWR	1200	2400	–	2400	M.S.
6	DWR	1800	2400	–	2400	M.S.
7	DWT	1740	2400	–	2400	M.S.
8	W1	600	1200	900	2400	M.S.
9	W2	1200	1200	900	2400	M.S.
10	W1	900	1200	900	2400	M.S.
11	W12	1350	1200	900	2400	M.S.
12	W13	2175	1200	900	2400	M.S.

No.	Date	DESCRIPTION
		REVISIONS / ADDITIONS

JOB TITLE
PROPOSED GROUP HOUSING SCHEME IN SECTOR-3A, BAHADURGARH LICENCE NO. 179 OF 2007 DATED 25.4.07) BEING DEVELOPED BY M/S PRABHU SHANTI REAL ESTATE PVT. LTD.

ARCHITECTS SIGNATURE

VIJAY GUPTA, B. ARCH., AIIA, FIV
Architect & Wealth Tax Valuer
601, Chiranjiv Tower, 43, Nehru Place
New Delhi 110 019
CA-7503315

DRAWING TITLE
PLANS OF TOWER - 4

PROJECT NO.:

SCALE: 1:00 | DATE: AUG 2009 | DRAWN:

ARCHITECTS
VIJAY GUPTA ARCHITECTS
601, CHIRANJIV TOWER
43, NEHRU PLACE, NEW DELHI
TEL: 011-26414783, 26466438, 26415790

DRG. NO. PDM/SUB/T402 | R1

D.T.P. (H.Q.) S.T.P. (ROHTAK) C.T.P. (HARYANA)

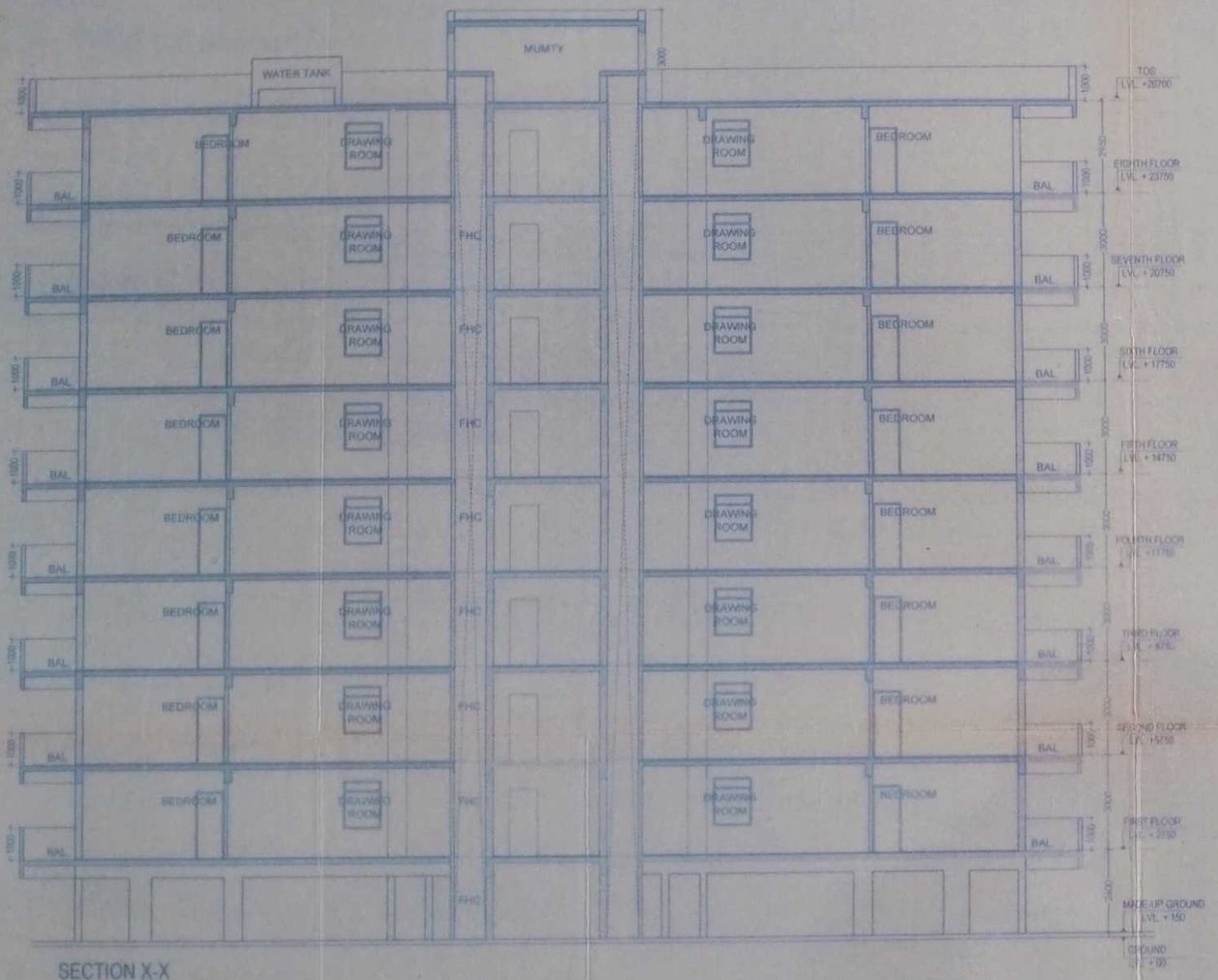

SECTION X-X

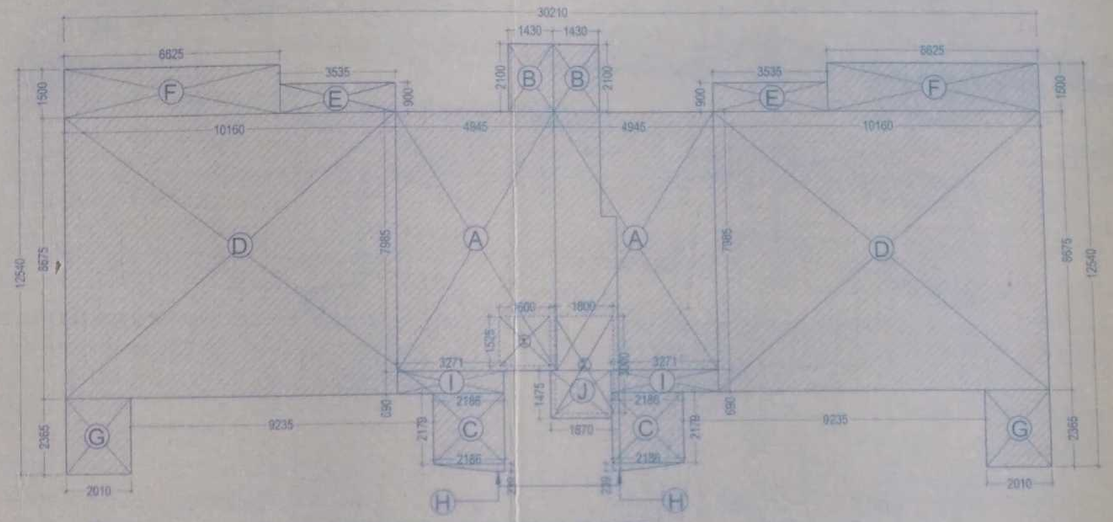

DIMENSION PLAN OF TYPICAL FLOOR

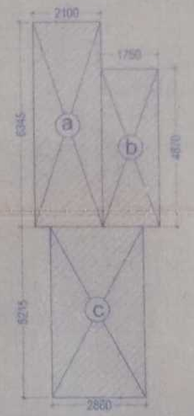

DIMENSION PLAN OF STILT FLOOR

AREA DETAIL

DETAIL AREA CALCULATION OF TOWER -5

AREA CHART :-

DETAIL AREA CALCULATION OF TYPICAL FLOOR

A	4.945	X	1.80	X	2	=	78.97	SQM
B	1.430	X	2.10	X	2	=	6.01	SQM
C	3.535	X	1.80	X	2	=	12.72	SQM
D	10.160	X	8.68	X	2	=	176.28	SQM
E	3.535	X	1.80	X	2	=	6.36	SQM
F	6.625	X	1.50	X	2	=	19.88	SQM
G	2.010	X	2.87	X	2	=	8.61	SQM
H	0.5 & 2.186	X	0.239	X	2	=	0.52	SQM
I	3.271	X	0.69	X	2	=	4.51	SQM
J	1.870	X	1.48	X	1	=	2.76	SQM
			TOTAL			=	314.32	SQM

DEDUCTIONS

1	1.525	X	1.80	X	1	=	2.44	SQM
2	3.000	X	1.80	X	1	=	5.40	SQM
			TOTAL			=	7.84	SQM

TOTAL COVD AREA OF TYPICAL FLOOR

314.32 -7.84 = 306.48 SQM

DETAIL AREA CALCULATION OF STILT FLOOR

a	2.100	X	6.35	X	1	=	13.32	SQM
b	1.750	X	4.87	X	1	=	8.52	SQM
c	2.800	X	5.22	X	1	=	14.61	SQM
			TOTAL			=	36.76	SQM

DETAIL AREA CALCULATION OF ALL FLOORS

PROP. COVD AREA ON STILT FL.	=	36.76 SQM
PROP. COVD AREA ON FIRST FL.	=	306.48 SQM
PROP. COVD AREA ON SECOND FL.	=	306.48 SQM
PROP. COVD AREA ON THIRD FL.	=	306.48 SQM
PROP. COVD AREA ON FOURTH FL.	=	306.48 SQM
PROP. COVD AREA ON FIFTH FL.	=	306.48 SQM
PROP. COVD AREA ON SIXTH FL.	=	306.48 SQM
PROP. COVD AREA ON SEVENTH FL.	=	306.48 SQM
PROP. COVD AREA ON EIGHTH FL.	=	306.48 SQM

TOTAL COVD AREA OF ALL THE FLOORS = 2493.60 SQM

No.	Date	DESCRIPTION
1		

REVISIONS / ADDITIONS

JOB TITLE
PROPOSED GROUP HOUSING SCHEME IN SECTOR -3A BAHADURGARH(LICENCE NO.179 OF 2007 DATED 25.4.07) BEING DEVELOPED BY M/S PRABHU SHANTI REAL ESTATE PVT. LTD.

OWNER'S SIGNATURE ARCHITECT'S SIGNATURE

For Prabhu Shanti Real Estate Pvt. Ltd.
Director

VIJAY GUPTA, B. ARCH., AIIA, FIV
Architect & Wealth Tax Valuer
601, Chiranjiv Tower, 43, Nehru Place, New Delhi-110 019
CA-75/1916

PLAN & SECTION OF TOWER - 5

PROJECT NO.

SCALE 1 : 100 DATE AUG 2009 DRAWN

ARCHITECTS
VIJAY GUPTA ARCHITECTS
601, CHIRANJIV TOWER
43, NEHRU PLACE, NEW DELHI
TEL. 011-26414761, 26460429, 26410759

DRG. NO. PDM/SUB/TS/02 R1

PRODUCED BY AN AUTODESK EDUCATIONAL PRODUCT

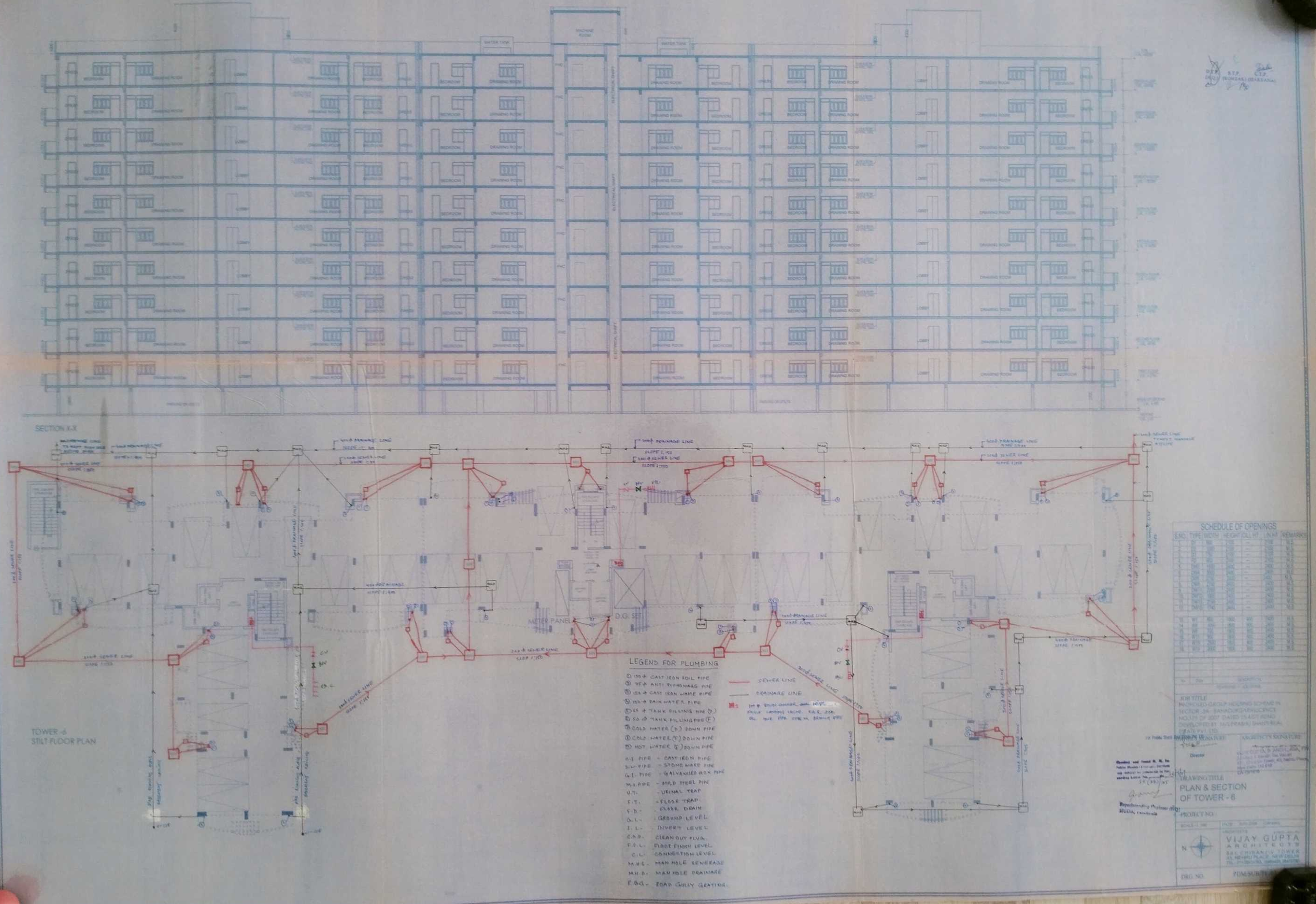
SECTION X-X
TOWER -6
STILT FLOOR PLAN
METER PANEL
D.G. SET
LEGEND FOR PLUMBING
SEWER LINE
DRAINAGE LINE
SCHEDULE OF OPENINGS
JOB TITLE
PROPOSED GROUP HOUSING SCHEME IN SECTOR 24 BANADUKA/ARCHITECT NOTIFIED OF 2007 DATED 15 AUG 2008 DEVELOPED BY M/S PRABHU SHAH REAL ESTATE PVT. LTD.
DRAWING TITLE
PLAN & SECTION OF TOWER - 6
PROJECT NO.
VIJAY GUPTA ARCHITECTS
DRG. NO.

PRODUCED BY AN AUTODESK EDUCATIONAL PRODUCT

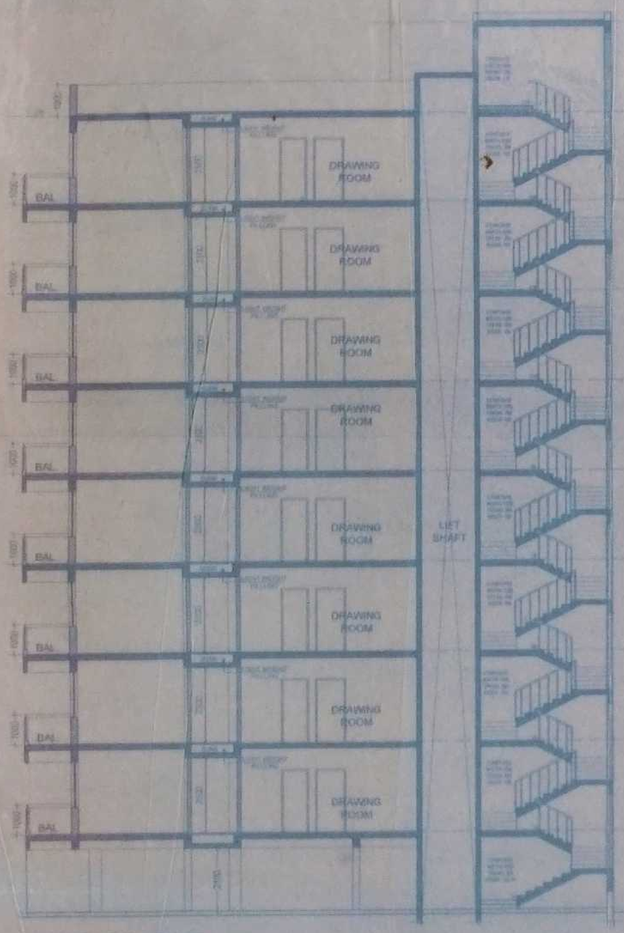

SECTION B-B

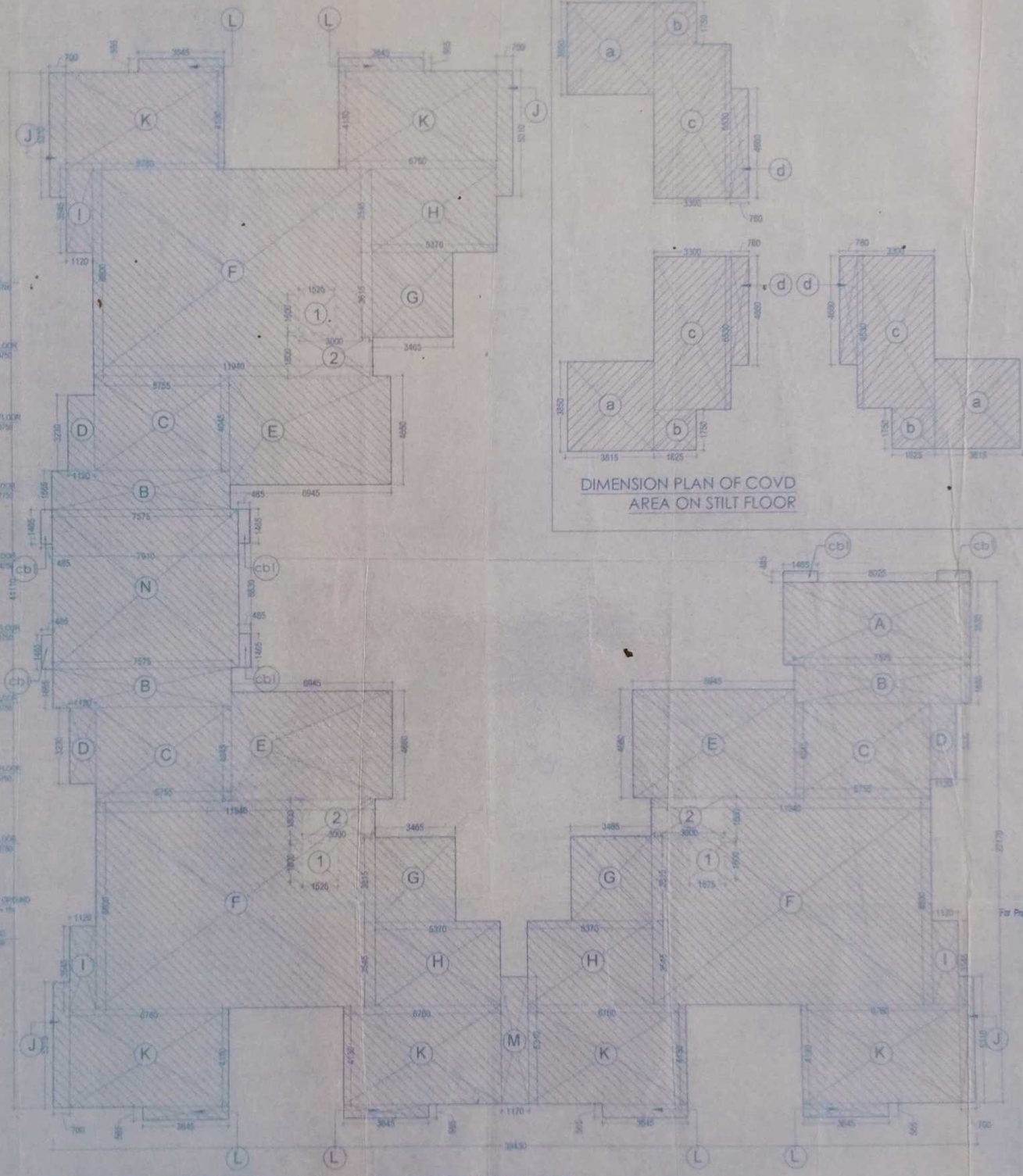

DIMENSION PLAN OF TYPICAL FLOOR FROM FIRST TO NINTH FLOOR

DIMENSION PLAN OF COVD AREA ON STILT FLOOR

AREA DETAIL OF TOWER -7
(ST + 8)

D.T.P. (HNO.) S.T.P. (ROHTAK) C.T.P. (HARYANA)

AREA CHART :-

DETAIL AREA CALCULATION OF FIRST FLOOR

A	8.03	X	3.33	X	1	=	26.73 SQM
B	7.56	X	1.67	X	3	=	37.84 SQM
C	5.76	X	4.05	X	3	=	69.94 SQM
D	1.12	X	3.23	X	3	=	10.85 SQM
E	6.95	X	4.66	X	3	=	97.09 SQM
F	11.94	X	8.80	X	3	=	315.22 SQM
G	3.47	X	3.62	X	3	=	37.58 SQM
H	5.37	X	3.55	X	3	=	57.11 SQM
I	1.12	X	3.55	X	1	=	3.97 SQM
J	0.70	X	5.31	X	4	=	14.87 SQM
K	6.76	X	4.13	X	6	=	167.51 SQM
L	3.65	X	0.57	X	6	=	12.36 SQM
M	1.17	X	5.31	X	1	=	6.21 SQM
N	7.91	X	6.83	X	1	=	54.03 SQM
cb1	0.49	X	1.47	X	6	=	4.26 SQM
			TOTAL			=	917.06 SQM

DEDUCTION

1	1.53	X	1.60	X	3	=	7.32 SQM
2	3.00	X	1.80	X	3	=	16.20 SQM
	TOTAL DEDUCTION					=	23.52 SQM

TOTAL COVD AREA ON FIRST FLOOR

= 917.06 — 23.52 = **893.54 SQM**

DETAIL AREA CALCULATION OF STILT FLOOR

a	3.82	X	3.75	X	3	=	44.06 SQM
b	1.83	X	1.75	X	3	=	9.58 SQM
c	3.90	X	6.50	X	3	=	64.85 SQM
d	0.76	X	4.66	X	3	=	10.62 SQM

TOTAL COVD AREA ON STILT FLOOR = **128.92 SQM**

DETAIL AREA CALCULATION OF ALL FLOORS

PRO. COVD AREA ON STILT FL.	=	128.92 SQM
PRO. COVD AREA ON FIRST FL.	=	893.54 SQM
PRO. COVD AREA ON SECOND FL.	=	893.54 SQM
PROP. COVD AREA ON THIRD FL.	=	893.54 SQM
PROP. COVD AREA ON FOURTH FL.	=	893.54 SQM
PROP. COVD AREA ON FIFTH FL.	=	893.54 SQM
PROP. COVD AREA ON SIXTH FL.	=	893.54 SQM
PROP COVD AREA ON SEVENTH FL.	=	893.54 SQM
PROP. COVD AREA ON EIGHTH FL.	=	893.54 SQM
TOTAL PROP. COVD AREA ON ALL FL.	=	7277.24 SQM

JOB TITLE
PROPOSED GROUP HOUSING SCHEME IN SECTOR -3A, BAHADURGARH(LICENCE NO.179 OF 2007 DATED 25.4.07) BEING DEVELOPED BY M/S PRABHU SHANTI REAL ESTATE PVT. LTD.

OWNER'S SIGNATURE
For Prabhu Shanti Real Estate Pvt. Ltd.
Director

ARCHITECT'S SIGNATURE
VIJAY GUPTA, B ARCH., AIIA, FIV
Architect & Wealth Tax Valuer
601, Chiranjiv Tower, 43, Nehru Place, New Delhi-110 019
CA-75/1918

DRAWING TITLE
DIMENSION PLAN & SECTION OF TOWER- 7

PROJECT NO.

SCALE : 1:100 | DATE : AUG2009 | DRAWN

ARCHITECTS
VIJAY GUPTA
ARCHITECTS
601, CHIRANJIV TOWER
43, NEHRU PLACE, NEW DELHI
TEL.: 011-26414783, 26465428, 26410790

DRG. NO. PDM/SUB /T7/03 R1

PRODUCED BY AN AUTODESK EDUCATIONAL PRODUCT