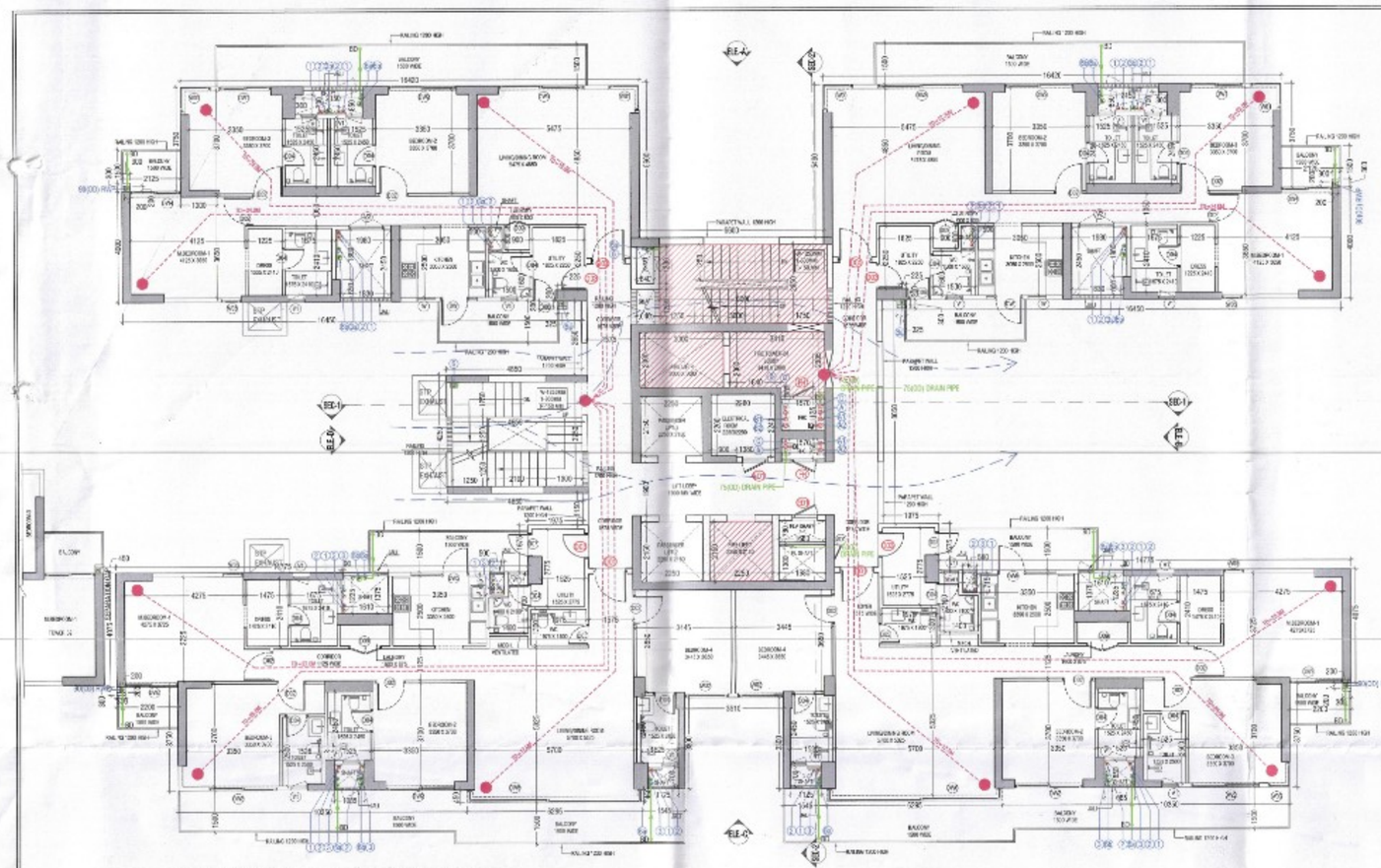

TOWER - B3_TYPICAL FLOOR (2ND,4TH TO 11TH, 13TH,15TH TO 17TH, 21TH TO 27TH,29TH TO 33RD) FLOOR PLAN

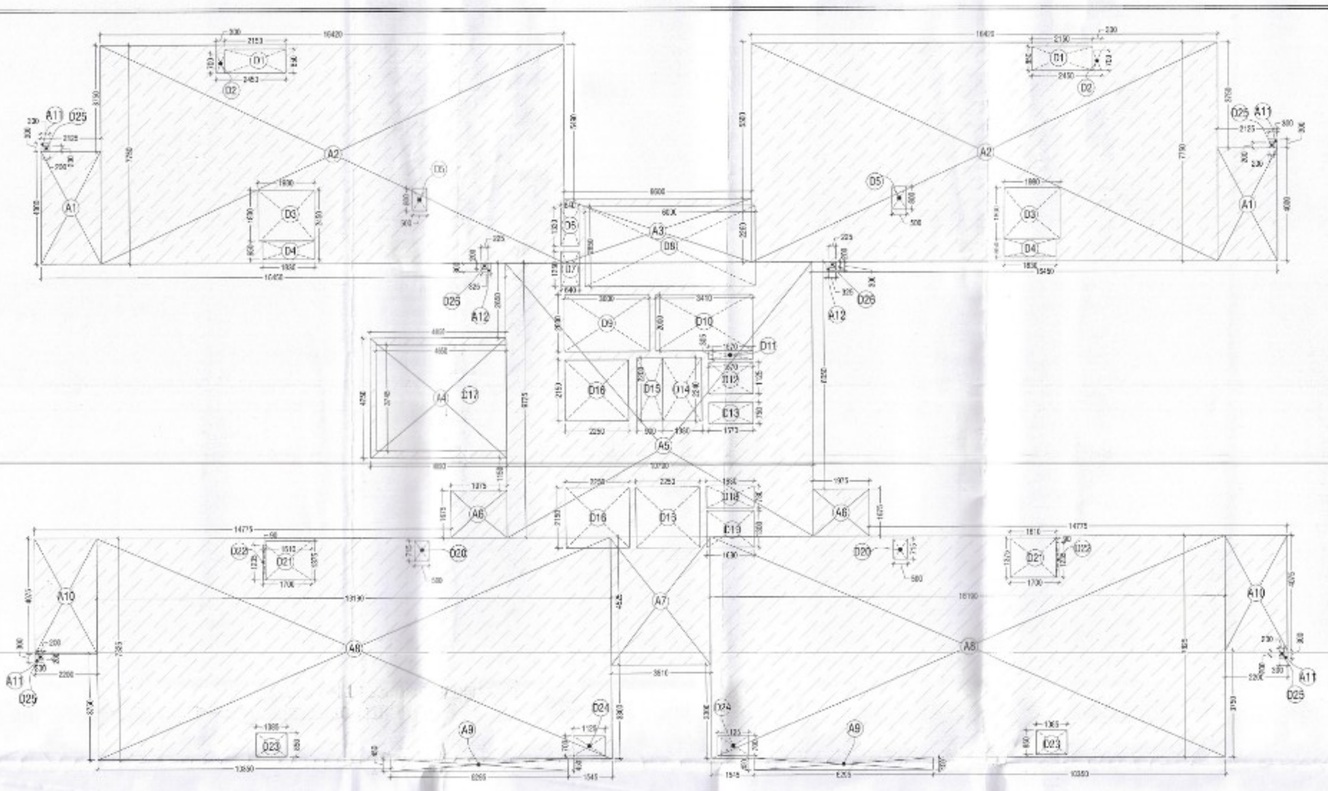

TOWER - B3_TYPICAL FLOOR (2ND,4TH TO 11TH, 13TH, 15TH TO 17TH, 21TH TO 27TH,29TH TO 33RD) AREA DIAGRAM

TOWER -B3 AREA DETAILS			
FLOORS	FAR AREA IN SQMT.	NON FAR AREA IN SQMT.	BUILTUP AREA IN SQMT.
STILT /GROUND FLOOR	308.395	475.317	783.712
1st FLOOR	649.398	98.899	748.297
2nd FLOOR	644.395	98.899	743.294
3rd FLOOR	649.398	98.899	748.297
4th FLOOR	644.395	98.899	743.294
5th FLOOR	644.395	98.899	743.294
6th FLOOR	644.395	98.899	743.294
7th FLOOR	644.395	98.899	743.294
8th FLOOR	644.395	98.899	743.294
9th FLOOR	644.395	98.899	743.294
10th FLOOR	644.395	98.899	743.294
11th FLOOR	644.395	98.899	743.294
12th FLOOR	646.896	98.899	745.796
13th FLOOR	644.395	98.899	743.294
14th FLOOR	646.896	98.899	745.796
15th FLOOR	644.395	98.899	743.294
16th FLOOR	644.395	98.899	743.294
17nd FLOOR	644.395	98.899	743.294
18rd FLOOR	646.896	98.899	745.796
19th FLOOR(REFUGE)	644.395	135.859	780.254
20th FLOOR	646.896	98.899	745.796
21th FLOOR	644.395	98.899	743.294
22th FLOOR	644.395	98.899	743.294
23th FLOOR	644.395	98.899	743.294
24th FLOOR	644.395	98.899	743.294
25th FLOOR	644.395	98.899	743.294
26th FLOOR	644.395	98.899	743.294
27th FLOOR	644.395	98.899	743.294
28th FLOOR(REFUSE)	644.395	135.859	780.254
29th FLOOR	644.395	98.899	743.294
30th FLOOR	644.395	98.899	743.294
31st FLOOR	644.395	98.899	743.294
32nd FLOOR	644.395	98.899	743.294
33rd FLOOR	644.395	98.899	743.294
34th FLOOR	516.393	91.623	608.016
35th FLOOR	357.920	87.191	445.111
36th FLOOR	357.920	87.191	445.111
TERRACE (MUMTY & LIFT)	0.000	145.570	145.570
M. ROOM & OVER HEAD TANK	0.000	128.530	128.530
TOTAL AREA ON ALL FLOOR(B3)	22825.673	4353.009	27178.682

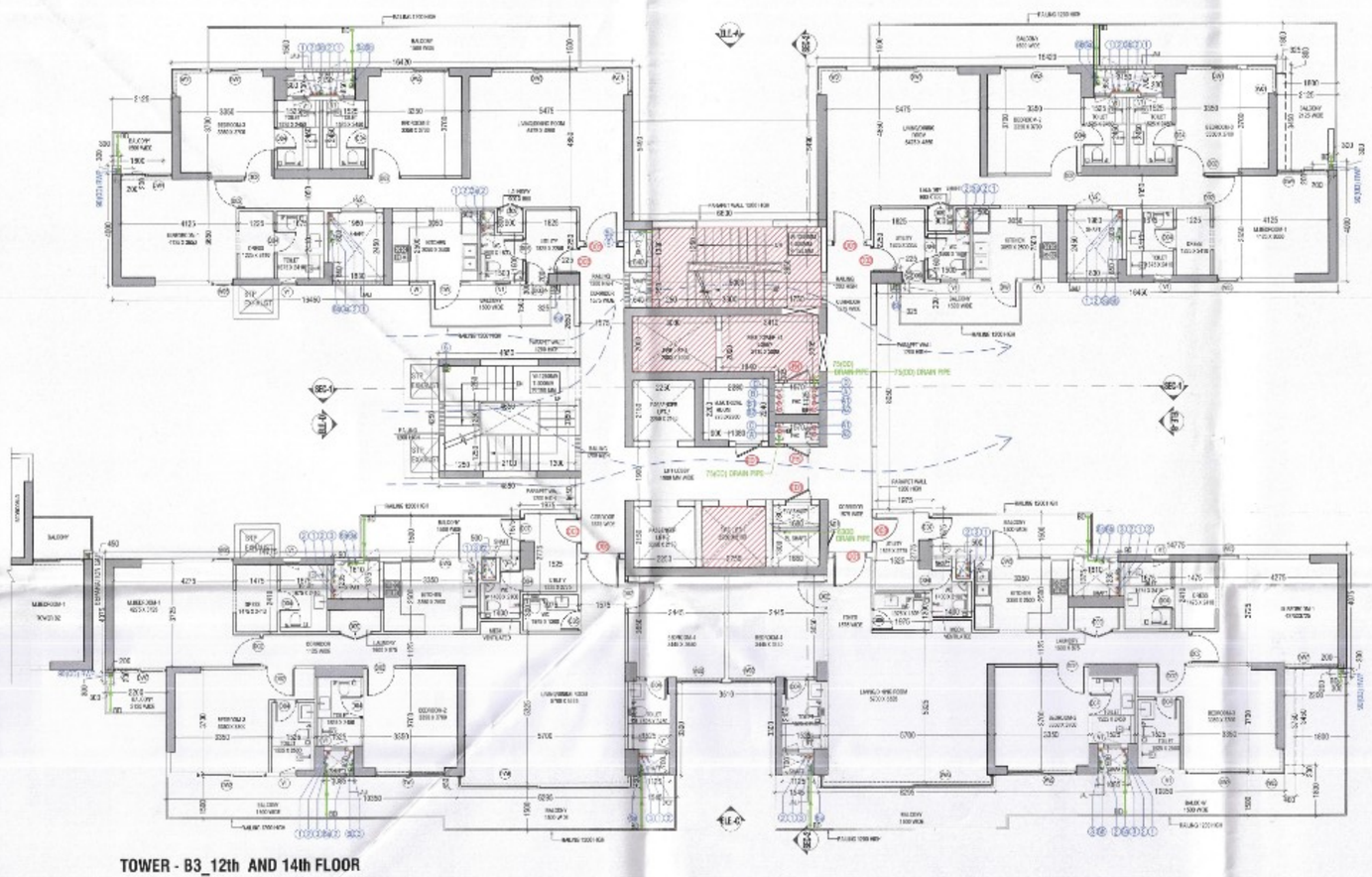

TOWER - B3_12th AND 14th FLOOR

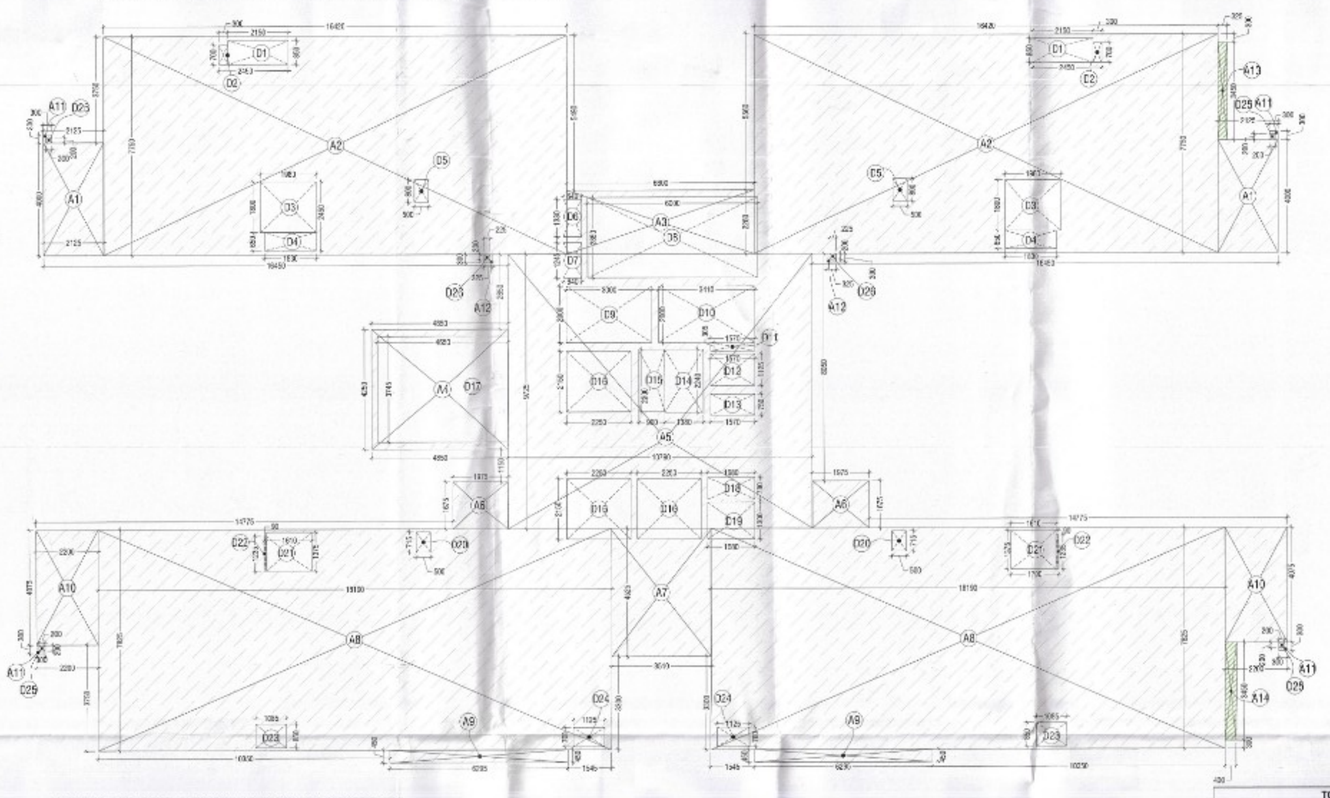

TOWER - B3_12th AND 14th FLOOR AREA DIAGRAM

TYPICAL FLOOR FAR AREA CALCULATIONS(T-B3)				
S. No.	WIDTH	LENGHT	NOS.	AREA IN SQMT
ADDITIONS (A)				
A1	2.125	4.000	2	17.000
A2	16.420	7.750	2	254.510
A3	6.600	2.260	1	14.916
A4	4.850	4.250	1	20.613
A5	10.790	9.725	1	104.933
A6	1.675	1.675	2	6.616
A7	3.510	4.525	1	15.883
A8	18.190	7.825	2	284.674
A9	6.295	0.450	2	5.666
A10	2.200	4.075	2	17.930
A11	0.300	0.300	4	0.360
A12	0.325	0.300	2	0.195
TOTAL ADDITION (A)			=	743.294
DEDUCTIONS (D)				
D1	2.150	0.850	2	3.655
D2	0.300	0.700	2	0.420
D3	1.980	1.800	2	7.128
D4	1.830	0.650	2	2.379
D5	0.500	0.800	2	0.800
D6	0.640	1.330	1	0.851
D7	0.640	1.245	1	0.797
D8	6.000	2.850	1	17.100
D9	3.000	2.000	1	6.000
D10	3.410	2.000	1	6.820
D11	1.570	0.305	1	0.479
D12	1.570	1.125	1	1.765
D13	1.570	0.750	1	1.178
D14	1.380	2.240	1	3.091
D15	0.900	2.200	1	1.980
D16	2.250	2.150	3	14.513
D17	4.650	3.745	1	17.414
D18	1.680	0.780	1	1.310
D19	1.680	1.300	1	2.184
D20	0.500	0.715	2	0.715
D21	1.610	1.375	2	4.428
D22	0.090	1.235	2	0.222
D23	1.085	0.850	2	1.845
D24	1.125	0.700	2	1.575
D25	0.200	0.200	4	0.160
D26	0.225	0.200	2	0.090
TOTAL DEDUCTIONS (D)				98.899
TOTAL TYPICAL FLOOR FAR AREA (A-D) =			=	644.395

12TH & 14TH FLOOR FAR AREA CALCULATIONS(T-B3)				
S. No.	WIDTH	LENGHT	NOS.	AREA IN SQMT
ADDITIONS (A)				
A1	2.125	4.000	2	17.000
A2	16.420	7.750	2	254.510
A3	6.600	2.260	1	14.916
A4	4.850	4.250	1	20.613
A5	10.790	9.725	1	104.933
A6	1.675	1.675	2	6.616
A7	3.510	4.525	1	15.883
A8	18.190	7.825	2	284.674
A9	6.295	0.450	2	5.666
A10	2.200	4.075	2	17.930
A11	0.300	0.300	4	0.360
A12	0.325	0.300	2	0.195
A13	0.325	3.450	1	1.121
A14	0.400	3.450	1	1.380
TOTAL ADDITION (A)			=	745.796
DEDUCTIONS (D)				
D1	2.150	0.850	2	3.655
D2	0.300	0.700	2	0.420
D3	1.980	1.800	2	7.128
D4	1.830	0.650	2	2.379
D5	0.500	0.800	2	0.800
D6	0.640	1.330	1	0.851
D7	0.640	1.245	1	0.797
D8	6.000	2.850	1	17.100
D9	3.000	2.000	1	6.000
D10	3.410	2.000	1	6.820
D11	1.570	0.305	1	0.479
D12	1.570	1.125	1	1.766
D13	1.570	0.750	1	1.178
D14	1.380	2.240	1	3.091
D15	0.900	2.200	1	1.980
D16	2.250	2.150	3	14.513
D17	4.650	3.745	1	17.414
D18	1.680	0.780	1	1.310
D19	1.680	1.300	1	2.184
D20	0.500	0.715	2	0.715
D21	1.610	1.375	2	4.428
D22	0.090	1.235	2	0.222
D23	1.085	0.850	2	1.845
D24	1.125	0.700	2	1.575
D25	0.200	0.200	4	0.160
D26	0.225	0.200	2	0.090
TOTAL DEDUCTIONS (D)				98.899
TOTAL TYPICAL FLOOR FAR AREA (A-D) =			=	646.896

Checked and found ok for Public Health (Internal) Service only subject to comments in in forwarding letter No.2824-455 dt. 27/08/2025

Superintending Engineer (HQ)
for Chief Engineer-I
HSVP, Panchkula

S.T.P.(HQ) Member Secretary S.T.P.(G) Member S.T.P.(HT) Chairman
E.P.A.C. B.P.A.C. B.P.A.C.

DTP(HQ) ATP(HQ)

AD PA ATP

SANCTIONED
TO BE READ WITH THIS OFFICE
MEMO NO.: 3764
DATED: 27/08/2025

JTP(HQ)
Member
BPAC

DINESH KUMAR
PA(HQ)

LEGEND FOR PLUMBING:-

1	100Ø SOIL & VENT PIPE
1a	100Ø SOIL & VENT PIPE
1b	200Ø SOIL & VENT PIPE
2	100Ø WASTE & VENT PIPE
2a	100Ø WASTE & VENT PIPE
2b	200Ø WASTE & VENT PIPE
3	75Ø ANTI-SYPHONAGE PIPE
3a	100Ø ANTI-SYPHONAGE PIPE
3b	150Ø ANTI-SYPHONAGE PIPE
4	DOMESTIC WATER SUPPLY MAIN PIPE
4a	DOMESTIC WATER SUPPLY BRANCH PIPE
5	FLUSHING WATER SUPPLY MAIN PIPE
5a	FLUSHING WATER SUPPLY BRANCH PIPE
6	75Ø RAIN WATER PIPE
6a	100Ø RAIN WATER PIPE
6b	150Ø RAIN WATER PIPE
6c	200Ø RAIN WATER PIPE
7	DOMESTIC WATER TANK FILLING PIPE
8	FLUSHING WATER TANK FILLING PIPE

FIRE FIGHTING LEGEND:-

(A)	150Ø FIRE PIPE FOR LOW RISE
(B)	150Ø FIRE PIPE FOR MID RISE
(C)	150Ø FIRE PIPE FOR HIGH RISE
(E)	150Ø SPRINKLER PIPE FOR LOW RISE
(F)	150Ø SPRINKLER PIPE FOR MID RISE
(G)	150Ø SPRINKLER PIPE FOR HIGH RISE
(D)	80Ø SPRINKLER DRAIN PIPE
(I)	150Ø FIRE PIPE FROM FIRE CHT TO BASEMENT
	FIRE HOSE CABINET

NOTE
EACH FIRE HOSE CABINET SHALL CONSIST OF
1 NO. - 55 SINGLE HEADED HYDRANT VALVE (63mm)
2 No. - FIRE HOSES 63mm 15M LONG WITH ACCESSORIES
1 No - SHORT BRANCH PIPE
1 No - FIRST AID HOSE REEL DRUM
1 No - ABC TYPE FIRE EXT. (6.0KG)
1 No - DCP TYPE FIRE EXT. (4.5KG)

TOWER B DOOR WINDOW SCHEDULE					
NAME	WIDTH	HEIGHT	CILL	LINTEL	LOCATION
ED1	900	2250	150	2400	ELE. ROOM / ELV. SHAFT 2 HR FIRE RATING
FH	900	2250	150	2400	FHC
FD1	1200	2400	0	2400	STAIRCASE 2 HR FIRE RATING
FD2	1000	2400	0	2400	FIRE CONTROL ROOM STILT
FD3	1200	2400	0	2400	ELECTRICAL METER ROOM STILT
AD1	600	2250	150	2400	PL SHAFT
D01	1200	2400	0	2400	UNIT ENTRY / TERRACE 1 HR FIRE RATING
D01A	1200	2100	0	2100	TERRACE
D02	1050	2400	0	2400	ROOM
D03	900	2400	0	2400	UTILITY ROOM ENTRY 1 HR. FIRE RATING
D04	800	2400	0	2400	TOILET
D05	750	2400	0	2400	TOILET
D06	800	2400	0	2400	UTILITY BALCONY
D07	825	2500	0	2400	UTILITY BALCONY
D08	1200	2400	0	2400	HANDICAPPED TOILET
D09	900/1150	2400	0	2400	LAUNDRY
D10	1575	2400	0	2400	STILT CORRIDOR
DW1	1000/300	2400/1300	0/1050	2400	KITCHEN TO BALCONY
DW1	1850	2400	0	2400	BEDROOM TO BALCONY
DW2	2450	2400	0	2400	BEDROOM TO BALCONY
DW3	3050	2400	0	2400	LIVING ROOM TO BALCONY
DW4	1825	2400	0	2400	BEDROOM TO BALCONY
DW5	1000/1100	2400/1300	0/1050	2400	KITCHEN TO BALCONY
DW6	900/6255	2400	0/1050	2400	LIVING ROOM TO BALCONY
DW7	1900	2400	0	2400	BEDROOM TO BALCONY
W	650	1350	1050	2400	KITCHEN TO BALCONY
W01	900/1075	2400	0	2400	LIVING ROOM TO BALCONY
W02	1595	2400	0	2400	BEDROOM
W03	900/775	2400	0	2400	BEDROOM
W04	870	2400	0	2400	LIVING ROOM
W05	750	2400	0	2400	BEDROOM
V1	600	1200	1200	2400	TOILET
V2	1200	1200	1200	2400	TOILET
GL1	1800/14640	3000/4900	0	3000/4900	ENTRANCE LOBBY STILT
GL2	3800/3050	4900	0	4900	WAITING LOUNGE STILT
GL3	1150	3700	1200	4900	WAITING LOUNGE STILT
GL4	1640	3700	1200	4900	CORRIDOR STILT
GL5	2230	3700	1200	4900	CORRIDOR STILT

KEY PLAN

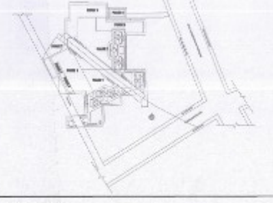

PRINCIPAL ARCHITECT

ACPL
ACPL Design LLP

N

CLIENT
EMAAR INDIA LTD.

PROJECT
PROPOSED RESIDENTIAL COLONY UNDER NILP POLICY DATED 11.05.2022(ON THE ADDITIONAL AREA MEASURING 1.4625 ACRES (LICENCE NO. 75 OF 2025 DATED 22.05.2025) ADJOINING TO ALREADY LICENSE GRANTED AREA MEASURING 24.4375 ACRES (LICENCE NO. 10 OF 2025 DATED 16.01.2025)[HERRY MAKING TOTAL AREA MEASURING 25.90 ACRES, SECTOR-89, GURUGRAM BEING DEVELOPED BY EMAAR INDIA LTD.

EMAAR INDIA LIMITED

OWNER/AUTH. SIGNATURE

T. GURANGARI
ARCHITECT
CA/97/21741

ARCHITECTS SIGNATURE

DRAWING TITLE: TOWER-B3 (TYPICAL 2ND,4TH TO 11TH, 13TH,15TH TO 17TH, 21TH TO 27TH,29TH TO 33RD), 12TH - & 14TH FLOOR PLAN AND AREA DIAGRAM

DRAWING NO. A-02

SCALE : 1:100