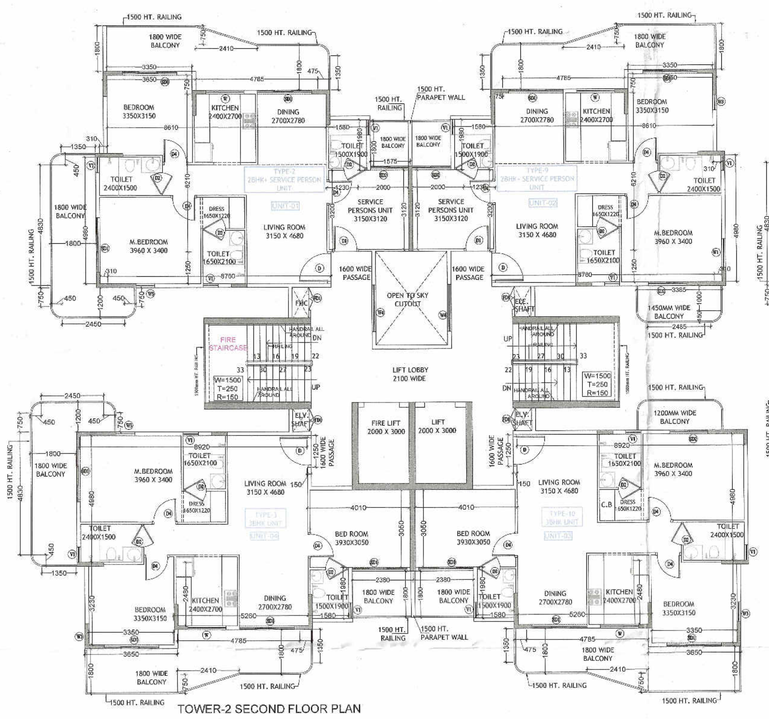

TOWER-2 SECOND FLOOR PLAN

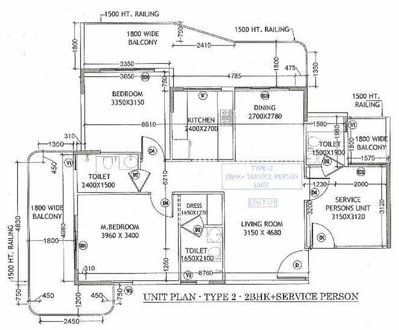

UNIT PLAN - TYPE 2 - 2BHK+SERVICE PERSON

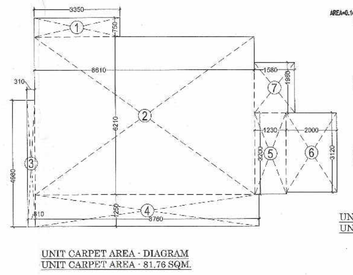

UNIT CARPET AREA - DIAGRAM
UNIT CARPET AREA - 81.76 SQM.

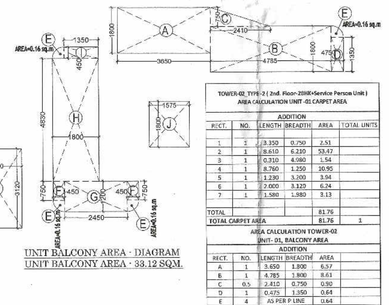

UNIT BALCONY AREA - DIAGRAM
UNIT BALCONY AREA - 33.12 SQM.

TOWER-02_TYPE-2 (2nd. Floor-2BHK+Service Person Unit)
AREA CALCULATION UNIT -01 CARPET AREA

ADDITION					
RECT.	NO.	LENGTH	BREADTH	AREA	TOTAL UNITS
1	1	2.350	0.750	1.76	
2	1	8.410	6.220	52.31	
3	1	0.710	4.980	3.54	
4	1	1.250	3.200	4.00	
5	1	2.290	1.200	2.75	
6	1	2.060	3.120	6.43	
7	1	1.580	1.980	3.13	
TOTAL				81.76	1
TOTAL CARPET AREA				81.76	1

AREA CALCULATION TOWER-02
UNIT- 01, BALCONY AREA

ADDITION					
RECT.	NO.	LENGTH	BREADTH	AREA	
A	1	3.650	1.800	6.57	
B	1	4.785	1.800	8.61	
C	0.5	2.410	0.750	0.90	
D	1	0.475	1.350	0.64	
E	4	AS PER P.LINE		0.64	
F	2	0.450	0.750	0.68	
G	2	2.450	1.200	2.94	
H	3	1.800	0.550	3.69	
I	1	1.350	0.450	0.61	
J	1	1.575	1.800	2.84	
TOTAL				33.12	
TOTAL BALCONY AREA				33.12	

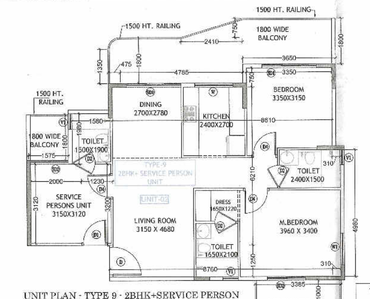

UNIT PLAN - TYPE 9 - 2BHK+SERVICE PERSON

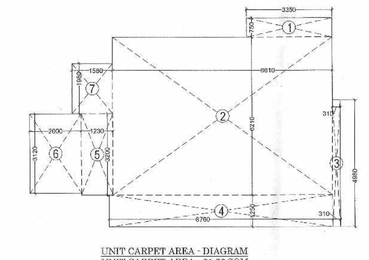

UNIT CARPET AREA - DIAGRAM
UNIT CARPET AREA - 81.76 SQM.

TOWER-02_TYPE -01 (2nd. Floor-2BHK+Service Person Unit)
AREA CALCULATION UNIT-02 CARPET AREA

ADDITION					
RECT.	NO.	LENGTH	BREADTH	AREA	TOTAL UNITS
1	1	3.350	0.750	2.51	
2	1	8.410	6.710	56.43	
3	1	0.310	4.980	1.54	
4	1	8.760	1.250	10.95	
5	1	1.230	3.200	3.94	
6	1	2.000	3.120	6.24	
7	1	1.580	1.980	3.13	
TOTAL				81.76	
TOTAL CARPET AREA				81.76	1

AREA CALCULATION TOWER-02
UNIT- 02, BALCONY AREA

ADDITION				
RECT.	NO.	LENGTH	BREADTH	AREA
A	1	3.650	1.800	6.57
B	1	4.785	1.800	8.61
C	0.5	2.410	0.750	0.90
D	1	0.475	1.350	0.64
E	4	AS PER P.LINE		0.64
F	2	0.450	0.750	0.68
G	2	2.450	1.200	2.94
H	3	1.800	0.550	3.69
I	1	1.350	0.450	0.61
J	1	1.575	1.800	2.84
TOTAL				33.12
TOTAL BALCONY AREA				33.12

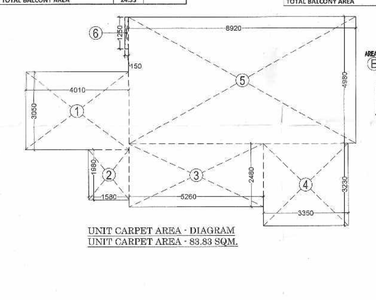

UNIT PLAN - TYPE 10 - 3BHK

UNIT CARPET AREA - DIAGRAM
UNIT CARPET AREA - 83.83 SQM.

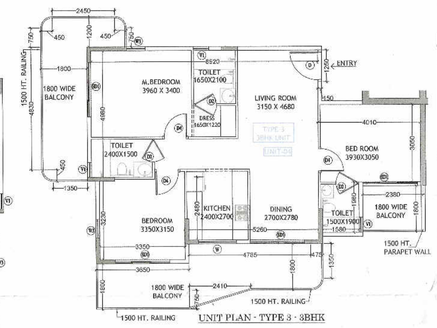

UNIT PLAN - TYPE 3 - 3BHK

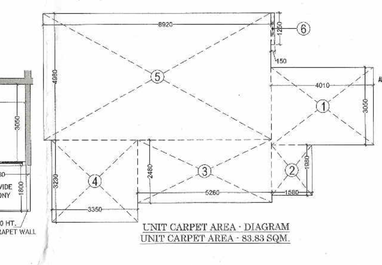

UNIT CARPET AREA - DIAGRAM
UNIT CARPET AREA - 83.83 SQM.

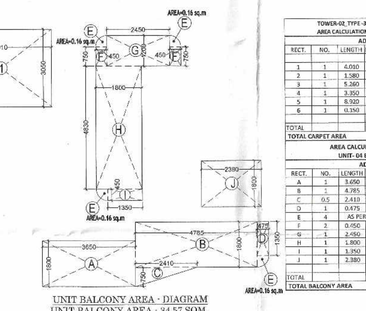

UNIT BALCONY AREA - DIAGRAM
UNIT BALCONY AREA - 34.57 SQM.

TOWER-02_TYPE -3 (Typical Floor-3BHK Unit)
5th., 10th. & 13th.
AREA CALCULATION UNIT -03 CARPET AREA

ADDITION					
RECT.	NO.	LENGTH	BREADTH	AREA	TOTAL UNITS
1	1	4.010	0.550	2.21	
2	1	1.580	1.980	3.13	
3	1	1.380	1.980	2.73	
4	1	5.260	2.480	13.05	
5	1	2.320	3.200	7.42	
6	1	2.000	3.120	6.24	
7	1	1.580	1.980	3.13	
TOTAL				83.83	1
TOTAL CARPET AREA				83.83	1

AREA CALCULATION TOWER-02
UNIT- 03, BALCONY AREA

ADDITION				
RECT.	NO.	LENGTH	BREADTH	AREA
A	1	3.650	1.800	6.57
B	1	4.785	1.800	8.61
C	0.5	2.410	0.750	0.90
D	1	0.475	1.350	0.64
E	4	AS PER P.LINE		0.64
F	2	0.450	0.750	0.68
G	2	2.450	1.200	2.94
H	3	1.800	0.550	3.69
I	1	1.350	0.450	0.61
J	1	1.575	1.800	2.84
TOTAL				34.57
TOTAL BALCONY AREA				34.57

UNIT CARPET AREA - DIAGRAM
UNIT CARPET AREA - 83.83 SQM.

UNIT BALCONY AREA - DIAGRAM
UNIT BALCONY AREA - 27.69 SQM.

SECOND FLOOR UNITS
TYPE-2, & 3 & TYPE -9 &10

TYPE -2
CARPET AREA - 81.76 SQM.
BALCONY AREA - 33.12 SQM.
TYPE -3
CARPET AREA - 83.83 SQM.
BALCONY AREA - 34.57 SQM.
TYPE-9
CARPET AREA - 81.76 SQM.
BALCONY AREA - 24.55 SQM.
TYPE-10
CARPET AREA - 83.83 SQM.
BALCONY AREA - 27.69 SQM.

TOWER DETAIL :-
TOWER NO - 02 TYPE-2 = 1 NOS. X 1 FLOORS = 1 NOS
TOWER NO - 02 TYPE-3 = 1 NOS. X 1 FLOORS = 1 NOS.
TOWER NO - 02 TYPE-9 = 1 NOS. X 1 FLOORS = 1 NOS
TOWER NO - 02 TYPE-10 = 1 NOS. X 1 FLOORS = 1 NOS.
TOTAL UNITS = 4 NOS.

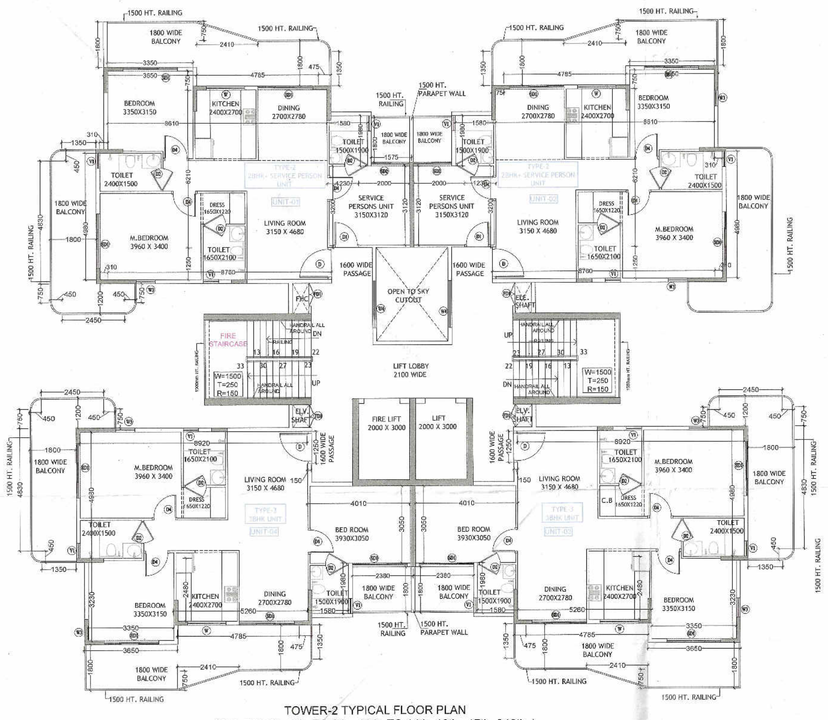

TOWER-2 TYPICAL FLOOR PLAN
(3rd. TO 4th., 6th. TO 9th., 11th. TO 14th.,16th., 17th. &18th.)

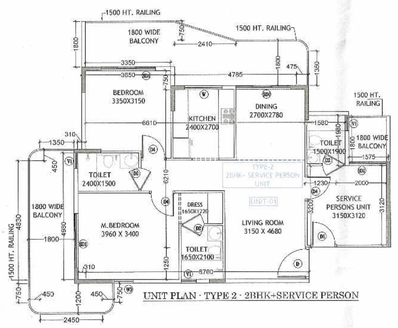

UNIT PLAN - TYPE 2 - 2BHK+SERVICE PERSON

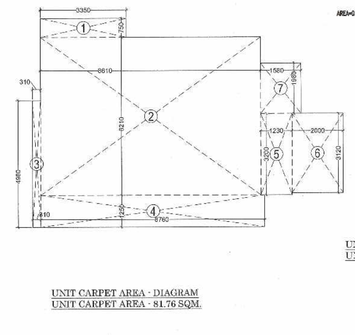

UNIT CARPET AREA - DIAGRAM
UNIT CARPET AREA - 81.76 SQM.

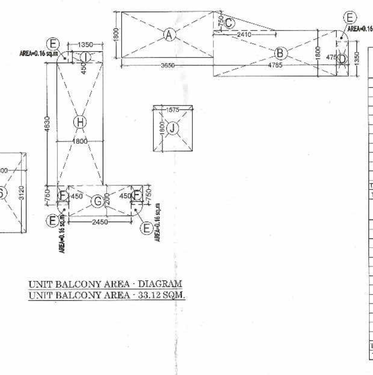

UNIT BALCONY AREA - DIAGRAM
UNIT BALCONY AREA - 33.12 SQM.

TOWER-02_TYPE-2A (Typical Floor-3BHK Unit)
3rd.,4th.,6th.,7th.,8th.,9th.,11th.,12th.,14th.,16th.,17th.&18th.
AREA CALCULATION UNIT -02 & 04 CARPET AREA

ADDITION					
RECT.	NO.	LENGTH	BREADTH	AREA	TOTAL UNITS
3	1	3.350	0.750	2.51	
2	1	8.410	6.710	56.43	
3	1	0.310	4.980	1.54	
4	1	8.760	1.250	10.95	
5	1	1.230	3.200	3.94	
6	1	2.000	3.120	6.24	
7	1	1.580	1.980	3.13	
TOTAL				81.76	
TOTAL CARPET AREA				81.76	25

AREA CALCULATION TOWER-02
UNIT- 02, & 04 BALCONY AREA

ADDITION				
RECT.	NO.	LENGTH	BREADTH	AREA
A	1	3.650	1.800	6.57
B	1	4.785	1.800	8.61
C	0.5	2.410	0.750	0.90
D	1	0.475	1.350	0.64
E	4	AS PER P.LINE		0.64
F	2	0.450	0.750	0.68
G	2	2.450	1.200	2.94
H	3	1.800	0.550	3.69
I	1	1.350	0.450	0.61
J	1	1.575	1.800	2.84
TOTAL				34.57
TOTAL BALCONY AREA				34.57

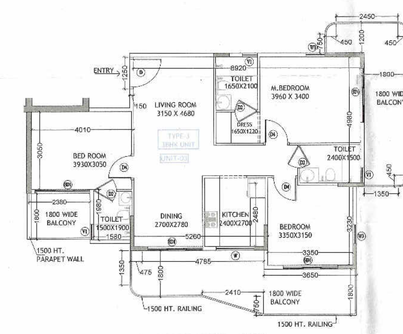

UNIT PLAN - TYPE 3 - 3BHK

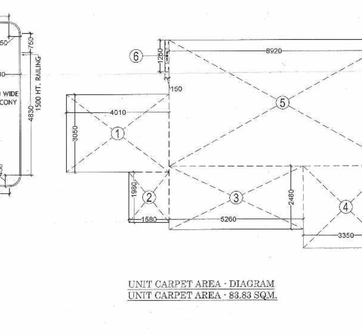

UNIT CARPET AREA - DIAGRAM
UNIT CARPET AREA - 83.83 SQM.

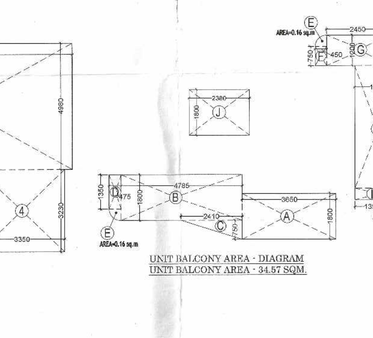

UNIT BALCONY AREA - DIAGRAM
UNIT BALCONY AREA - 34.57 SQM.

TOWER-02_TYPE-2 (Typical Floor-2BHK+Service Person Unit)
5th., 10th. & 13th.
AREA CALCULATION UNIT -03 CARPET AREA

ADDITION					
RECT.	NO.	LENGTH	BREADTH	AREA	TOTAL UNITS
1	1	4.010	0.550	2.21	
2	1	1.580	1.980	3.13	
3	1	1.380	1.980	2.73	
4	1	5.260	2.480	13.05	
5	1	2.320	3.200	7.42	
6	1	2.000	3.120	6.24	
7	1	1.580	1.980	3.13	
TOTAL				81.76	
TOTAL CARPET AREA				81.76	3

AREA CALCULATION TOWER-02
UNIT- 03, BALCONY AREA

ADDITION				
RECT.	NO.	LENGTH	BREADTH	AREA
A	1	3.650	1.800	6.57
B	1	4.785	1.800	8.61
C	0.5	2.410	0.750	0.90
D	1	0.475	1.350	0.64
E	4	AS PER P.LINE		0.64
F	2	0.450	0.750	0.68
G	2	2.450	1.200	2.94
H	3	1.800	0.550	3.69
I	1	1.350	0.450	0.61
J	1	1.575	1.800	2.84
TOTAL				33.12
TOTAL BALCONY AREA				33.12



UNIT CARPET AREA - DIAGRAM
UNIT CARPET AREA - 81.76 SQM.

UNIT BALCONY AREA - DIAGRAM
UNIT BALCONY AREA - 33.12 SQM.

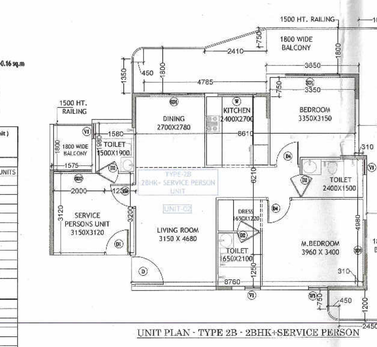

UNIT PLAN - TYPE 2B - 2BHK+SERVICE PERSON

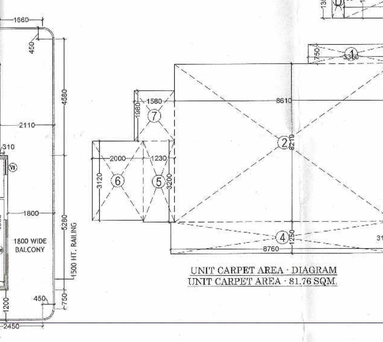

UNIT CARPET AREA - DIAGRAM
UNIT CARPET AREA - 81.76 SQM.

UNIT BALCONY AREA - DIAGRAM
UNIT BALCONY AREA - 43.70 SQM.

TYPICAL FLOOR UNITS
TYPE-2, & TYPE -3

TYPE -2
CARPET AREA - 81.76 SQM.
BALCONY AREA - 33.12 SQM.
TYPE -3
CARPET AREA - 83.83 SQM.
BALCONY AREA - 34.57 SQM.

TOWER DETAIL :-
TOWER NO - 02 TYPE-2 = 2 NOS. X 13 FLOORS = 25 NOS.(REFUSE 17TH FLOOR)
TOWER NO - 02 TYPE-3 = 2 NOS. X 13 FLOORS = 26 NOS.
TOTAL UNITS = 51 NOS.

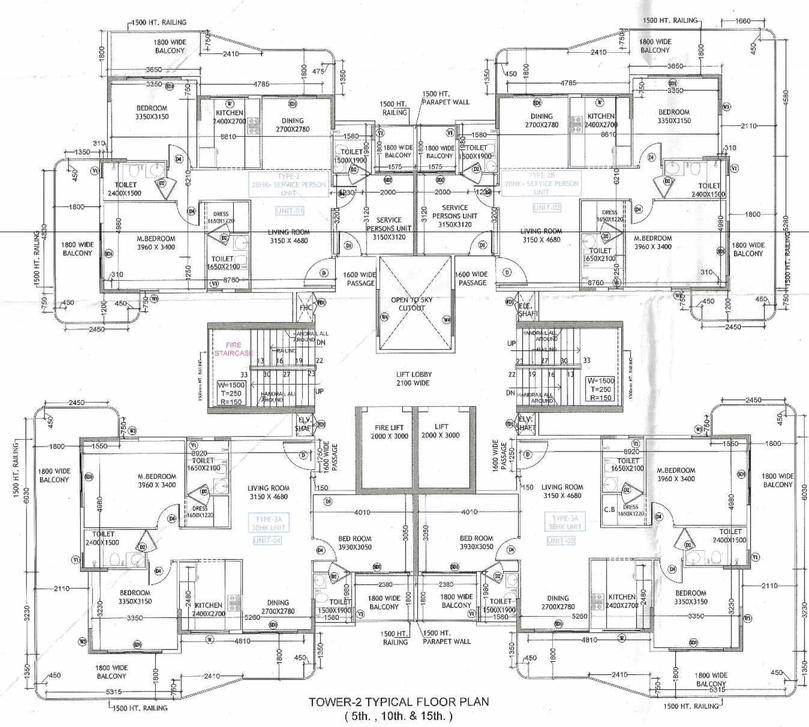

TOWER-2 TYPICAL FLOOR PLAN
(5th. , 10th. & 15th.)

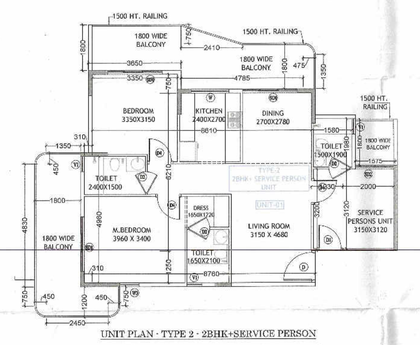

UNIT PLAN - TYPE 2 - 2BHK+SERVICE PERSON

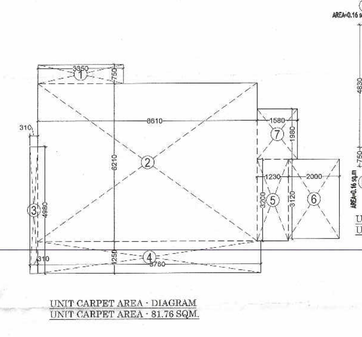

UNIT CARPET AREA - DIAGRAM
UNIT CARPET AREA - 81.76 SQM.

UNIT BALCONY AREA - DIAGRAM
UNIT BALCONY AREA - 33.12 SQM.

TOWER-02_TYPE-2 (Typical Floor-2BHK+Service Person Unit)
5th., 10th. & 13th.
AREA CALCULATION UNIT -03 CARPET AREA

ADDITION					
RECT.	NO.	LENGTH	BREADTH	AREA	TOTAL UNITS
1	1	4.010	0.550	2.21	
2	1	1.580	1.980	3.13	
3	1	1.380	1.980	2.73	
4	1	5.260	2.480	13.05	
5	1	2.320	3.200	7.42	
6	1	2.000	3.120	6.24	
7	1	1.580	1.980	3.13	
TOTAL				81.76	
TOTAL CARPET AREA				81.76	3

AREA CALCULATION TOWER-02
UNIT- 03, BALCONY AREA

ADDITION				
RECT.	NO.	LENGTH	BREADTH	AREA
A	1	3.650	1.800	6.57
B	1	4.785	1.800	8.61
C	0.5	2.410	0.750	0.90
D	1	0.475	1.350	0.64
E	4	AS PER P.LINE		0.64
F	2	0.450	0.750	0.68
G	2	2.450	1.200	2.94
H	3	1.800	0.550	3.69
I	1	1.350	0.450	0.61
J	1	1.575	1.800	2.84
TOTAL				33.12
TOTAL BALCONY AREA				33.12

UNIT CARPET AREA - DIAGRAM
UNIT CARPET AREA - 81.76 SQM.

UNIT BALCONY AREA - DIAGRAM
UNIT BALCONY AREA - 33.12 SQM.

UNIT PLAN - TYPE 3A - 3BHK

UNIT CARPET AREA - DIAGRAM
UNIT CARPET AREA - 83.83 SQM.

UNIT BALCONY AREA - DIAGRAM
UNIT BALCONY AREA - 45.20 SQM.

TOWER-02_TYPE -3A (Typical Floor-3BHK+Service Person Unit)
5th., 10th. & 13th.
AREA CALCULATION UNIT -03 & 05 CARPET AREA

ADDITION					
RECT.	NO.	LENGTH	BREADTH	AREA	TOTAL UNITS
1	1	4.010	0.550	2.21	
2	1	1.580	1.980	3.13	
3	1	1.380	1.980	2.73	
4	1	5.260	2.480	13.05	
5	1	2.320	3.200	7.42	
6	1	2.000	3.120	6.24	
7	1	1.580	1.980	3.13	
TOTAL				83.83	
TOTAL CARPET AREA				83.83	6

AREA CALCULATION TOWER-02
UNIT- 05 & 04 BALCONY AREA

ADDITION				
RECT.	NO.	LENGTH	BREADTH	AREA
A	1	2.450	0.400	1.10
B	1	1.550	0.750	1.16
C	1	1.800	0.900	10.35
D	1	2.110	3.230	6.82
E	1	0.475	1.350	0.64
F	2	0.450	1.350	1.22
G	1	5.313	1.800	9.57
H	0.5	2.410	0.750	0.90
I	1	4.810	1.800	8.66
J	1	2.380	1.800	4.28
TOTAL				45.20
TOTAL BALCONY AREA				45.20

TYPICAL FLOOR UNITS
TYPE-2, TYPE-2B & TYPE -3A

TYPE -2
CARPET AREA - 81.76 SQM.
BALCONY AREA - 33.12 SQM.
TYPE-2B
CARPET AREA - 81.76 SQ.MT.
BALCONY AREA - 43.70 AQ.MT.
TYPE -3A
CARPET AREA - 83.83 SQM.
BALCONY AREA - 45.20 SQM.

TOWER DETAIL :-
TOWER NO - 02 TYPE-2 = 1 NOS. X 3 FLOORS = 3 NOS.
TOWER NO - 02 TYPE-2B = 1 NOS. X 3 FLOORS = 3 NOS.
TOWER -02 TYPE-3A = 2 NOS. X 3 FLOORE = 6 NOS.
TOTAL UNITS = 12 NOS.

S.T.P.(HQ) Member Secretary BPAC
S.T.P.(G) Member BPAC
C.T.P.(HR) Chairman BPAC
JD
P.C
A.T.P.
JD(HQ)
FSO, (HQ) Member BPAC
ATP (HQ)

SANCTIONED
TO BE READ WITH THIS OFFICE
MEMO NO.:
DATED :

NOTE :- BUILDING STRUCTURE

1. Mivan Shuttering Structure
2. All External Wall Non Load Bearing Structure R.C.C Wall 150 mm th.
3. All Internal Wall Non Load Bearing Structure R.C.C Wall 60 mm th.
4. All External and Internal Load Bearing Shear R.C.C Column / Wall 200 mm th.

N O T E S

1. Dimensions are not to be scaled.
2. All dimensions are in mm.
3. All windows and ventilators are openable.
4. Lift CUT OUT are mechanically Pressurized.
5. Fire services install as per NBC.
6. 100% power backup for emergency services.

CLIENT:-
ROF INFRATECH AND HOUSING PVT LTD.

PROJECT TITLE
TOWER-2 UNITS CARPET AREA & BALCONY AREA CALCULATION

Owner's Sign&Stamp
For ROF Infratech and Housing Pvt. Ltd.
Authorised Signatory

Architect's Sign&Stamp
VIMAL BAJAJ
Architect CA/96/19791
938, Sector-14, Gurgaon

Checked and found as per Public Health (Internal) Service only subject to comments in forwarding letter No. 2812 dt. 5/12/26

Executive Engineer

PROJECT TITLE
PROPOSED BUILDING PLAN OF GROUP HOUSING COLONY (UNDER RETIREMENT HOUSING POLICY DATED 17.08.2021) AREA MEASURING 2.08125 ACRES (LICENSE NO 129 OF 2024 DATED 24/10/2024)
IN SECTOR -36 SOHNA
BEING DEVELOPED BY ROF INFRATECH AND HOUSING PVT.LTD

Drawing Title :	TOWER-2 CATEGORY TYPE -02 & 02D, 03 & 03A , 09 & 10 : 2nd. FLOOR & TYPICAL FLOOR 3rd. TO 4th., 6th. TO 9th., 11th. TO 14th., 16th., 17th. & 18th. & 5th., 10th. & 15th. FLOOR CARPET AREA & BALCONY AREA CALCULATION		
Scale :	1: 200	Project No :	Rev :
		Drawing Code :	Drawing No : SUB-14
Drawn By :			
Checked By	ASHOK		
Sheet Size :	A0 841x1189mm	Drawing Status : Submission Drawing	