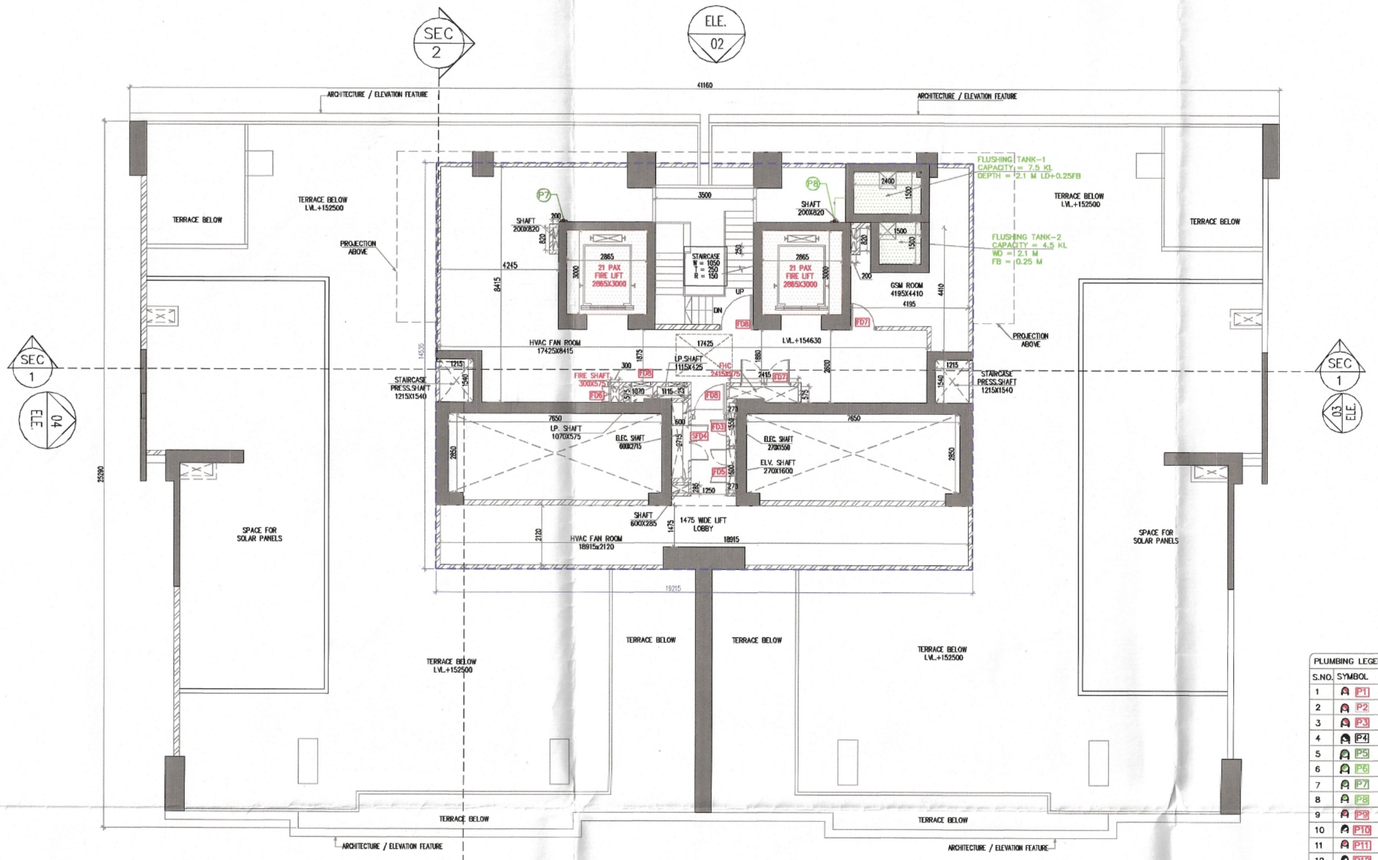

WATER TANK & SERVICE FLOOR PLAN
LVL.+155200
TOWER-A

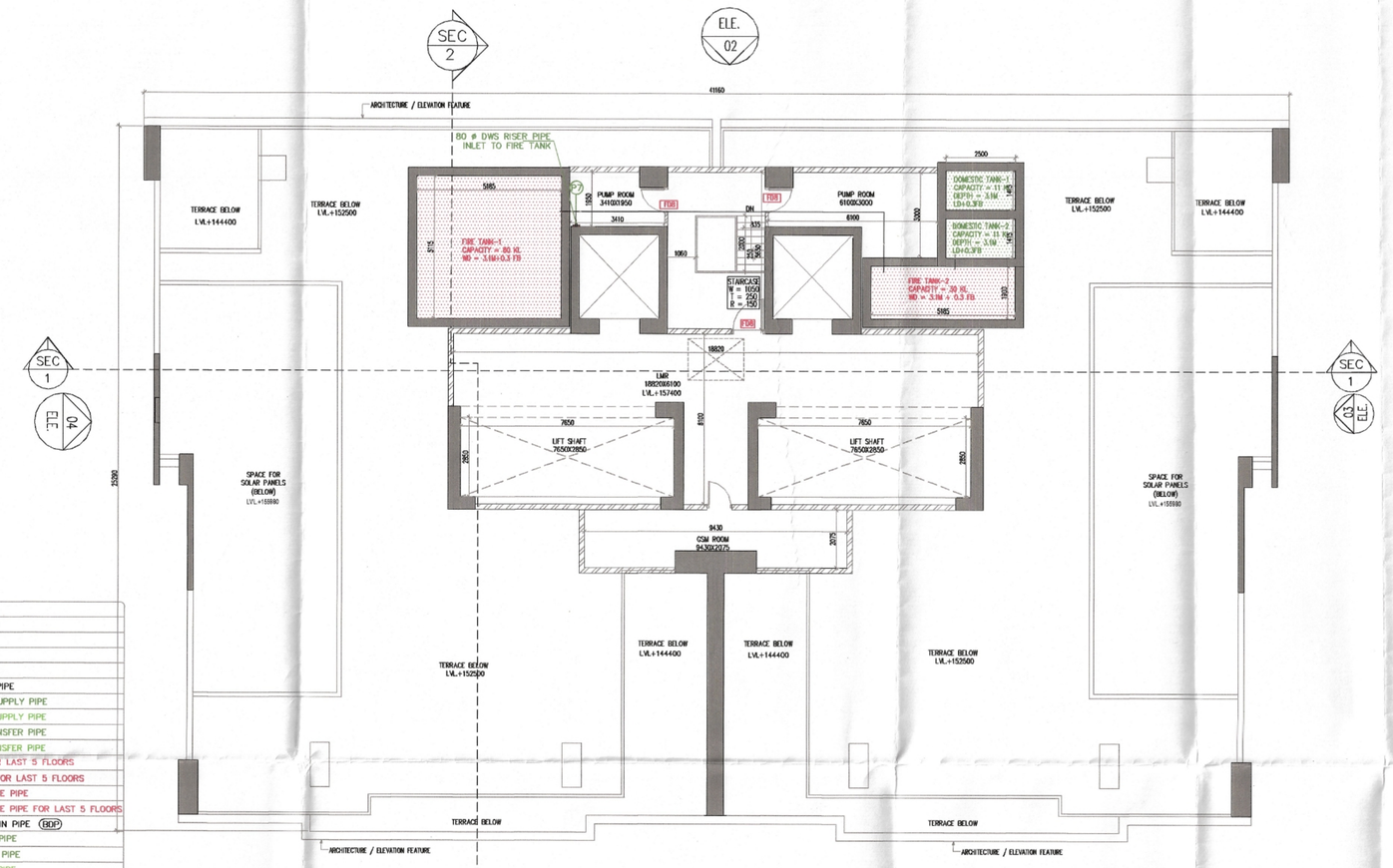

LMR PLAN
LVL.+157850
TOWER-A

PLUMBING LEGEND--		
S.NO.	SYMBOL	DESCRIPTION
1	P1	#110 SOIL PIPE
2	P2	#110 VENT PIPE
3	P3	#110 WASTE PIPE
4	P4	#160 RAIN WATER PIPE
5	P5	DOMESTIC WATER SUPPLY PIPE
6	P6	FLUSHING WATER SUPPLY PIPE
7	P7	#50 DOMESTIC TRANSFER PIPE
8	P8	#65 FLUSHING TRANSFER PIPE
9	P9	#110 SOIL PIPE FOR LAST 5 FLOORS
10	P10	#110 WASTE PIPE FOR LAST 5 FLOORS
11	P11	#110 KITCHEN WASTE PIPE
12	P12	#110 KITCHEN WASTE PIPE FOR LAST 5 FLOORS
13	P13	#160 BALCONY DRAIN PIPE (GOP)
14		DOMESTIC GRAVITY PIPE
15		DOMESTIC BOOSTER PIPE
16		FLUSHING GRAVITY PIPE
17		FLUSHING BOOSTER PIPE
18		FIRE PIPE
19	P14	#160 RAIN WATER PIPE
20	P15	#160 SOIL PIPE
21	P16	#160 WASTE PIPE
22		ISOLATION VALVE

FIRE FIGHTING LEGEND--		
S.NO.	SYMBOL	DESCRIPTION
1	A	150Ø FIRE HYDRANT RISER-LOW ZONE-1 FOR PUMP ROOM TO 6TH FLOOR
2	B	150Ø FIRE HYDRANT RISER-HIGH ZONE-1 FOR 7TH FLOOR TO 18TH FLOOR
3	C	150Ø FIRE HYDRANT RISER-LOW ZONE-2 BPT TO 28TH FLOOR
4	D	150Ø FIRE HYDRANT RISER-HIGH ZONE-2 FOR 27TH FLOOR TO 19TH FLOOR
5	E	150Ø FIRE SPRINKLER RISER-LOW ZONE-1 FOR PUMP ROOM TO 6TH FLOOR
6	F	150Ø FIRE SPRINKLER RISER-LOW ZONE-1-STANDBY FOR PUMP ROOM TO 6TH FLOOR
7	G	150Ø FIRE SPRINKLER RISER-HIGH ZONE-1 FOR 7TH FLOOR TO 18TH FLOOR
8	G	150Ø FIRE SPRINKLER RISER-HIGH ZONE-1-STANDBY FOR 7TH FLOOR TO 18TH FLOOR
9	I	150Ø FIRE SPRINKLER RISER-LOW ZONE-2 BPT TO 28TH FLOOR
10	J	150Ø FIRE SPRINKLER RISER-LOW ZONE-2-STANDBY BPT TO 28TH FLOOR
11	K	150Ø FIRE SPRINKLER RISER-HIGH ZONE-2 FOR 27TH FLOOR TO 19TH FLOOR
12	L	150Ø FIRE SPRINKLER RISER-HIGH ZONE-2-STANDBY FOR 27TH FLOOR TO 19TH FLOOR
13	M	#80 FIRE DRAIN PIPE
14	N	150Ø FIRE TRANSFER WATER RISER
15	O	150Ø FIRE TRANSFER WATER RISER-STANDBY

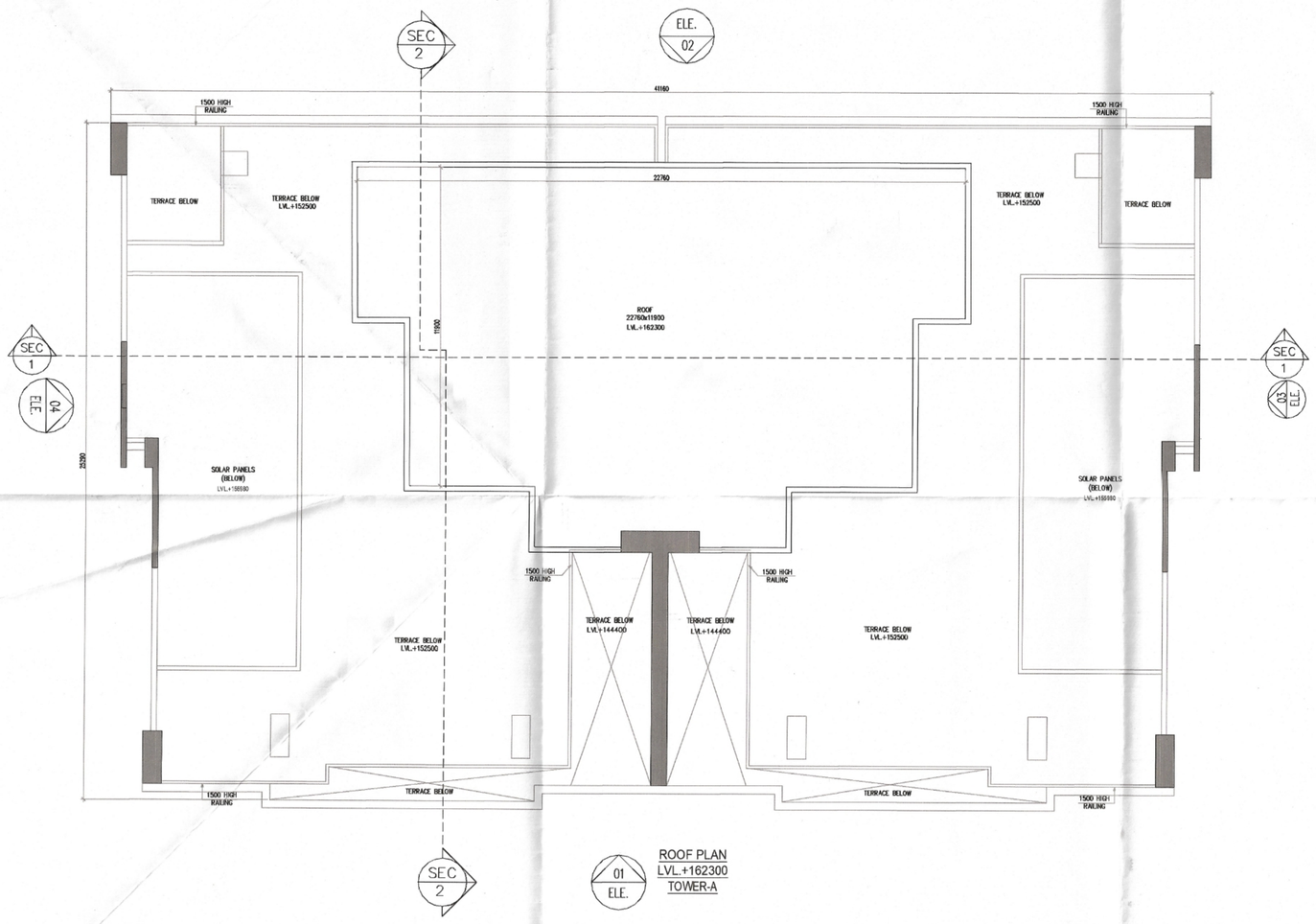

ROOF PLAN
LVL.+162300
TOWER-A

DOOR SCHEDULE				
NO.	OPENING	HEIGHT	LOCATION	FIRE RATING
D1	1525	3000	LIVING/DINING W/D ROOM	----
D2	950	3000	M.BED ROOM, BED ROOM-2 &3, KITCHEN	----
D3	950	3000	P.OD. ROOM	----
D4	850	3000	TOILET	----
D5	750	3000	UTILITY, SERV. TOILET	----
D6	850	3000	SERV. ROOM 1&2, WALK-IN	----
D7	1000	3000	SHARED LOBBY	----
D8	2125	3000	LOBBY	----
D9	1200	3000	LOBBY	----
FD	1100	2700	STAIRCASE	2HR.
FD2	1000	2700	SHARED LOBBY	2HR.
FD3	685	2250	ELV	2HR.
FD4	1975	2250	ELECTRICAL SHAFT	2HR.
FD5	1250	2250	ELV.ELEC. SHAFT	2HR.
FD6	575	2250	FIRE SHAFT	2HR.
FD7	1800	2250	FHC	----
FD7	900	2700	FIRE LOBBY-2	2HR.
FD8	1200	2700	FIRE LOBBY-1	2HR.

WINDOW SCHEDULE				
NO.	OPENING	HEIGHT	LOCATION	FIRE RATING
W	4355	3000	BED ROOM-1	----
W1	7625	3000	LIVING/DINING ROOM	----
W2	3770	3000	M.BED ROOM	----
W3	3055	3000	BED ROOM-2	----
W4	3375	3000	BED ROOM-3	----
W5	3000	3000	KITCHEN	----
W6	2460	3000	SERV. ROOM-1	----
W7	2775	3000	KITCHEN / SERV.ROOM-1	----
W8	1660	3000	SRV. ROOM-1	----
W9	4435	3000	BED ROOM-1	----
W10	8325	3000	LIVING/DINING ROOM	----
W11	4070	3000	M.BED ROOM	----
W12	3255	3000	BED ROOM-2	----
W13	3575	3000	BED ROOM-3	----
W14	3100	3000	KITCHEN	----
W15	900	3000	BED ROOM	----
W16	1500	3000	TOILET	----
W17	1500	3000	MASTER BED ROOM	----
W18	900	3000	MASTER BED ROOM	----
W19	750	3000	SERVICE PERSONNEL	----
W20	600	3000	LOBBY	----
W21	700	3000	LOBBY	----

WATER TANKS & SERVICES FLOOR BUILT UP AREA CALCULATION								
GROSS – A								
1	1	X	19.275	X	14.535	=	279.290	SQM
					TOTAL	=	279.290	SQM
DEDUCTION AREA								
GROSS – B								
d1	2	X	0.203	X	0.820	=	0.326	SQM
d2	2	X	2.865	X	3.000	=	17.190	SQM
d3	2	X	1.215	X	1.540	=	3.742	SQM
d4	2	X	7.650	X	3.100	=	47.430	SQM
d5	1	X	0.300	X	0.575	=	0.173	SQM
d7	1	X	0.740	X	0.575	=	0.426	SQM
d8	1	X	0.330	X	0.425	=	0.140	SQM
d9	1	X	1.115	X	0.425	=	0.474	SQM
d11	1	X	0.600	X	2.305	=	1.383	SQM
d12	1	X	0.600	X	0.795	=	0.477	SQM
d13	1	X	0.270	X	1.600	=	0.432	SQM
d14	1	X	0.270	X	1.550	=	0.419	SQM
d16	1	X	1.270	X	0.425	=	0.540	SQM
d17	1	X	1.195	X	0.575	=	0.687	SQM
					TOTAL	=	73.840	SQM
TOTAL BUILT UP AREA OF WATER TANKS & SERVICES FLOOR			=	GROSS – A	-	GROSS – B		
			=	279.290		73.840		
			=	205.450	SQM			

MUMTY AREA CALCULATION								
GROSS – A								
m1	1	X	18.995	X	5.750	=	109.221	SQM
m2	1	X	3.100	X	5.950	=	18.383	SQM
m3	1	X	19.235	X	6.550	=	125.989	SQM
m4	1	X	9.830	X	2.275	=	22.363	SQM

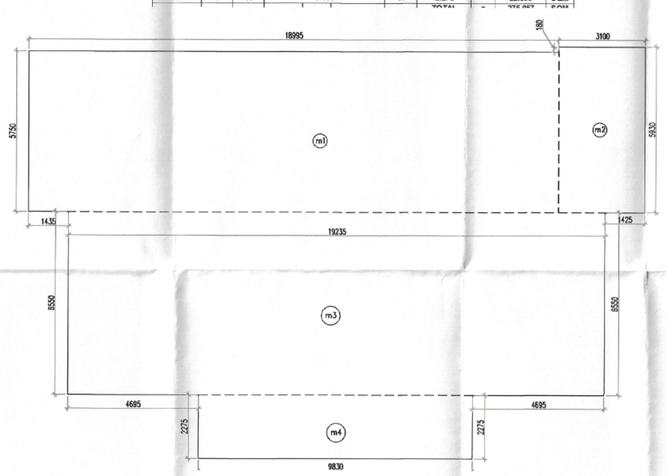

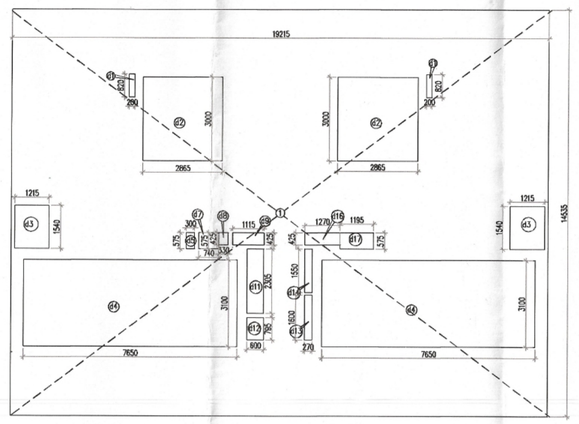

WATER TANKS & SERVICES FLOOR AREA

Note :-

1. BUILDING HAS AUTOMATIC SPRINKLER SYSTEM WHEREVER REQUIRED BY NBC.
2. BUILDING WILL BE DESIGNED (STRUCTURES) AS PER RELEVENT IS CODES FOR EARTH QUAKE RESISTANCE.
3. ALL TOILET & KITCHEN HAVE PERMANENT VENTILATION /EXHAUST
4. ALL BUILDINGS ARE NATURALLY VENTILATED AND WHERE EVER REQUIRED MECHANICAL VENTILATION IS PROPOSED WITH 100% POWER BACKUP.

Project

PROPOSED BUILDING PLAN OF MIXED LAND USE COLONY (95% RESIDENTIAL & 5% COMMERCIAL)UNDER TOD POLICY AREA MEASURING 14.81875 ACRES (LICENCE NO. 69 OF 2025 DATED 12.05.2025) IN SECTOR-58,GURUGRAM BEING DEVELOPED BY OBEROI REALTY LIMITED.

Client

OBEROI REALTY LIMITED
Commerz 3rd Floor, International Business Park, Oberoi Garden City, Off Western Express Highway,Goregaon East, Mumbai 400063, India.

Architects:

PARK + ASSOCIATES
200 , Braddell road block D
05-51 bca braddell campus
Singapore 579700
T: +65 6282 0604
www.parkassociates.com.sg

Associate Architects:

SBA Design N Code LLP
Architecture·Codes·Interiors

(Formerly known as RSMS)
Plot no. 10 A&B, Bhawani Kunj,
Behind D2,Vasant Kunj,
New Delhi-110070.
Mob.: 9810791652,9811077209

S.T.P.(HQ) Member Secretary B.P.A.C. | S.T.P.(G) Member B.P.A.C. | C.T.P.(HQ) Chairman B.P.A.C.
ATP(HQ)
J.D. | P.A. | A.T.P
DINESH KUMAR PA(HQ)
ADFO (HQ) Member BPAC | FGO (HQ) Member BPAC

Checked and found ok for Public Health Engg. Service only subject to comments forwarding letter No. 77 JE Dt. 12/05/2026
Executive Engineer (HQ) PHE Department

SANCTIONED TO THE READ WITH THIS OFFICE MEMO NO.: 17824 DATED: 19/05/2026

ARCHITECT'S SEAL & SIGNATURE	OWNER'S SEAL & SIGNATURE

JAN.-2026	Scale : 1:100	22
Drawing Title:- WATER TANK SERVICE, LMR PLAN & ROOF PLAN & AREA TOWER-A		Drawing No:- TA-06
		OBEROI 01-06.05.26