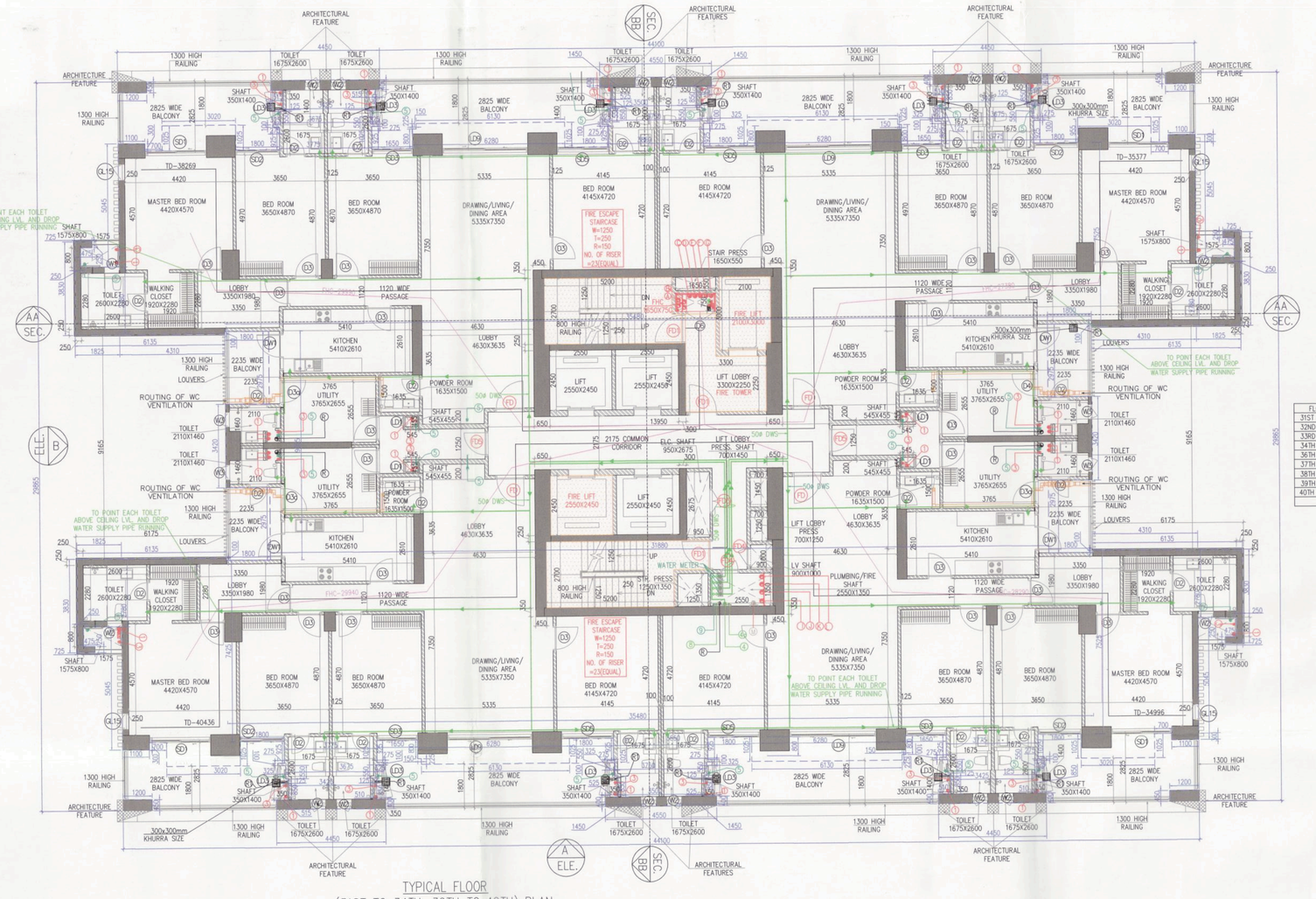

TYPICAL FLOOR
(31ST TO 34TH ,36TH TO 40TH) PLAN
TOWER–C

SHAFT PIPE DETAIL

| SYMBOL | ABBRIVATION | DESCRIPTION |
|---|---|---|
| (R) | RWP | 150ø RAIN WATER PIPE |
| (R) | RWP | 75ø RAIN WATER PIPE |
| (V) | V | 150ø SOIL & WASTE PIPE |
| (V) | V | 100ø VENT PIPE |
| (D) a | DWS | DOMESTIC WATER SUPPLY DN. TAKE PIPE |
| (D) a | DWS | DOMESTIC WATER SUPPLY DN. TAKE PIPE TO TOP (TWO FLOOR) |
| (D) a | DWS | DOMESTIC WATER SUPPLY DN. TAKE PIPE TO PH FLOOR |
| (F) a | FWS | FLUSHING WATER SUPPLY DN. TAKE PIPE |
| (F) a | DWSOT | DOMESTIC WATER RISER TO OHT FILLING |
| (F) a | FWS (R) | FLUSHING WATER SUPPLY RISER TO OHT FILLING |
| X | | 100ø M.S PARKING DRAIN PIPE |
| X1 | | 150ø M.S RAMP DRAIN PIPE |

| DIMENSION LEGEND | |
|---|---|
| 1525 | ARCHITECTURE DIM. |
| 1525 | AREA DIM. |

LIFT CAPACITY

| SR. NO. | Shaft Size (mm) | Car Size (mm) | Capacity |
|---|---|---|---|
| 1 | 2550x2450 | 2000x1550x2700 | 20P/ 1360Kg |
| 2 | 1900x3000 | 1100x2300x2700 | 16P/ 1088Kg |
| 3 | 2550x2450 | 1600x1900x2700 | 20P/ 1360Kg |

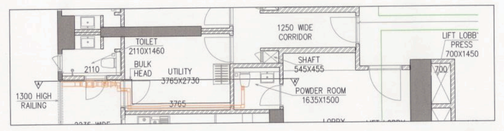

PART PLAN POWER ROOM

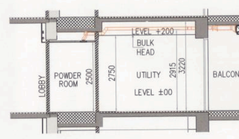

SECTION : A-A'

TYPICAL MECHANICAL VANTILATION CALCULATION FOR POWDER ROOM

| S. NO. | LOCATION | AREA (Sq.ft) | HEIGHT (Ft.) | VOLUME (Cu.ft) | DESIGN CFM CFM | SELECTED EXHAUST FAN | FAN SIZE DIA | EXHAUST DUCT SIZE DIAMETER (mm) |
|---|---|---|---|---|---|---|---|---|
| 1 | TYPICAL MECHANICAL VANTILATION FOR POWDER ROOM | | | | | | | |
| 1.1 | POWDER ROOM | 26.4 | 9 | 238 | 47.60 | 1#100cfm cassette in line fan | 150 | 110(OD) |

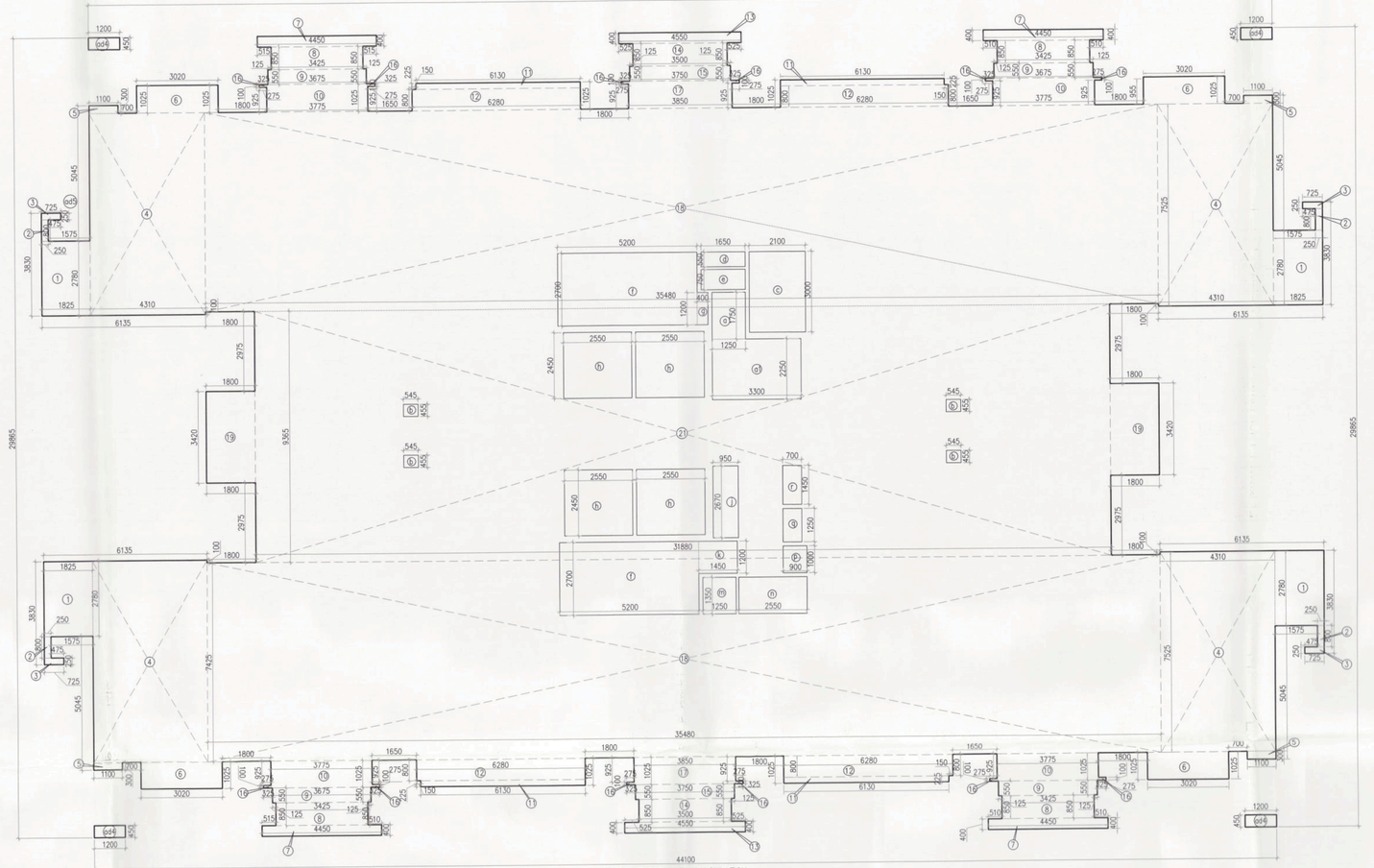

TYPICAL FLOOR AREA CALCULATION
(31ST TO 34TH ,36TH TO 40THFLOOR
TOWER – C

| FLOORS | | UNITS |
|---|---|---|
| 31ST FLOOR | +109050 | 4 |
| 32ND FLOOR | +112450 | 4 |
| 33RD FLOOR | +115850 | 4 |
| 34TH FLOOR | +119250 | 4 |
| 36TH FLOOR | +122650 | 4 |
| 37TH FLOOR | +124450 | 4 |
| 38TH FLOOR | +127850 | 4 |
| 39TH FLOOR | +131250 | 4 |
| 40TH FLOOR | +134650 | 4 |
| TOTAL UNITS = | | 36 |

AREA CALCULATION OF TYPICAL(31ST TO 34TH ,36TH TO 40TH) FLOOR TOWER-C

| GROSS – A | | | | | | | | |
|---|---|---|---|---|---|---|---|---|
| 1 | 4 | X | 1.825 | X | 2.780 | = | 20.294 | SQM |
| 2 | 4 | X | 5.250 | X | 5.800 | = | 121.800 | SQM |
| 3 | 4 | X | 0.725 | X | 0.250 | = | 0.725 | SQM |
| 4 | 4 | X | 2.775 | X | 1.225 | = | 13.573 | SQM |
| 5 | 4 | X | 3.020 | X | 0.525 | = | 6.345 | SQM |
| 6 | 4 | X | 4.480 | X | 0.400 | = | 7.168 | SQM |
| 7 | 4 | X | 3.425 | X | 0.850 | = | 11.645 | SQM |
| 8 | 4 | X | 3.675 | X | 0.550 | = | 8.085 | SQM |
| 10 | 4 | X | 3.775 | X | 1.025 | = | 15.478 | SQM |
| 11 | 4 | X | 6.130 | X | 0.225 | = | 5.517 | SQM |
| 12 | 4 | X | 8.280 | X | 0.800 | = | 26.496 | SQM |
| 13 | 4 | X | 4.550 | X | 0.400 | = | 7.280 | SQM |
| 14 | 2 | X | 3.500 | X | 0.550 | = | 3.850 | SQM |
| 15 | 2 | X | 3.375 | X | 0.625 | = | 4.219 | SQM |
| 16 | 2 | X | 3.275 | X | 0.125 | = | 0.819 | SQM |
| 17 | 2 | X | 3.885 | X | 1.025 | = | 7.893 | SQM |
| 18 | 2 | X | 28.480 | X | 7.425 | = | 526.879 | SQM |
| 19 | 2 | X | 1.800 | X | 3.425 | = | 12.312 | SQM |
| 20 | 2 | X | 31.880 | X | 9.365 | = | 298.558 | SQM |
| a44 | 4 | X | 1.200 | X | 0.450 | = | 2.160 | SQM |
| | | | | | TOTAL | = | 1095.638 | SQM |
| GROSS – B | | | | | | | | |
| a | 1 | X | 1.250 | X | 1.750 | = | 2.188 | SQM |
| a1 | 1 | X | 1.350 | X | 2.250 | = | 3.038 | SQM |
| b | 1 | X | 0.545 | X | 0.450 | = | 0.245 | SQM |
| c | 1 | X | 2.100 | X | 3.000 | = | 6.300 | SQM |
| d | 1 | X | 1.650 | X | 0.550 | = | 0.908 | SQM |
| e | 1 | X | 1.650 | X | 0.750 | = | 1.238 | SQM |
| f | 2 | X | 3.200 | X | 2.700 | = | 28.080 | SQM |
| g | 1 | X | 0.400 | X | 1.200 | = | 0.480 | SQM |
| h | 4 | X | 2.050 | X | 0.350 | = | 2.870 | SQM |
| i | 1 | X | 0.950 | X | 2.670 | = | 2.537 | SQM |
| k | 1 | X | 1.450 | X | 1.200 | = | 1.740 | SQM |
| m | 1 | X | 1.250 | X | 1.350 | = | 1.688 | SQM |
| n | 1 | X | 2.050 | X | 1.350 | = | 3.443 | SQM |
| p | 1 | X | 1.000 | X | 0.900 | = | 0.900 | SQM |
| q | 1 | X | 0.700 | X | 0.450 | = | 0.315 | SQM |
| r | 1 | X | | X | 1.450 | = | 1.015 | SQM |
| | | | | | TOTAL | = | 84.796 | SQM |

| | | | | |
|---|---|---|---|---|
| TOTAL FAR AREA OF TYPICAL (31ST TO 34TH ,36TH TO 40TH) FLOOR TOWER-C | = | GROSS – A | - | GROSS – B |
| | = | 1095.638 | | 84.796 |
| | = | 1016.240 | SQM | |
| | | BUILTUP AREA | | |
| TOTAL BUILTUP AREA OF TYPICAL (31ST TO 34TH ,36TH TO 40TH) FLOOR TOWER-C | = | FAR AREA | + | GROSS – C |
| | = | 1016.240 | + | 30.300 |
| | = | 1046.540 | SQM | |
| TOTAL NON FAR AREA OF TYPICAL (31ST TO 34TH ,36TH TO 40TH)FLOOR TOWER-C | = | BUILTUP AREA | - | FAR AREA |
| | = | 1046.540 | - | 1016.240 |
| | = | 30.300 | SQM | |

| DOOR AND WINDOW SCHEDULE | | | | | | |
|---|---|---|---|---|---|---|
| SR. NO. | TYPE | WIDTH (mm) | HEIGHT (mm) | SILL LVL | LINTEL LVL | TYPE |
| 1 | D1 | 900 | 2100 | 0 | 2100 | UPVC |
| 2 | D2 | 750 | 2100 | 0 | 2100 | UPVC |
| 3 | D3 | 1000 | 2100 | 0 | 2100 | UPVC |
| 4 | D3a | 1000 | 2100 | 0 | 2100 | UPVC |
| 5 | D4 | 800 | 2100 | 0 | 2100 | UPVC |
| 6 | D5 | 1800 | 2400 | 0 | 2400 | UPVC |
| 7 | D6 | 1200 | 2000 | 300 | 2400 | UPVC |
| 8 | D7 | 1200 | 2000 | | 2400 | UPVC |
| 9 | D8 | 1200 | 2000 | | 2400 | UPVC |
| 10 | D9 | 1200 | 2000 | | 2400 | UPVC |
| 11 | S01 | 2100 | 2600 | 0 | 2600 | UPVC |
| 12 | S02 | 1700 | 2600 | 0 | 2600 | UPVC |
| 13 | S03 | 3100 | 2600 | 0 | 2600 | UPVC |
| 14 | S04 | 2100 | 2600 | 0 | 2600 | UPVC |
| 15 | S05 | 4200 | 2600 | 0 | 2600 | UPVC |
| 16 | S06 | 2100 | 2600 | 0 | 2600 | UPVC |
| 17 | S08 | 2400 | 2600 | 0 | 2600 | UPVC |
| 18 | S09 | 8000 | 2600 | 0 | 2600 | UPVC |
| 19 | SW1 | 1500 | 1550 | 1050 | 2600 | UPVC |
| 20 | SW2 | 2400 | 2600 | 0 | 2600 | UPVC |
| 21 | SW3 | 3000 | 5000 | 0 | 5000 | UPVC |
| 22 | SW4 | 3000 | 5000 | 0 | 5000 | UPVC |
| 23 | SW5 | 4000 | 5000 | 0 | 5000 | UPVC |
| 24 | SW6 | 3000 | 5000 | 0 | 5000 | UPVC |
| 25 | W1 | 750 | 1550 | 1050 | 2600 | UPVC |
| 26 | W2 | 900 | 1550 | 1050 | 2600 | UPVC |
| 27 | W3 | 1500 | 1550 | 1050 | 2600 | UPVC |
| 28 | W4 | 1100 | 1550 | 1050 | 2600 | UPVC |
| 29 | W5 | 1200 | 1550 | 1050 | 2600 | UPVC |
| 30 | W6 | 1750 | 1550 | 1050 | 2600 | UPVC |
| 31 | W8 | 1200 | 1550 | 1050 | 2600 | UPVC |
| 32 | F0 | 1200 | 2400 | 0 | 2400 | 2HR FIRE RATED |
| 33 | F0a | 1300 | 2400 | 0 | 2400 | 2HR FIRE RATED |
| 34 | F03 | 900 | 2350 | 50 | 2400 | 2HR FIRE RATED |
| 35 | F03 | 1500 | 2400 | 0 | 2400 | 2HR FIRE RATED |
| 36 | F03 | 1000 | 2350 | 50 | 2400 | 2HR FIRE RATED |
| 37 | F04 | 750 | 2350 | 50 | 2400 | 2HR FIRE RATED |
| 38 | F05 | 1000 | 2350 | 50 | 2400 | 2HR FIRE RATED |
| 39 | F06 | 1100 | 2350 | 50 | 2400 | 2HR FIRE RATED |
| 40 | F07 | 2000 | 2700 | | 2700 | 2HR FIRE RATED |
| 41 | F08 | 1200 | 2100 | | 2100 | 2HR FIRE RATED |
| 42 | F010 | 2400 | 2400 | | 2400 | 2HR FIRE RATED |
| 43 | GL | 5000 | 5000 | 0 | 5000 | UPVC |
| 44 | GL1 | 1600 | 5000 | 0 | 5000 | UPVC |

REFUGE AREA CALCULATION - 35TH, REFUGE FLOOR

| | | | | | | | | |
|---|---|---|---|---|---|---|---|---|
| GROSS – A | | | | | | | | |
| r1 | = | 1 | X | 2.100 | X | 4.995 | = | 10.408 SQM |
| r2 | = | 1 | X | 4.555 | X | 7.445 | = | 33.910 SQM |
| r3 | = | 1 | X | 4.480 | X | 0.200 | = | 0.896 SQM |
| | | | | | TOTAL | = | | 45.214 SQM |
| GROSS – B | | | | | | | | |
| x1 | = | 1 | X | 1.200 | X | 0.900 | = | 1.080 SQM |
| | | | | | TOTAL | = | | 1.080 SQM |

| | | | | |
|---|---|---|---|---|
| TOTAL REFUGE AREA | = | GROSS – A | - | GROSS – B |
| | = | 45.214 | | 1.080 |
| | = | 44.136 | SQM | |
| GROSS AREA OF 35TH FLOOR | = | 790.392 | SQM | |
| GROSS AREA OF TYPICAL 36TH FLOOR | = | 1005.602 | SQM | |
| TOTAL | = | 1795.994 | SQM | |

| | | | | | | |
|---|---|---|---|---|---|---|
| TOTAL NO. OF OCCUPANTS | = | GROSS AREA / 1.44 | / | OCCUPANT FACTOR | | |
| | = | 1795.994 / 1.44 | = | 1247.2 = 1 144 PERSONS | | |
| REFUGE AREA REQUIRED | = | 0.3 SQM PER PERSON | * | 0.9 SQM ADDITIONAL SPAE TO ACCOMMODATE WHEEL CHAIR | | |
| | = | 0.3 | X | 144 | + | 0.9 |
| | = | 43.200 | | | | |
| PROPOSED REFUGE AREA | = | 44.136 | SQM. | | | |

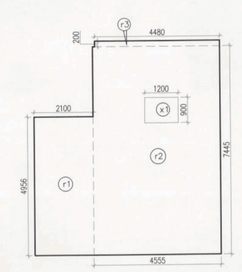

35th REFUGE FLOOR

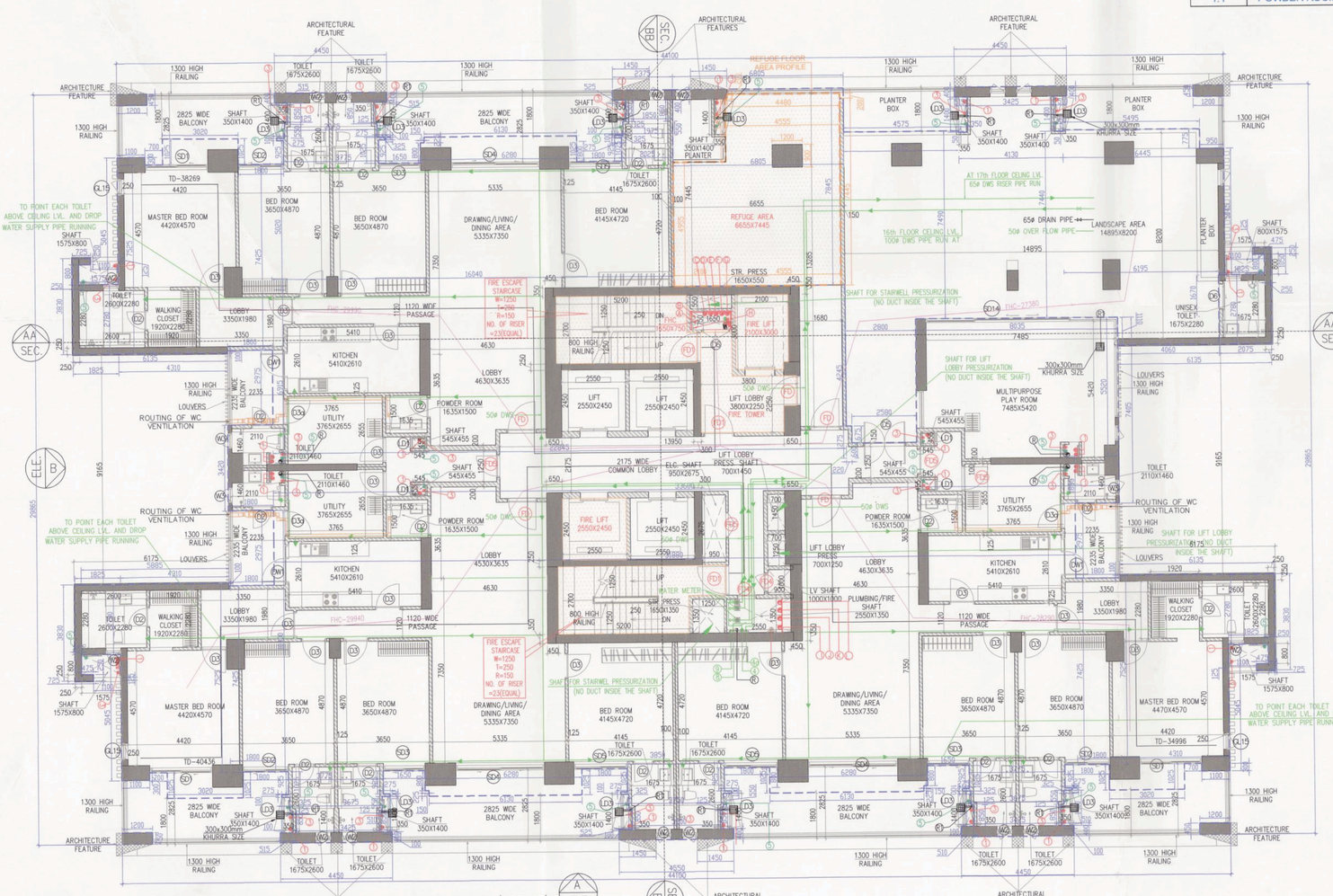

35TH FLOOR (REFUGE)
FLOOR PLAN
ON OF UNITS–03
LVL +122650
TOWER–C

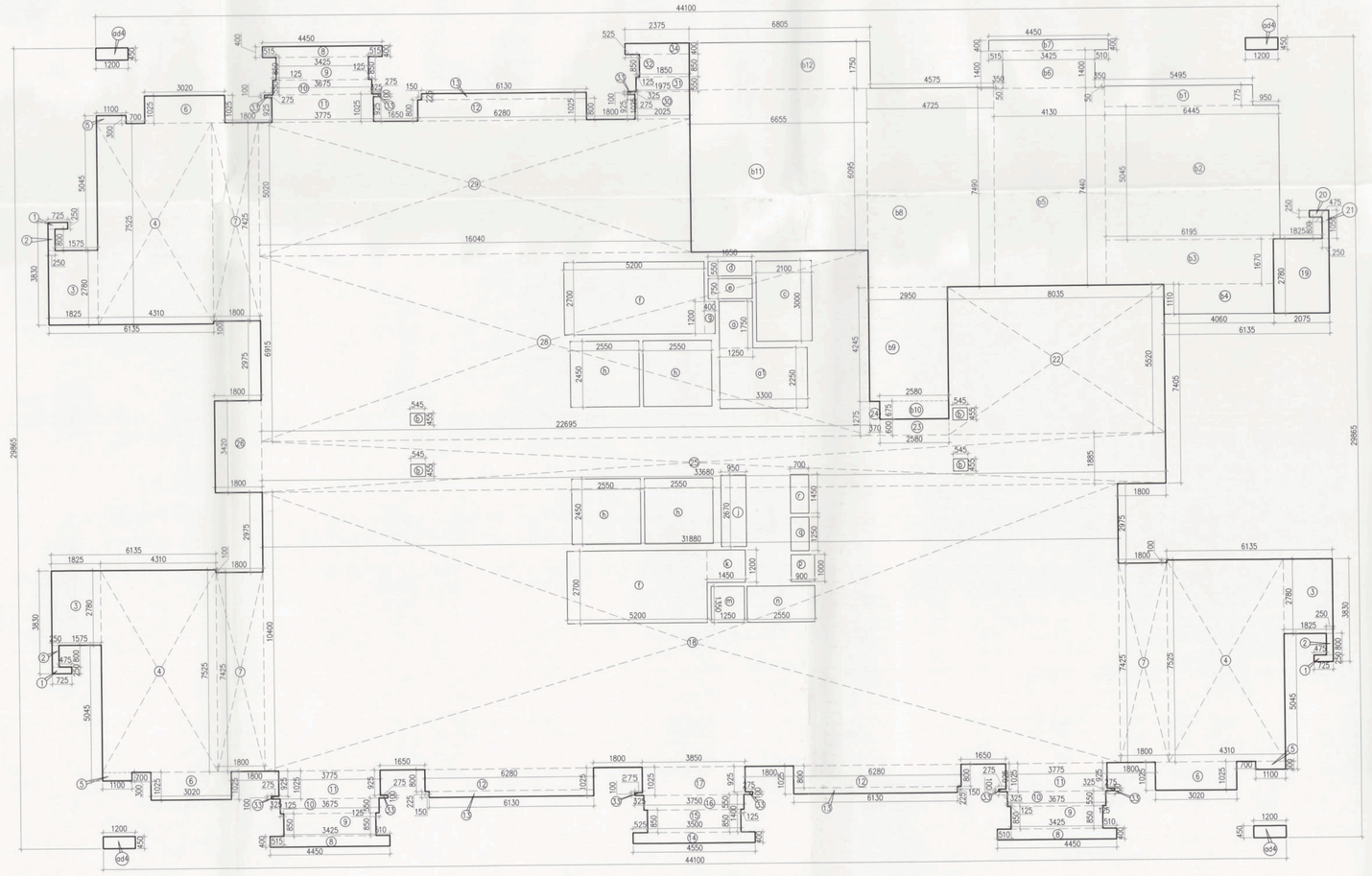

35th REFUGE FLOOR AREA CALCULATION
TOWER–C

35th REFUGE FLOOR AREA CALCULATION (TOWER-C)

| | | | | | | | | |
|---|---|---|---|---|---|---|---|---|
| GROSS – A | | | | | | | | |
| 1 | 3 | X | 0.725 | X | 0.250 | = | 0.544 | SQM |
| 2 | 3 | X | 0.250 | X | 0.800 | = | 0.600 | SQM |
| 3 | 3 | X | 1.825 | X | 2.780 | = | 15.221 | SQM |
| 4 | 3 | X | 4.310 | X | 7.425 | = | 97.298 | SQM |
| 5 | 3 | X | 0.775 | X | 0.300 | = | 0.690 | SQM |
| 7 | 3 | X | 3.020 | X | 1.025 | = | 9.287 | SQM |
| 8 | 3 | X | 1.800 | X | 7.425 | = | 40.095 | SQM |
| 9 | 3 | X | 4.450 | X | 0.400 | = | 5.340 | SQM |
| 10 | 3 | X | 3.425 | X | 0.850 | = | 8.734 | SQM |
| 11 | 3 | X | 3.675 | X | 0.550 | = | 6.064 | SQM |
| 12 | 3 | X | 3.775 | X | 1.025 | = | 11.608 | SQM |
| 13 | 3 | X | 6.280 | X | 0.800 | = | 15.072 | SQM |
| 14 | 3 | X | 6.130 | X | 0.225 | = | 4.138 | SQM |
| 15 | 3 | X | 4.550 | X | 0.400 | = | 5.460 | SQM |
| 16 | 1 | X | 3.500 | X | 0.850 | = | 2.975 | SQM |
| 17 | 1 | X | 3.375 | X | 0.625 | = | 2.109 | SQM |
| 18 | 1 | X | 3.275 | X | 1.025 | = | 3.356 | SQM |
| 19 | 1 | X | 31.880 | X | 10.400 | = | 331.552 | SQM |
| 20 | 1 | X | 2.075 | X | 2.780 | = | 5.769 | SQM |
| 21 | 1 | X | 0.475 | X | 0.250 | = | 0.119 | SQM |
| 22 | 1 | X | 0.350 | X | 1.050 | = | 0.368 | SQM |
| 23 | 1 | X | 8.035 | X | 5.520 | = | 44.353 | SQM |
| 24 | 1 | X | 2.500 | X | 0.600 | = | 1.500 | SQM |
| 25 | 1 | X | 0.370 | X | 1.275 | = | 0.472 | SQM |
| 26 | 1 | X | 33.640 | X | 1.885 | = | 63.405 | SQM |
| 27 | 1 | X | 6.140 | X | 3.420 | = | 20.999 | SQM |
| 28 | 1 | X | 1.800 | X | 1.825 | = | 3.285 | SQM |
| 29 | 1 | X | 28.645 | X | 5.035 | = | 144.238 | SQM |
| 30 | 1 | X | 8.035 | X | 10.400 | = | 83.564 | SQM |
| 31 | 1 | X | 1.875 | X | 0.550 | = | 1.031 | SQM |
| 32 | 1 | X | 1.850 | X | 0.850 | = | 1.573 | SQM |
| 33 | 1 | X | 0.275 | X | 0.100 | = | 0.028 | SQM |
| 34 | 1 | X | 2.375 | X | 0.400 | = | 0.950 | SQM |
| a44 | 4 | X | 1.200 | X | 0.450 | = | 2.160 | SQM |
| | | | | | TOTAL | = | 925.059 | SQM |
| GROSS – B | | | | | | | | |
| a | 1 | X | 1.250 | X | 1.750 | = | 2.188 | SQM |
| a1 | 1 | X | 3.350 | X | 2.250 | = | 7.538 | SQM |
| b | 4 | X | 0.545 | X | 0.450 | = | 0.980 | SQM |
| c | 1 | X | 2.100 | X | 3.000 | = | 6.300 | SQM |
| d | 1 | X | 1.650 | X | 0.550 | = | 0.908 | SQM |
| f | 1 | X | 1.650 | X | 0.750 | = | 1.238 | SQM |
| f | 1 | X | 5.200 | X | 2.700 | = | 28.080 | SQM |
| g | 1 | X | 0.400 | X | 1.200 | = | 0.480 | SQM |
| h | 1 | X | 2.050 | X | 2.400 | = | 4.920 | SQM |
| i | 1 | X | 0.950 | X | 2.670 | = | 2.537 | SQM |
| k | 1 | X | 1.450 | X | 1.200 | = | 1.740 | SQM |
| m | 1 | X | 1.250 | X | 1.350 | = | 1.688 | SQM |
| n | 1 | X | 2.050 | X | 1.350 | = | 3.443 | SQM |
| p | 1 | X | 1.000 | X | 0.900 | = | 0.900 | SQM |
| q | 1 | X | 0.700 | X | 0.450 | = | 0.315 | SQM |
| r | 1 | X | | X | 1.450 | = | 1.015 | SQM |
| | | | | | TOTAL | = | 84.796 | SQM |

| | | | | |
|---|---|---|---|---|
| TOTAL FAR AREA OF 35th (REFUGE) FLOOR (TOWER-C) | = | GROSS – A | - | GROSS – B |
| | = | 925.059 | | 84.796 |
| | = | 840.263 | SQM | |
| | | BUILTUP AREA | | |
| TOTAL BUILTUP AREA OF 35th (REFUGE) FLOOR (TOWER- C) | = | FAR AREA | + | GROSS – C |
| | = | 840.263 | + | 221.354 |
| | = | 1061.617 | SQM | |
| TOTAL NON FAR AREA OF 35th (REFUGE) FLOOR (TOWER- C) | = | BUILTUP AREA | - | FAR AREA |
| | = | 1061.617 | - | 840.263 |
| | = | 221.354 | SQM | |

| GROSS – C | | | | | | | | |
|---|---|---|---|---|---|---|---|---|
| b1 | 1 | X | 5.495 | X | 0.775 | = | 4.259 | SQM |
| b2 | 1 | X | 6.445 | X | 5.045 | = | 32.515 | SQM |
| b3 | 1 | X | 6.195 | X | 5.045 | = | 31.238 | SQM |
| b4 | 1 | X | 4.050 | X | 1.110 | = | 4.497 | SQM |
| b5 | 1 | X | 4.145 | X | 7.440 | = | 30.727 | SQM |
| b6 | 1 | X | 3.425 | X | 1.450 | = | 4.786 | SQM |
| b7 | 1 | X | 4.450 | X | 0.400 | = | 1.780 | SQM |
| b8 | 1 | X | 4.725 | X | 7.440 | = | 35.340 | SQM |
| b9 | 1 | X | 2.950 | X | 4.245 | = | 12.523 | SQM |
| b10 | 1 | X | 2.590 | X | 0.675 | = | 1.747 | SQM |
| b11 | 1 | X | 6.855 | X | 6.085 | = | 40.562 | SQM |
| b12 | 1 | X | 6.805 | X | 1.750 | = | 11.909 | SQM |
| f | 2 | X | 5.200 | X | 2.700 | = | 28.080 | SQM |
| g | 1 | X | 0.400 | X | 1.200 | = | 0.480 | SQM |
| k | 1 | X | 1.450 | X | 1.200 | = | 1.740 | SQM |
| | | | | | TOTAL | = | 221.354 | SQM |

## Note :–

1. BUILDING WILL BE DESIGNED (STRUCTURES) AS PER RELEVANT IS CODES FOR EARTH QUAKE RESISTANCE.

## PROJECT

REVISED (1ST REVISION) BUILDING PLANS OF PHASE-VI (PRIVANA-WEST) FALLING UNDER RESIDENTIAL COLONY
UNDER NEW INTEGRATED LICENSING POLICY(NILP) DATED 11.05.2022 ON LAND MEASURING 116.29625 ACRES (LICENCE NO. 219 OF 2023,DATED 25-10-23,) (AN AREA MEASURING 103.05625 ACRES) MIGRATION FROM LICENCE NO. 27 OF 2012 DATED 02.04.2012 AND 13.24 ACRES AS FRESH AS FRESH APPLIED AREA) IN SECTOR -78 & 77, GURUGRAM MANESAR URBAN COMPLEX BEING DEVELOPED BY DLF LTD.IN COLLABORATION WITH LAND OWNERS AND IT' S ASSOCIATE COMPANIES

## DESIGN ARCHITECT


ARCHITECTS:-
DESIGN FORUM INTERNATIONAL
Address : K-47 , KAILASH COLONY , NEW DELHI –48
Phone : 011–46556600,46556601 , FAX - 46556601
Website: www.designforuminternational.com


## ASSOCIATE ARCHITECTS


RSMS ARCHITECTS
RSMS ARCHITECTS PVT. LTD.
69,Nora Niwas Bhawani Kunj
(Behind D2), Vasant Kunj,
New Delhi–110070.
Tel.:011–26898616,26898617
www.rsms–arch.com


This is a "PROVISIONAL BUILDING PLAN" approved only for the purpose of inviting Objections from the general public

STP (HQ) Member Secretary B.P.A.C. | STP (G) Member B.P.A.C. | DTP (HR.) Chairman B.P.A.C.
DTP(HQ) | ATP(HQ)
DIRECTOR (TOWN PLANNING) (HQ)
JDT (HQ) Member B.P.A.C.

Approved and found ok for Public Health (Water Supply) Service only subject to comments in corresponding letter No. 55208 Dt. 31/12/24
TO BE REFERRED TO OFFICE MEMO NO. 43791 DATED: 19/11/2025
Chief Engineer (HSVP, Panchkula)

ARCHITECT'S SEAL & SIGNATURE
CHANCHAL JAIN REGISTERED ARCHITECT CA/2005/38771

OWNER'S SEAL & SIGNATURE
DLF Limited
Authorised Signatory

JAN.–2025 | Scale : 1:100 | NORTH

Drawing Title:–
TYPICAL (1ST TO 34TH & 36TH TO 40TH) FLOOR PLAN
35TH REFUGE FLOOR PLAN
& AREA CALCULATION
(TOWER-C)

Drawing No:– TC-05

03/01/2025