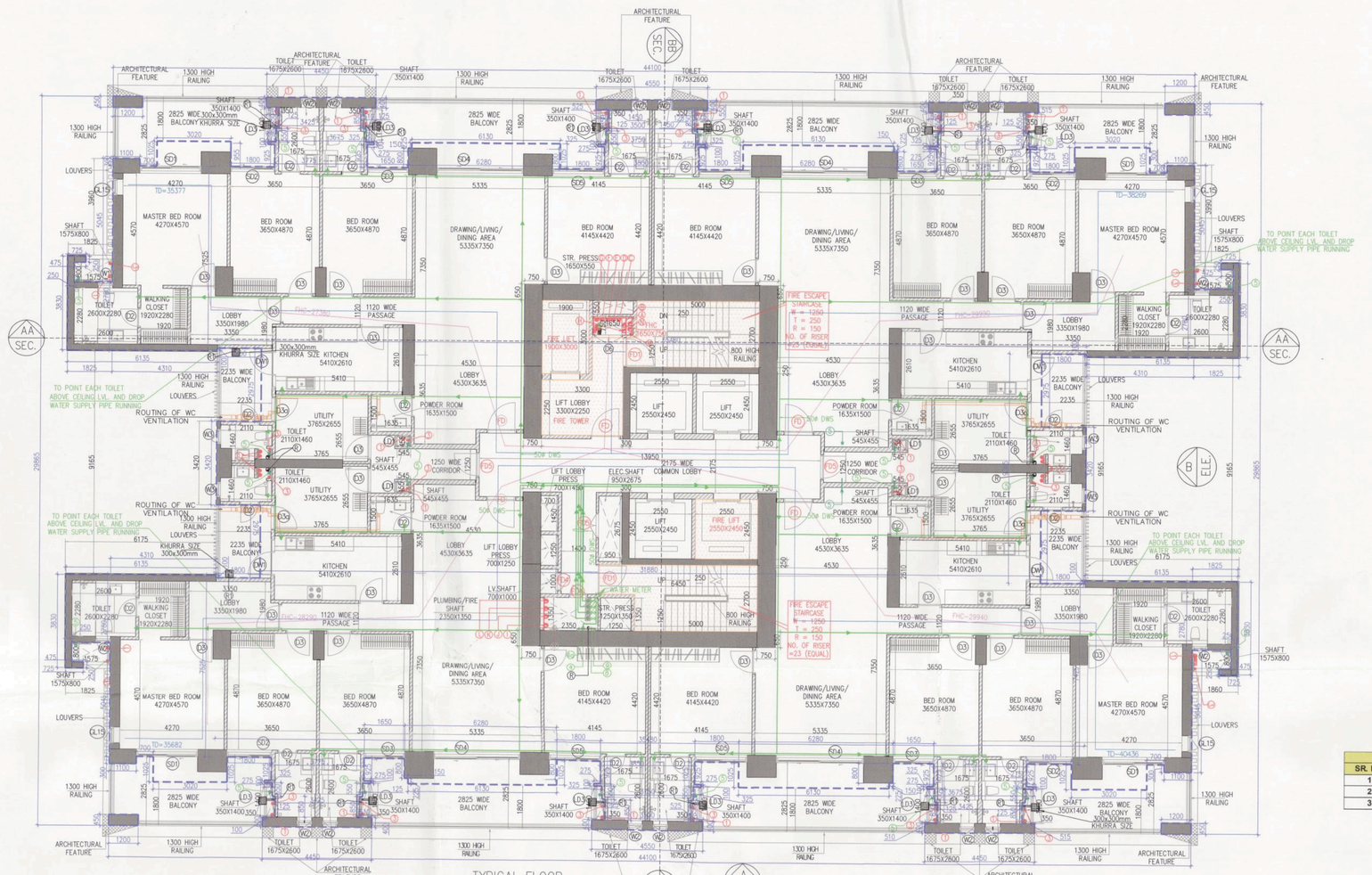

TYPICAL FLOOR
(2ND TO 10TH) FLOOR PLAN
TOWER-A&D

FLOORS	TOWER-A&D	UNITS
2ND FLOOR	+1100	4
3RD FLOOR	+1400	4
4TH FLOOR	+1700	4
5TH FLOOR	+2000	4
6TH FLOOR	+2300	4
7TH FLOOR	+2600	4
8TH FLOOR	+2900	4
9TH FLOOR	+3200	4
10TH FLOOR	+3500	4
	TOTAL UNITS =	36

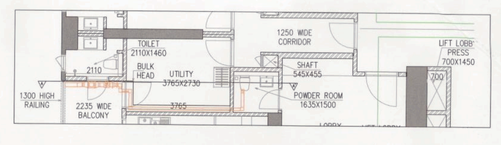

PART PLAN (POWER ROOM)

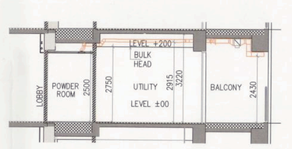

SECTION : A-A'

TYPICAL MECHANICAL VENTILATION CALCULATION FOR POWDER ROOM								
S. NO.	LOCATION	AREA (M)	HEIGHT (M)	VOLUME (Cu.M)	DESIGN CFM	SELECTED EXHAUST FAN	FAN SIZE DIA	EXHAUST DUCT SIZE DIAMETER (mm)
TYPICAL MECHANICAL VENTILATION FOR POWDER ROOM								
1.1	POWDER ROOM	26.4	3	278	47.80	1#100cfm cassette in line fan	150	110(OD)

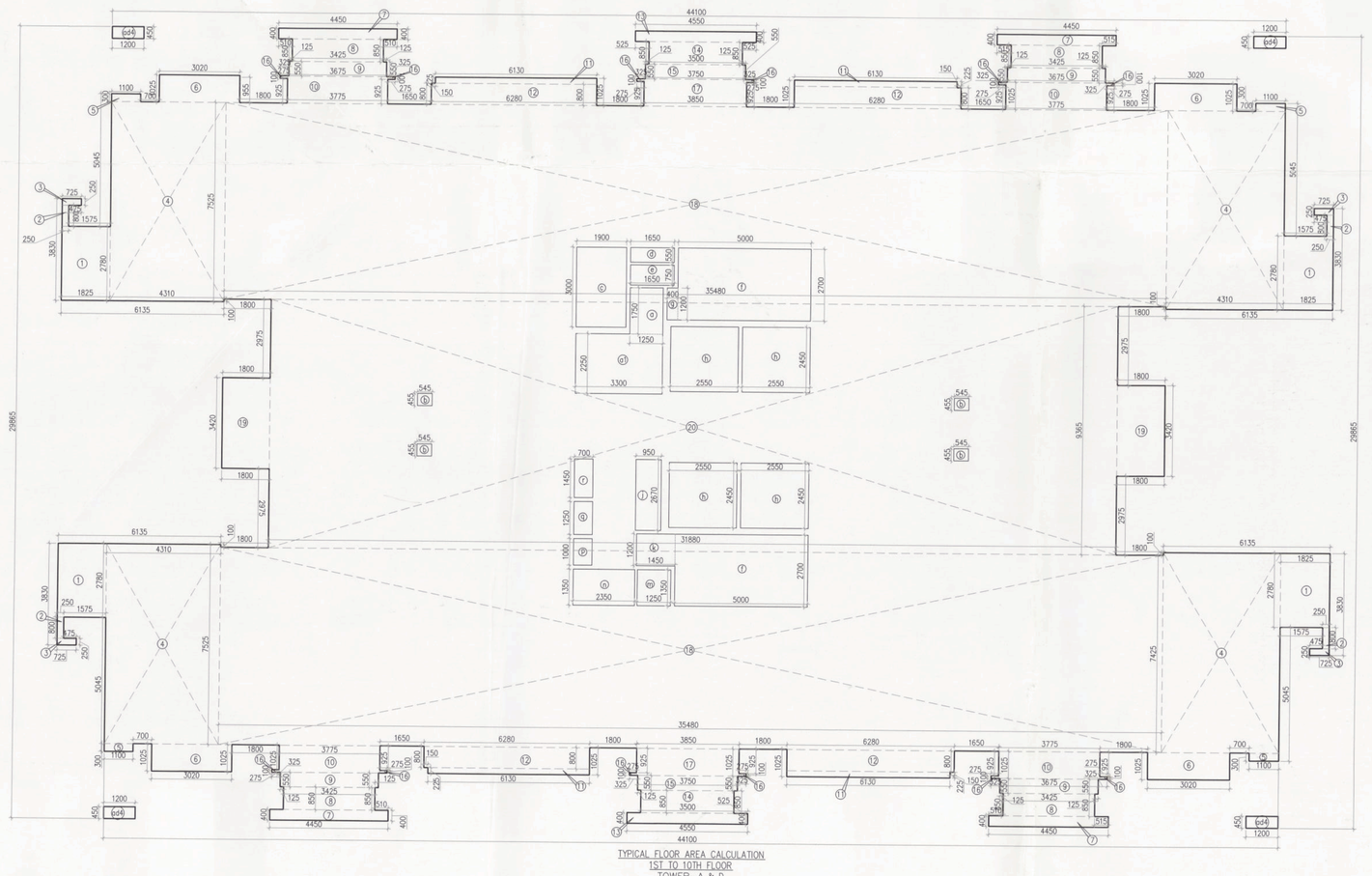

TYPICAL FLOOR AREA CALCULATION
1ST TO 10TH FLOOR
TOWER-A & D

DOOR AND WINDOW SCHEDULE						
SR. NO.	TYPE	WIDTH (mm)	HEIGHT (mm)	SILL LVL.	LINTEL LVL.	TYPE
1	D3	900	2100	0	2100	UPVC
2	D2	750	2100	0	2100	UPVC
3	D1	1000	2100	0	2100	UPVC
4	D3a	1000	2100	0	2100	UPVC
5	D4	800	2100	0	2100	UPVC
6	D5	1800	2400	0	2400	UPVC
7	D6	1100	2700	30	2400	UPVC
8	D7	1200	2400	0	2400	UPVC
9	D8	1500	2400	0	2400	UPVC
10	D9	1980	2400	0	2400	UPVC
11	SD1	2500	2600	0	2600	UPVC
12	SD2	1700	2600	0	2600	UPVC
13	SD3	3100	2600	0	2600	UPVC
14	SD4	3100	2600	0	2600	UPVC
15	SD5	4200	2600	0	2600	UPVC
16	SD6	2500	2600	0	2600	UPVC
17	SD8	2450	2600	0	2600	UPVC
18	SD9	3000	2600	0	2600	UPVC
19	DW1	1500	1550	1050	2600	UPVC
20	DW2	2300	2600	0	2600	UPVC
21	DW3	3000	5000	0	5000	UPVC
22	DW4	3000	5000	0	5000	UPVC
23	DW5	4000	5000	0	5000	UPVC
24	DW6	3900	5000	0	5000	UPVC
25	W1	750	1550	1050	2600	UPVC
26	W2	600	1550	1050	2600	UPVC
27	W3	700	1550	1050	2600	UPVC
28	W4	1100	1550	1050	2600	UPVC
29	W5	1200	1550	1050	2600	UPVC
30	W6	1700	1550	1050	2600	UPVC
31	W8	3200	1300	1050	2400	UPVC
32	FD	1200	2400	0	2400	2HR FIRE RATED
33	FD1	1200	2400	0	2400	2HR FIRE RATED
34	FD1	900	2400	0	2400	2HR FIRE RATED
35	FD2	1500	2400	0	2400	2HR FIRE RATED
36	FD3	1000	2400	0	2400	2HR FIRE RATED
37	FD4	750	2350	50	2400	2HR FIRE RATED
38	FD5	1000	2350	50	2400	2HR FIRE RATED
39	FD6	1100	2350	50	2400	2HR FIRE RATED
40	FD7	3000	2700	0	2700	2HR FIRE RATED
41	FD8	1200	2100		2100	2HR FIRE RATED
42	FD10	2400	2400		2400	2HR FIRE RATED
43	GL	3000	5000	0	5000	UPVC
44	GL1	1500	5000	0	5000	UPVC

LIFT CAPACITY			
S/R. NO.	Shaft Size (mm)	Car Size (mm)	Capacity
1	2550x2450	2000x1550x2700	20P/ 1360Kg
2	1900x3000	1100x2100x2700	16P/ 1080Kg
3	2550x2450	1600x1900x2700	20P/ 1360Kg

DIMENSION LEGEND:	
1525	ARCHITECTURE DIM.
1525	AREA DIM.

AREA CALCULATION OF TYPICAL (1st TO 10th) FLOOR TOWER(A & D							
GROSS – A							
1	4	X	1.825	X	2.780	=	20.294 SQM
2	4	X	0.250	X	0.800	=	0.800 SQM
3	4	X	4.315	X	7.625	=	131.725 SQM
4	4	X	4.315	X	7.625	=	131.725 SQM
5	4	X	1.100	X	0.300	=	1.320 SQM
6	4	X	3.025	X	1.025	=	12.362 SQM
7	4	X	4.450	X	0.400	=	7.120 SQM
8	4	X	5.425	X	0.850	=	11.548 SQM
9	4	X	3.675	X	0.550	=	8.085 SQM
10	4	X	1.100	X	0.300	=	1.320 SQM
11	4	X	6.130	X	0.225	=	5.517 SQM
12	4	X	6.280	X	0.800	=	20.096 SQM
13	2	X	4.850	X	0.400	=	3.940 SQM
14	2	X	3.500	X	0.850	=	5.950 SQM
15	2	X	3.750	X	0.550	=	4.125 SQM
16	2	X	1.100	X	0.150	=	0.330 SQM
17	2	X	5.850	X	0.225	=	2.633 SQM
18	2	X	38.440	X	7.425	=	285.378 SQM
19	2	X	1.800	X	3.420	=	12.312 SQM
20	1	X	31.660	X	8.365	=	264.836 SQM
add	4	X	1.200	X	0.450	=	2.160 SQM
					TOTAL	=	1086.008 SQM
GROSS – B							
a	1	X	1.200	X	1.750	=	2.100 SQM
a1	1	X	3.300	X	2.250	=	7.425 SQM
b	4	X	0.545	X	0.400	=	0.872 SQM
c	1	X	2.000	X	3.300	=	6.600 SQM
d	1	X	1.650	X	0.550	=	0.908 SQM
e	1	X	1.650	X	0.550	=	0.908 SQM
f	2	X	5.100	X	2.700	=	27.540 SQM
g	1	X	0.400	X	1.200	=	0.480 SQM
h	4	X	2.850	X	2.400	=	24.990 SQM
j	1	X	0.950	X	2.670	=	2.536 SQM
k	1	X	1.450	X	1.200	=	1.740 SQM
m	1	X	1.250	X	1.350	=	1.688 SQM
n	1	X	2.350	X	1.350	=	3.173 SQM
p	1	X	0.850	X	1.000	=	0.850 SQM
q	1	X	0.700	X	1.000	=	0.700 SQM
r	1	X	0.700	X	1.250	=	0.875 SQM
	1	X	0.700	X	1.450	=	1.015 SQM
					TOTAL	=	82.640 SQM
TOTAL FAR AREA OF TYPICAL (1st TO 10th) FLOOR (TOWER-A & D)			=	GROSS - A	-	GROSS – B	
			=	1086.008	-	82.640	
			=	1012.390	SQM		
BUILTUP AREA							
GROSS – C							
f	2	X	5.000	X	2.700	=	27.000 SQM
g	1	X	0.400	X	1.200	=	0.480 SQM
k	1	X	1.450	X	1.200	=	1.740 SQM
					TOTAL	=	29.220 SQM
TOTAL BUILTUP AREA OF TYPICAL (1st TO 10th) FLOOR (TOWER-A & D)			=	FAR AREA	+	GROSS – C	
			=	1012.390	+	29.220	
			=	1041.610	SQM		
TOTAL NON FAR AREA OF TYPICAL (1st TO 10th) FLOOR (TOWER-A & D)	=	BUILTUP AREA	-	FAR AREA			
	=	1041.610	-	1012.390			
	=	29.220	SQM				

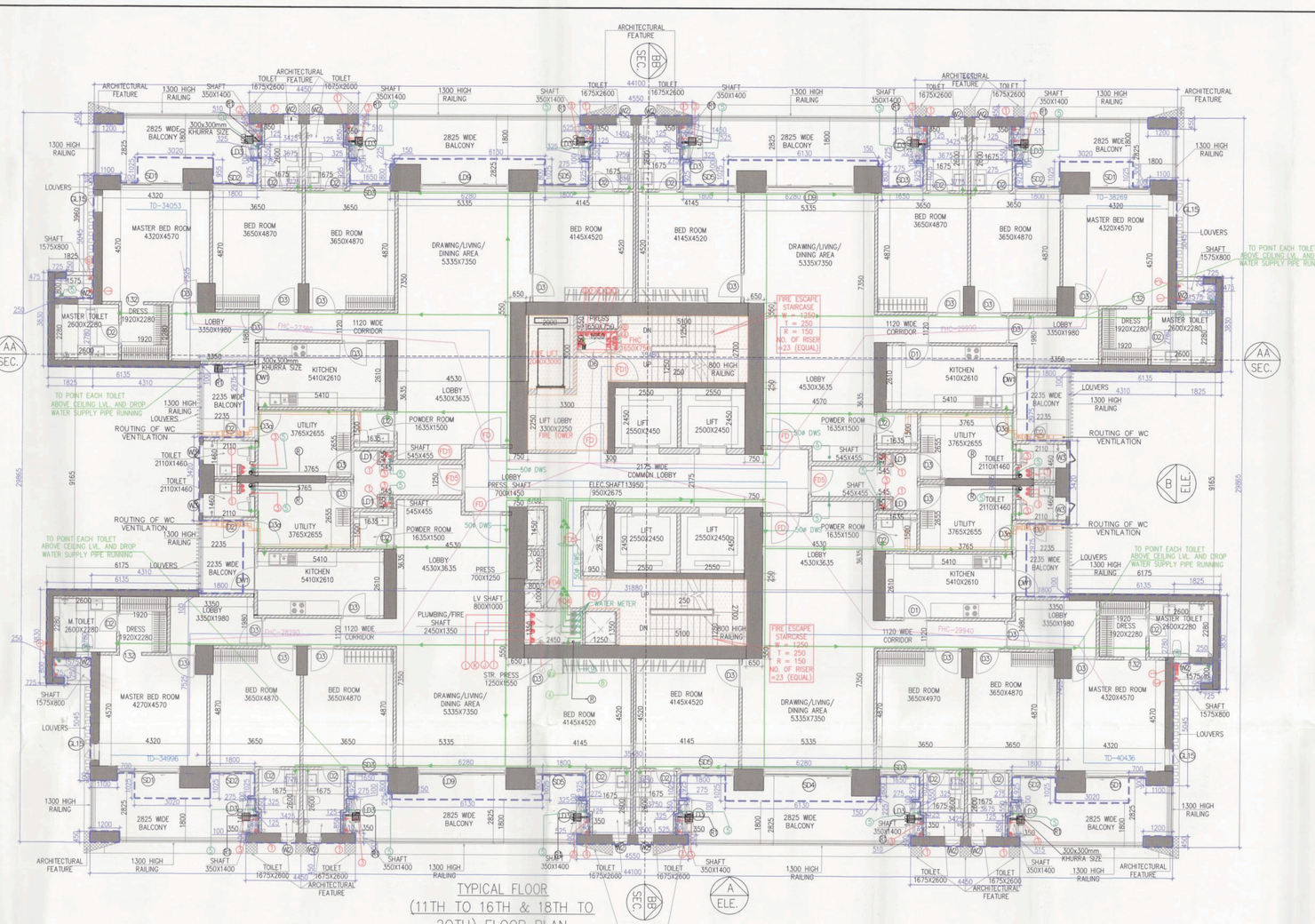

TYPICAL FLOOR
(11TH TO 16TH & 18TH TO 20TH) FLOOR PLAN
TOWER-A&D

SHAFT PIPE DETAIL		
SYMBOL	ABBRIVATION	DESCRIPTION
	RWP	150# RAIN WATER PIPE
	SP	150# SOIL & WASTE PIPE
	VP	150# VENT PIPE
	CWS	DOMESTIC WATER SUPPLY ON TAKE PIPE
	DWS	DOMESTIC WATER SUPPLY ON TAKE PIPE TO TOP (TWO FLOOR)
	DWS	DOMESTIC WATER SUPPLY ON TAKE PIPE TO PH. FLOOR
	FWS	FLUSHING WATER SUPPLY ON TAKE PIPE
	DWR(R)	DOMESTIC WATER RISER TO OHT FILLING
	FWS (R)	FLUSHING WATER SUPPLY RISER TO OHT FILLING
X		150# M.S PARKING DRAIN PIPE
X1		150# M.S RAMP DRAIN PIPE

FLOORS	TOWER-A&D	UNITS
11TH FLOOR	+4200	4
12TH FLOOR	+44400	4
13TH FLOOR	+47600	4
14TH FLOOR	+51200	4
15TH FLOOR	+54650	4
16TH FLOOR	+58050	4
18TH FLOOR	+64850	4
19TH FLOOR	+68250	4
20TH FLOOR	+71650	4
	TOTAL UNITS =	36

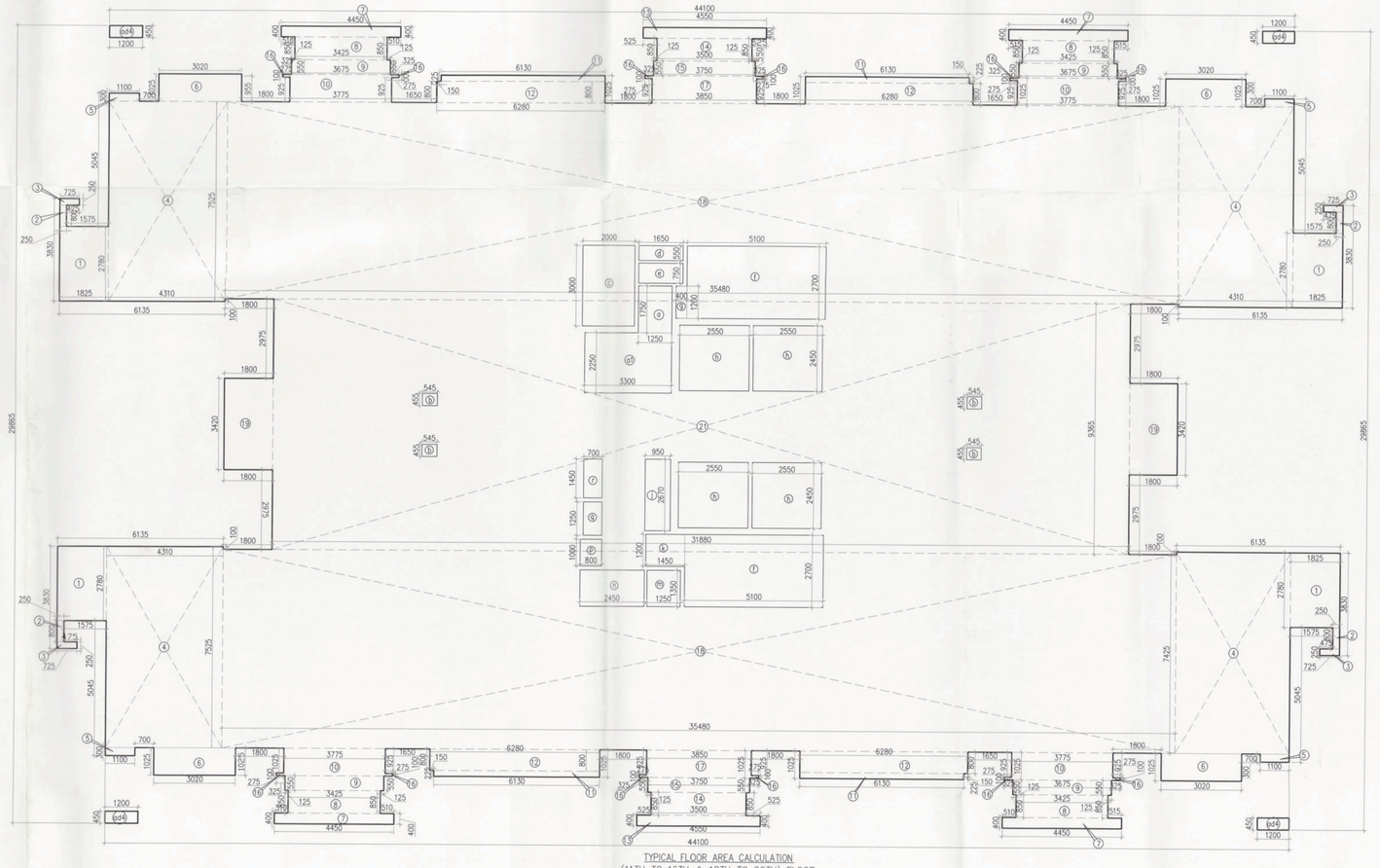

TYPICAL FLOOR AREA CALCULATION
(11TH TO 16TH & 18TH TO 20TH) FLOOR PLAN
TOWER-A & D

AREA CALCULATION OF TYPICAL (11TH TO 16TH & 18TH TO 20TH) FLOOR TOWER-A & D							
GROSS – A							
1	4	X	1.825	X	2.780	=	20.294 SQM
2	4	X	0.250	X	0.800	=	0.800 SQM
3	4	X	4.315	X	7.625	=	131.725 SQM
4	4	X	4.315	X	7.625	=	131.725 SQM
5	4	X	1.100	X	0.300	=	1.320 SQM
6	4	X	3.025	X	1.025	=	12.362 SQM
7	4	X	4.450	X	0.400	=	7.120 SQM
8	4	X	5.425	X	0.850	=	11.548 SQM
9	4	X	3.675	X	0.550	=	8.085 SQM
10	4	X	1.100	X	0.300	=	1.320 SQM
11	4	X	6.130	X	0.225	=	5.517 SQM
12	4	X	6.280	X	0.800	=	20.096 SQM
13	2	X	4.850	X	0.400	=	3.940 SQM
14	2	X	3.500	X	0.850	=	5.950 SQM
15	2	X	3.750	X	0.550	=	4.125 SQM
16	2	X	1.100	X	0.150	=	0.330 SQM
17	2	X	5.850	X	0.225	=	2.633 SQM
18	2	X	38.440	X	7.425	=	285.378 SQM
19	2	X	1.800	X	3.420	=	12.312 SQM
20	1	X	31.660	X	8.365	=	264.836 SQM
add	4	X	1.200	X	0.450	=	2.160 SQM
					TOTAL	=	1086.008 SQM
GROSS – B							
a	1	X	1.200	X	1.750	=	2.100 SQM
a1	1	X	3.300	X	2.250	=	7.425 SQM
b	4	X	0.545	X	0.400	=	0.872 SQM
c	1	X	2.000	X	3.300	=	6.600 SQM
d	1	X	1.650	X	0.550	=	0.908 SQM
e	1	X	1.650	X	0.550	=	0.908 SQM
f	2	X	5.100	X	2.700	=	27.540 SQM
g	1	X	0.400	X	1.200	=	0.480 SQM
h	4	X	2.850	X	2.400	=	24.990 SQM
j	1	X	0.950	X	2.670	=	2.536 SQM
k	1	X	1.450	X	1.200	=	1.740 SQM
m	1	X	1.250	X	1.350	=	1.688 SQM
n	1	X	2.350	X	1.350	=	3.173 SQM
p	1	X	0.850	X	1.000	=	0.850 SQM
q	1	X	0.700	X	1.000	=	0.700 SQM
r	1	X	0.700	X	1.250	=	0.875 SQM
	1	X	0.700	X	1.450	=	1.015 SQM
					TOTAL	=	83.721 SQM
TOTAL FAR AREA OF TYPICAL (11TH TO 16TH & 18TH TO 20TH) FLOOR TOWER-A & D			=	GROSS - A	-	GROSS – B	
			=	1086.008	-	83.721	
			=	1011.315	SQM		
BUILTUP AREA							
GROSS – C							
f	2	X	5.100	X	2.700	=	27.540 SQM
g	1	X	0.400	X	1.200	=	0.480 SQM
k	1	X	1.450	X	1.200	=	1.740 SQM
					TOTAL	=	29.760 SQM
TOTAL BUILTUP AREA OF TYPICAL (11TH TO 16TH & 18TH TO 20TH) FLOOR TOWER-A & D			=	FAR AREA	+	GROSS – C	
			=	1011.315	+	29.760	
			=	1041.075	SQM		
TOTAL NON FAR AREA OF TYPICAL (11TH TO 16TH & 18TH TO 20TH) FLOOR (TOWER-A & D)	=	BUILTUP AREA	-	FAR AREA			
	=	1041.075	-	1011.315			
	=	29.760	SQM				

Note :-

1. BUILDING WILL BE DESIGNED (STRUCTURES) AS PER RELEVANT IS CODES FOR EARTH QUAKE RESISTANCE.

PROJECT

REVISED (1ST REVISION) BUILDING PLANS OF PHASE-VI (PRIVANA-WEST) FALLING UNDER RESIDENTIAL COLONY UNDER NEW INTEGRATED LICENSING POLICY(NILP) DATED 11.05.2022 ON LAND MEASURING 116.29625 ACRES (LICENCE NO. 219 OF 2023,DATED 25-10-23.) (AN AREA MEASURING 103.05625 ACRES MIGRATION FROM LICENCE NO. 27 OF 2012 DATED 02.04.2012 AND 13.24 ACRES AS FRESH AS FRESH APPLIED AREA) IN SECTOR -76 & 77, GURUGRAM MANESAR URBAN COMPLEX BEING DEVELOPED BY DLF LTD.IN COLLABORATION WITH LAND OWNERS AND IT' S ASSOCIATE COMPANIES

DESIGN ARCHITECT

ARCHITECTS:-
DESIGN FORUM INTERNATIONAL
Address : K-47 , KAILASH COLONY , NEW DELHI -48
Phone : 011-46556600,46556601 , FAX - 46556601
Website: www.designforuminternational.com

ASSOCIATE ARCHITECTS

RSMS ARCHITECTS
RSMS ARCHITECTS PVT. LTD.
69,Nora Niwas Bhawani Kunj
(Behind D2), Vasant Kunj,
New Delhi-110070.
Tel.: 011-26898616,26898617
www.rsms-arch.com

This is a "PROVISIONAL BUILDING PLAN" approved only for the purpose of inviting Objections from the general public

S.T.P.(HQ) Member Secretary B.P.A.C. | S.T.P.(HQ) Member B.P.A.C. | CTP Chairman B.P.A.C.

DTP(HQ) | STP(HQ) | ATP

JD | PA | ATP | DINESH KUMAR PA(HQ)

TO BERECEIVED AT THIS OFFICE MEMO NO. 4391 DATED 19/11/2025

ARCHITECT'S SEAL & SIGNATURE	OWNER'S SEAL & SIGNATURE
SHANCHAL JAIN REGISTERED ARCHITECT CA/2005/35771	DLF Limited Authorised Signatory

Checked and Found fit for Public Hearing Subject to Service only subject to comments in Inspection Report

UAN :- PR/25/ 35520/ 0 Dt. 31/10/25

Drawing Title:- TYPICAL (2ND TO 10TH) & 11TH TO 16TH & 18TH TO 20TH) FLOOR PLAN TYPICAL (1ST TO 10TH) & 11TH TO 16TH & 18TH TO 20TH) AREA CALCULATION (TOWER-A & D)

Drawing No:- TA-03

03/11/2025