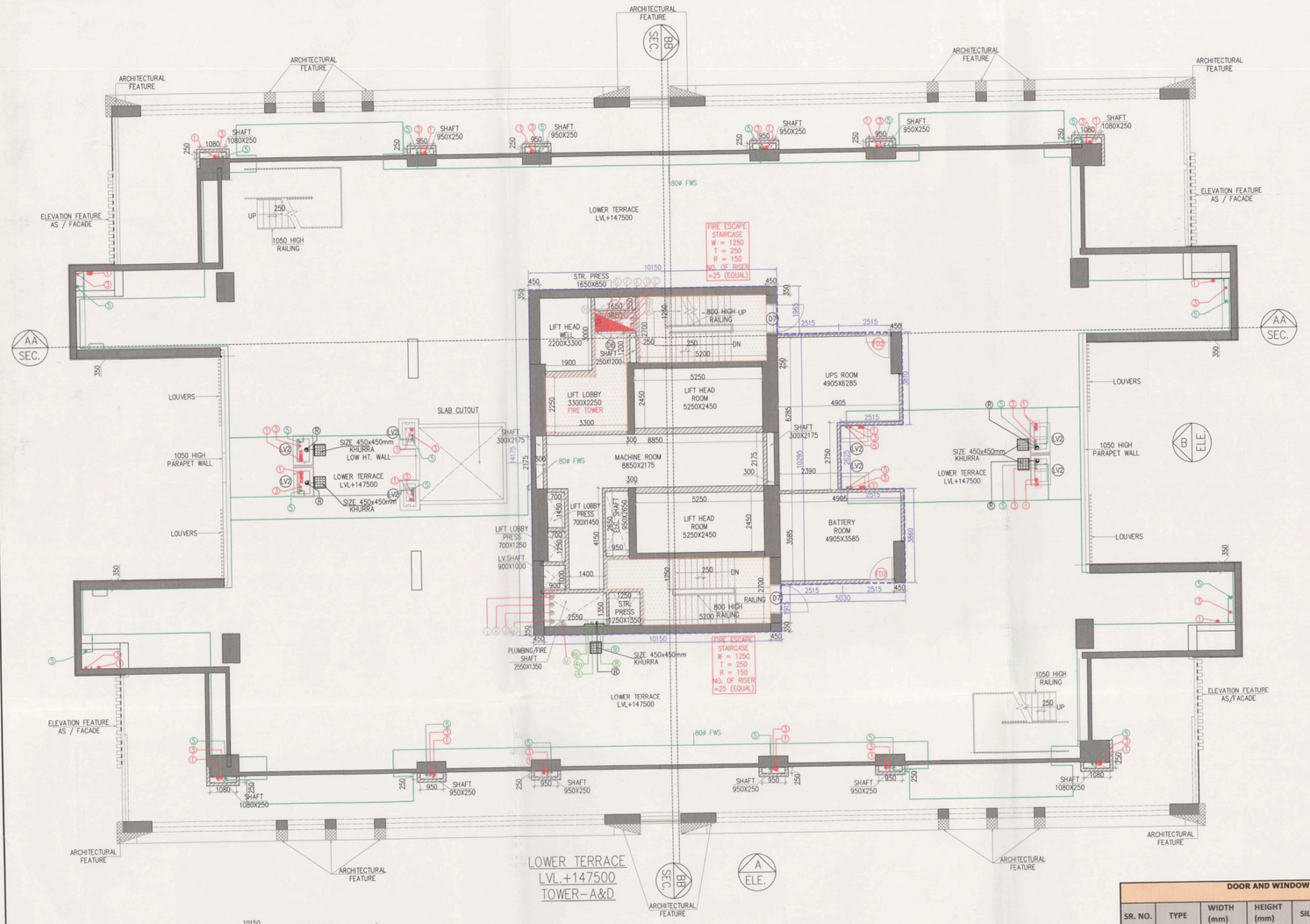

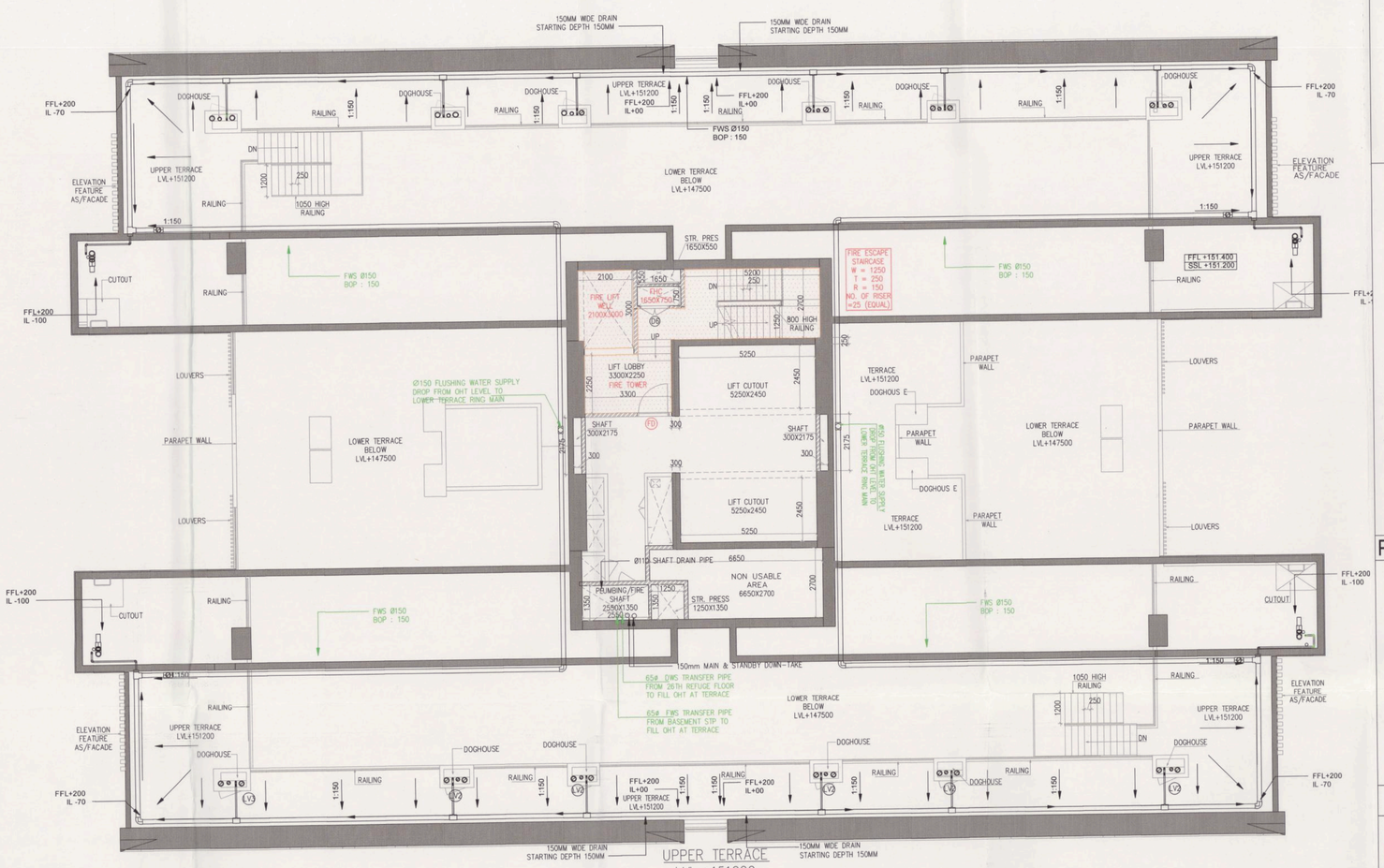

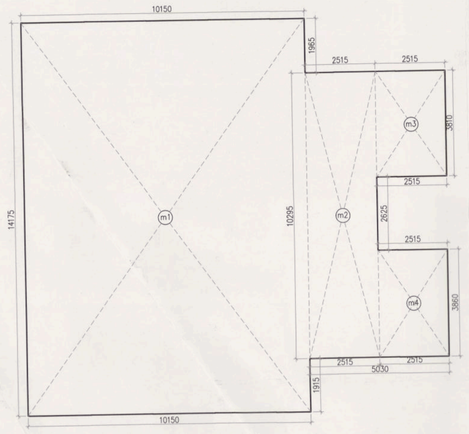

PHE,BATTERY,UPS & MUMTY AREA CALCULATION TOWER-A & D

PHE,BATTERY,UPS & MUMTY							
GROSS – A							
m1	1	X	10.150	X	14.175	=	143.876 SQM
m2	1	X	2.515	X	10.295	=	25.892 SQM
m3	1	X	2.515	X	3.810	=	9.582 SQM
m4	1	X	2.515	X	3.860	=	9.708 SQM
					TOTAL	=	189.058 SQM

DOOR AND WINDOW SCHEDULE						
SR. NO.	TYPE	WIDTH (mm)	HEIGHT (mm)	SILL LVL	LINTEL LVL	TYPE
1	D1	900	2100	0	2100	UPVC
2	D2	750	2100	0	2100	UPVC
3	D3	1000	2100	0	2100	UPVC
4	D3a	1000	2100	0	2100	UPVC
5	D4	800	2100	0	2100	UPVC
6	D5	1800	2400		2400	UPVC
7	D6	1100	2350	50	2400	UPVC
8	D7	1200	2400		2400	UPVC
9	D8	2100	2400		2400	UPVC
10	D9	1980	2400		2400	UPVC
11	SD1	2500	2600	0	2600	UPVC
12	SD2	1700	2600	0	2600	UPVC
13	SD3	3100	2600	0	2600	UPVC
14	SD4	2100	2600	0	2600	UPVC
15	SD5	4200	2600	0	2600	UPVC
16	SD6	2500	2600	0	2600	UPVC
17	SD8	2450	2600	0	2600	UPVC
18	SD9	3000	2600	0	2600	UPVC
19	DW1	1500	1550	1050	2600	UPVC
20	DW2	2300	2600	0	2600	UPVC
21	DW3	3000	5000	0	5000	UPVC
22	DW4	3000	5000	0	5000	UPVC
23	DW5	4000	5000	0	5000	UPVC
24	DW6	3900	5000	0	5000	UPVC
25	W1	750	1550	1050	2600	UPVC
26	W2	600	1550	1050	2600	UPVC
27	W3	700	1550	1050	2600	UPVC
28	W4	1100	1550	1050	2600	UPVC
29	W5	1200	1550	1050	2600	UPVC
30	W6	1700	1550	1050	2600	UPVC
31	W8	3200	1200	1050	2400	UPVC
32	FD	1200	2400	0	2400	2HR FIRE RATED
33	Fda	1200	2400	0	2400	2HR FIRE RATED
34	FD1	900	2400	0	2400	2HR FIRE RATED
35	FD2	1500	2400	0	2400	2HR FIRE RATED
36	FD3	1000	2400	0	2400	2HR FIRE RATED
37	FD4	750	2350	50	2400	2HR FIRE RATED
38	FD5	1000	2350	50	2400	2HR FIRE RATED
39	FD6	1100	2350	50	2400	2HR FIRE RATED
40	FD7	2000	2700		2700	2HR FIRE RATED
41	FD8	1200	2100		2100	2HR FIRE RATED
42	FD10	2400	2400		2400	2HR FIRE RATED
43	GL	3000	5000	0	5000	UPVC
44	GL1	1600	5000	0	5000	UPVC

SHAFT PIPE DETAIL

SYMBOL	ABBREVIATION	DESCRIPTION
	RWP	150ø RAIN WATER PIPE
	RWP	75ø RAIN WATER PIPE
	SP	150ø SOIL & WASTE PIPE
	V	100ø VENT PIPE
	DWS	DOMESTIC WATER SUPPLY DN. TAKE PIPE
	DWS	DOMESTIC WATER SUPPLY DN. TAKE PIPE TO TOP (TWO FLOOR)
	DWS	DOMESTIC WATER SUPPLY DN. TAKE PIPE TO PH. FLOOR
	FWS	FLUSHING WATER SUPPLY DN. TAKE PIPE
	DWS(R)	DOMESTIC WATER RISER TO OHT FILLING
	FWS (R)	FLUSHING WATER SUPPLY RISER TO OHT FILLING
X		100ø M.S PARKING DRAIN PIPE
X1		150ø M.S RAMP DRAIN PIPE

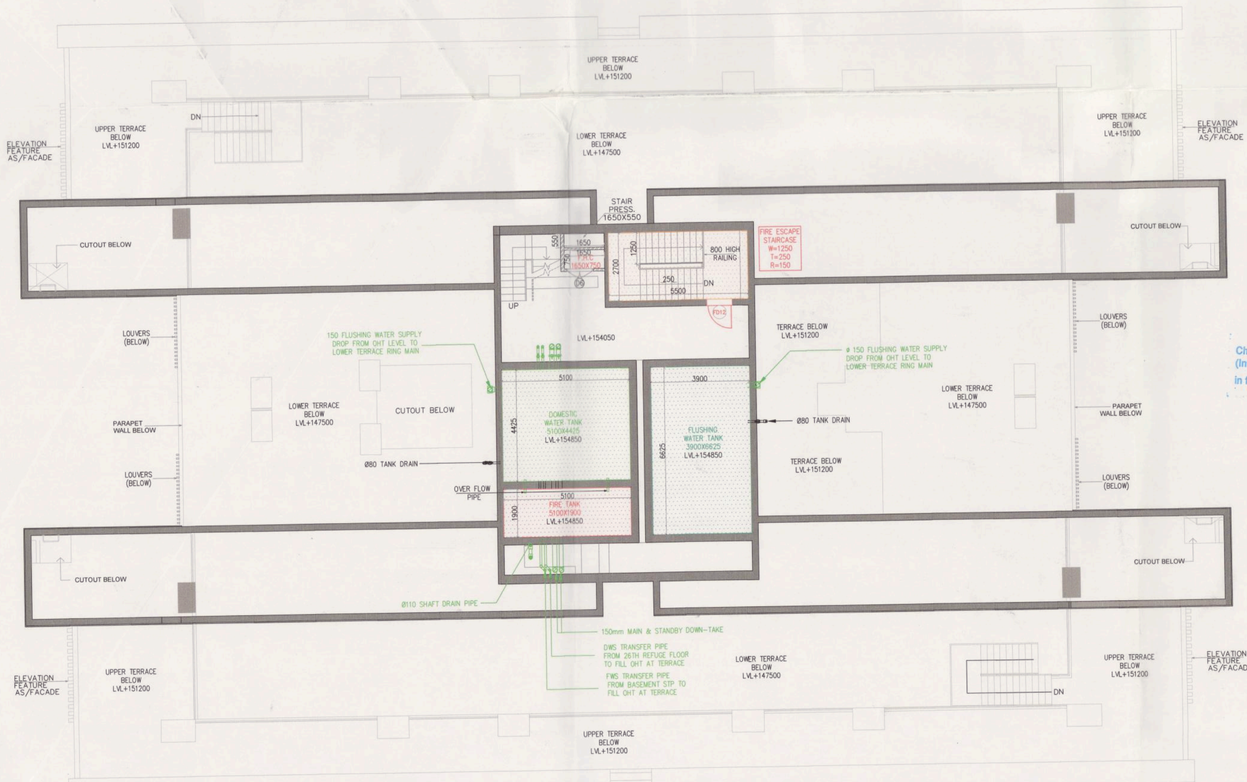

WATER TANK LVL.+154850 TOWER-A&D

Checked and found ok for Public Health (Internal) Service only subject to comments in in forwarding letter No. 355406 Dt. 21/11/2025

Superintending Engineer (HQ)
Chief Engineer-I
HSVP, Panchkula

ROOF PLAN LVL.+164050 TOWER-A&D

Note :-

1. BUILDING WILL BE DESIGNED (STRUCTURES) AS PER RELEVANT IS CODES FOR EARTH QUAKE RESISTANCE.

PROJECT

REVISED (1ST REVISION) BUILDING PLANS OF PHASE-VI (PRIVANA-WEST) FALLING UNDER RESIDENTIAL COLONY UNDER NEW INTEGRATED LICENSING POLICY(NILP) DATED 11.05.2022 ON LAND MEASURING 116.29625 ACRES (LICENCE NO. 219 OF 2023.DATED 25-10-23.) (AN AREA MEASURING 103.05625 ACRES MIGRATION FROM LICENCE NO. 27 OF 2012 DATED 02.04.2012 AND 13.24 ACRES AS FRESH AS FRESH APPLIED AREA) IN SECTOR -76 & 77, GURUGRAM MANESAR URBAN COMPLEX BEING DEVELOPED BY DLF LTD.IN COLLABORATION WITH LAND OWNERS AND IT' S ASSOCIATE COMPANIES

DESIGN ARCHITECT

ARCHITECTS:-
DESIGN FORUM INTERNATIONAL
Address : K-47 , KAILASH COLONY , NEW DELHI -48
Phone : 011-46556600,46556601 , FAX - 46556601
Website: www.designforuminternational.com

ASSOCIATE ARCHITECTS

RSMS ARCHITECTS
RSMS ARCHITECTS PVT. LTD.
69,Nora Niwas Bhawani Kunj
(Behind D2), Vasant Kunj,
New Delhi-110070.
Tel.: 011-26898616,26898617
www.rsms-arch.com

This is a "PROVISIONAL BUILDING PLAN" approved only for the purpose of inviting Objections from the general public

S.T.P.(HQ) Member Secretary B.P.A.C. | S.T.P.(Q) Member B.P.A.C. | C.T.P.(HR.) Chairman B.P.A.C.

DTP(HQ) | ATP(HQ) | JD. | P.A. | A.T.P.

DINESH KUMAR PA(HQ)

JD(HQ) B.P.A.C.

TO BE REALISED FROM THIS OFFICE
MEMO NO.: 43791
DATED : 18-11-2025

ARCHITECT'S SEAL & SIGNATURE	OWNER'S SEAL & SIGNATURE
CHANCHAL JAIN (REGISTERED ARCHITECT) CA/2005/36771	DLF Limited Authorised Signatory

JAN.-2025 | Scale : 1:100 | NORTH

Drawing Title:- LOWER TERRACE ,UPPER TERRACE , WATER TANK & ROOF PLAN & MUMTY AREA (TOWER-A&D)

Drawing No:- TA-07

03012025