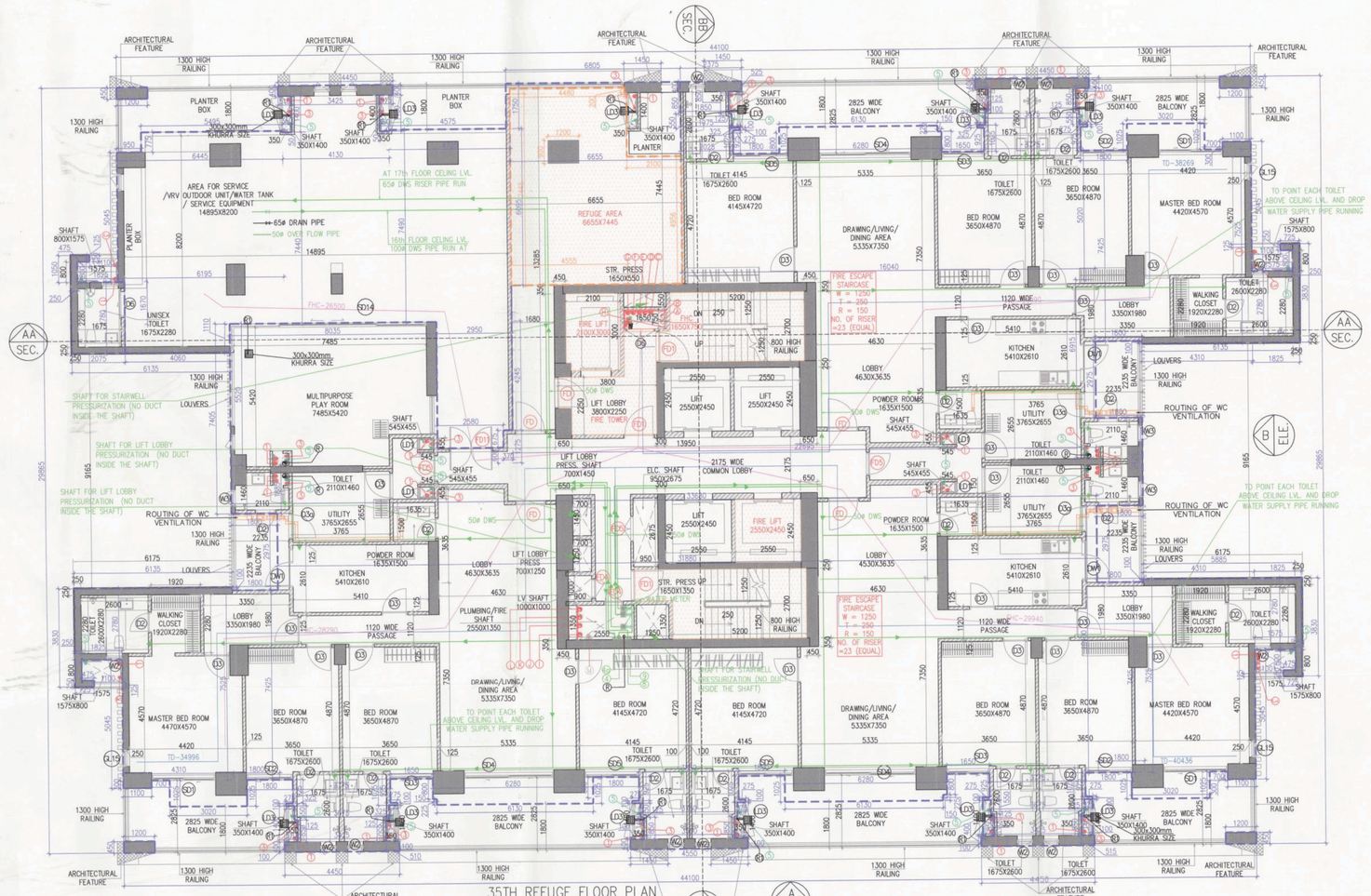

35TH REFUGE FLOOR PLAN
LVL.+122650
ON OF UNITS-03
TOWER-A&D

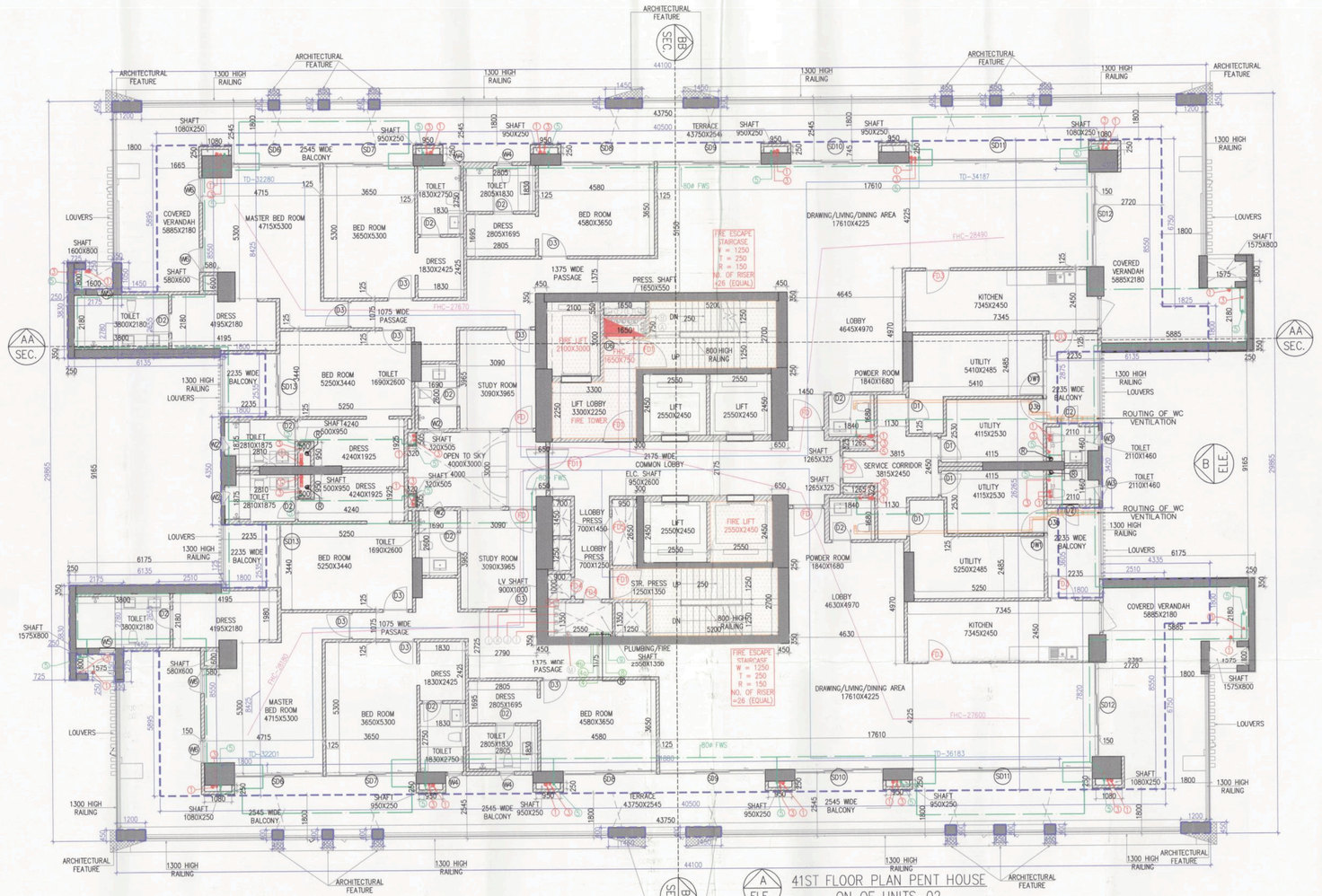

41ST FLOOR PLAN PENT HOUSE
ON OF UNITS-02
LVL.+143500
TOWER-A&D

DOOR AND WINDOW SCHEDULE						
SR. NO.	TYPE	WIDTH (mm)	HEIGHT (mm)	SILL LVL	LINTEL LVL	TYPE
1	D1	900	2100	0	2100	UPVC
2	D2	750	2100	0	2100	UPVC
3	D3	1000	2100	0	2100	UPVC
4	D4	1000	2100	0	2100	UPVC
5	D4	800	2100	0	2100	UPVC
6	D5	1800	2400	0	2400	UPVC
7	D6	1000	2100	30	2130	UPVC
8	D7	1200	2400	0	2400	UPVC
9	D8	2100	2400	0	2400	UPVC
10	D9	2800	2400	0	2400	UPVC
11	SD1	2500	2600	0	2600	UPVC
12	SD2	1700	2600	0	2600	UPVC
13	SD3	3100	2600	0	2600	UPVC
14	SD4	2100	2600	0	2600	UPVC
15	SD5	4000	2600	0	2600	UPVC
16	SD6	2500	2600	0	2600	UPVC
17	SD7	3400	2600	0	2600	UPVC
18	SD8	3000	2600	0	2600	UPVC
19	DW1	1500	1550	1050	2600	UPVC
20	DW2	2300	2600	0	2600	UPVC
21	DW3	3000	5000	0	5000	UPVC
22	DW4	3000	5000	0	5000	UPVC
23	DW5	4000	5000	0	5000	UPVC
24	DW6	3900	5000	0	5000	UPVC
25	W1	750	1550	1050	2600	UPVC
26	W2	600	1550	1050	2600	UPVC
27	W3	700	1550	1050	2600	UPVC
28	W4	1100	1550	1050	2600	UPVC
29	W5	1200	1550	1050	2600	UPVC
30	W6	1700	1550	1050	2600	UPVC
31	W7	1800	1550	1050	2600	UPVC
32	FD	1200	2400	0	2400	2HR FIRE RATED
33	FD1	1200	2400	0	2400	2HR FIRE RATED
34	FD2	900	2400	0	2400	2HR FIRE RATED
35	FD3	1500	2400	0	2400	2HR FIRE RATED
36	FD3	1000	2400	0	2400	2HR FIRE RATED
37	FD4	750	2350	50	2400	2HR FIRE RATED
38	FD5	1000	2350	50	2400	2HR FIRE RATED
39	FD6	1100	2350	50	2400	2HR FIRE RATED
40	FD7	2000	2700		2700	2HR FIRE RATED
41	FD8	1200	2100		2100	2HR FIRE RATED
42	FD10	2400	2400		2400	2HR FIRE RATED
43	GL	5000	5000	0	5000	UPVC
44	GL1	1600	5000	0	5000	UPVC

SHAFT PIPE DETAIL

SYMBOL	ABBRIVATION	DESCRIPTION
(C) CW	RWP	150H RAIN WATER PIPE
(F) FW	FWP	2M FAIN WATER PIPE
(S) SP	SP	150H SOIL & WASTE PIPE
(V) VP	VP	150H VENT PIPE
(A) a	DWC	DOMESTIC WATER SUPPLY ON TIMC PIPE
(B) a	DWC	DOMESTIC WATER SUPPLY ON TIMC PIPE TO TOP (TWO FLOOR
(B) a	DWC	DOMESTIC WATER SUPPLY ON TIMC PIPE TO PH. FLOOR
(A) a	FWC	FLUSHING WATER SUPPLY ON TIMC PIPE
(D) a	DWCW	DOMESTIC WATER WIER TO OHT FILLING
(D) a	FWC (R)	FLUSHING WATER SUPPLY RISER TO OHT FILLING
X		150H M.S PARKING DRAIN PIPE
X1		150H M.S RAMP DRAIN PIPE

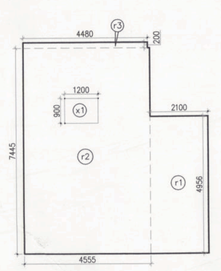

35th REFUGE FLOOR
TOWER-A & D

REFUGE AREA CALCULATION - 35TH. REFUGE FLOOR (TOWER-A & D)									
GROSS – A									
r1	=	1	X	2.100	X	4.956	=	10.408	SQM
r2	=	1	X	4.955	X	7.445	=	33.912	SQM
r3	=	1	X	4.460	X	1.300	=	5.798	SQM
						TOTAL	=	48.218	SQM
GROSS – B									
s1	=	1	X	1.200	X	0.900	=	1.080	SQM
						TOTAL	=	1.080	SQM

TOTAL REFUGE AREA	=	GROSS – A	-	GROSS – B
	=	48.218		1.080
	=	44.136	SQM	
GROSS AREA OF 35TH FLOOR	=	795.392	SQM	
GROSS AREA OF TYPICAL 36TH FLOOR	=	1005.602	SQM	
TOTAL	=	1795.994	SQM	

TOTAL NO. OF OCCUPANTS	=	GROSS AREA	/	OCCUPANT FACTOR		
	=	1795.994	/	12.5	=	144 PERSONS
REFUGE AREA REQUIRED	=	0.3 SQM. PER PERSON.	+	0.9 SQM. ADDITIONAL SPAE TO ACCOMMODATE WHEEL CHAIR		
	=	0.3	X	144	+	0.9
	=	43.200			=	0.9
PROPOSED REFUGE AREA	=	44.100	SQM.			
	=	44.136	SQM.			

LIFT CAPACITY			
SR. NO.	Shaft Size (mm)	Car Size (mm)	Capacity
1	2550x2450	2000x1550x2700	20PI 1350Kg
2	1900x3000	1100x2300x2700	16PI 1089Kg
3	2550x2450	1600x1900x2700	20PI 1360Kg

DIMENSION LEGEND	
1525	ARCHITECTURE DIM.
1525	AREA DIM.

PART PLAN POWER ROOM

SECTION : A-A'

TYPICAL MECHANICAL VENTILATION CALCULATION FOR POWDER ROOM							
S. NO.	LOCATION	AREA (SQ.M)	HEIGHT (SQ.M)	VOLUME (CU.M)	DESIGN CFM (CFM)	SELECTED EXHAUST FAN (NOS)	FAN SIZE (MM)	EXHAUST DUCT SIZE (MM)
1	TYPICAL MECHANICAL VENTILATION FOR POWDER ROOM							
1.1	POWDER ROOM	26.4	3	258	47.80	1#150x8in cassette in line fan	150	1-150DIA

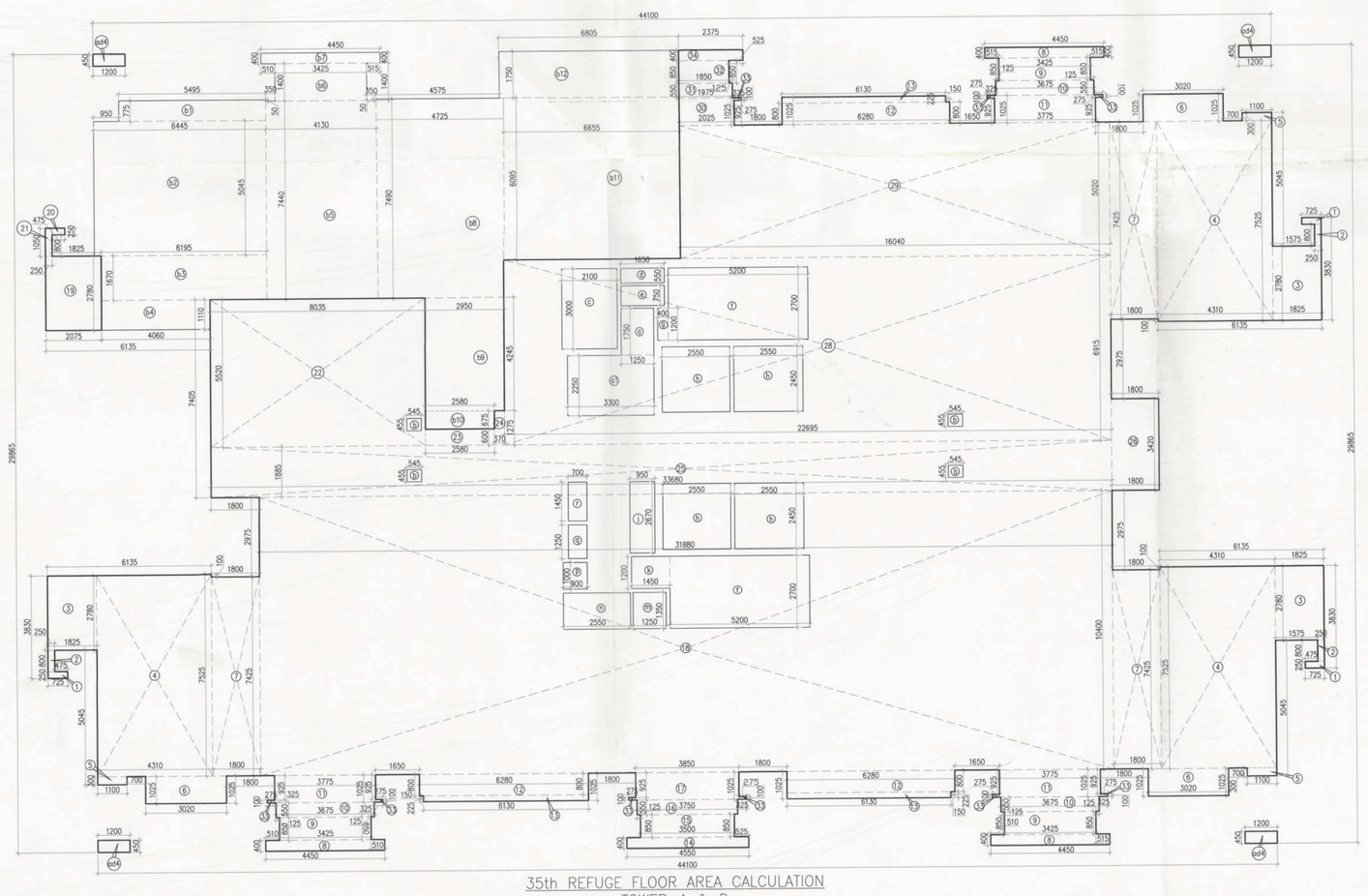

35th REFUGE FLOOR AREA CALCULATION
TOWER-A & D

35th REFUGE FLOOR AREA CALCULATION TOWER-A & D								
GROSS – A								
1	3	X	0.725	X	0.250	=	0.544	SQM
2	3	X	0.250	X	0.800	=	0.600	SQM
3	3	X	1.825	X	2.780	=	15.221	SQM
4	3	X	4.310	X	7.525	=	97.208	SQM
5	3	X	1.100	X	0.300	=	0.990	SQM
6	3	X	3.500	X	1.025	=	10.763	SQM
7	3	X	1.800	X	1.425	=	7.695	SQM
8	3	X	4.450	X	0.300	=	4.005	SQM
9	3	X	3.475	X	0.850	=	8.734	SQM
10	3	X	3.475	X	0.550	=	6.064	SQM
11	3	X	3.775	X	1.025	=	11.658	SQM
12	3	X	6.280	X	0.800	=	15.072	SQM
13	3	X	6.130	X	0.225	=	4.138	SQM
14	1	X-	4.850	X	0.400	=	1.820	SQM
15	1	X	3.500	X	0.850	=	2.975	SQM
16	1	X	3.750	X	0.550	=	2.063	SQM
17	1	X	3.850	X	1.025	=	3.946	SQM
18	1	X	31.880	X	10.400	=	331.552	SQM
19	1	X	2.075	X	2.780	=	5.769	SQM
20	1	X	0.475	X	0.250	=	0.119	SQM
21	1	X	0.250	X	1.050	=	0.263	SQM
22	1	X	8.035	X	5.500	=	44.193	SQM
23	1	X	2.680	X	0.550	=	1.474	SQM
24	1	X	0.550	X	1.275	=	0.412	SQM
25	1	X	33.480	X	1.885	=	63.467	SQM
26	1	X	1.800	X	3.430	=	6.174	SQM
28	1	X	22.895	X	6.915	=	158.338	SQM
29	1	X	18.040	X	5.025	=	90.621	SQM
30	1	X	2.025	X	1.025	=	2.076	SQM
31	1	X	1.975	X	0.550	=	1.086	SQM
32	1	X	1.850	X	0.850	=	1.573	SQM
33	9	X	0.275	X	0.100	=	0.248	SQM
34	1	X	2.375	X	0.400	=	0.950	SQM
ent	4	X	1.200	X	0.400	=	2.160	SQM
					TOTAL	=	925.059	
GROSS – B								
a	1	X	1.250	X	1.750	=	2.188	SQM
a1	1	X	3.300	X	2.250	=	7.425	SQM
b	4	X	0.545	X	0.450	=	0.981	SQM
c	1	X	2.700	X	2.350	=	6.345	SQM
d	1	X	1.650	X	0.550	=	0.908	SQM
e	1	X	1.650	X	0.750	=	1.238	SQM
f	2	X	5.200	X	2.750	=	28.080	SQM
g	1	X	0.400	X	1.200	=	0.480	SQM
h	4	X	2.550	X	2.450	=	24.990	SQM
i	1	X	0.950	X	2.870	=	2.537	SQM
k	1	X	1.450	X	1.200	=	1.740	SQM
m	1	X	1.250	X	1.350	=	1.688	SQM
n	1	X	2.550	X	1.350	=	3.443	SQM
p	1	X	1.000	X	0.900	=	0.900	SQM
q	1	X	0.700	X	1.250	=	0.875	SQM
r	1	X	0.700	X	1.450	=	1.015	SQM
					TOTAL	=	84.796	

TOTAL FAR AREA OF 35th (REFUGE) FLOOR TOWER-A & D	=	GROSS - A	-	GROSS – B		
	=	925.059		84.796		
	=	840.263	SQM			
GROSS – C	BUILTUP AREA					
s1	1	X	5.495	X	0.775	=	4.259	SQM
s2	1	X	6.445	X	5.045	=	32.513	SQM
s3	1	X	6.195	X	1.670	=	10.346	SQM
s4	1	X	4.060	X	1.110	=	4.507	SQM
s5	1	X	4.130	X	7.440	=	30.727	SQM
s6	1	X	3.425	X	1.400	=	4.795	SQM
s7	1	X	4.450	X	0.350	=	1.558	SQM
s8	1	X	4.725	X	7.480	=	35.346	SQM
s9	1	X	2.950	X	4.245	=	12.523	SQM
s10	1	X	2.580	X	0.675	=	1.742	SQM
s11	1	X	6.655	X	6.095	=	40.562	SQM
s12	1	X	6.805	X	1.750	=	11.909	SQM
f	2	X	5.200	X	2.750	=	28.080	SQM
g	1	X	0.400	X	1.200	=	0.480	SQM
k	1	X	1.450	X	1.200	=	1.740	SQM
					TOTAL	=	221.354	SQM
TOTAL BUILTUP AREA OF 35th (REFUGE) FLOOR TOWER-A & D	=	FAR AREA	+	GROSS – C		
	=	840.263	+	221.354		
		1061.617	SQM			
TOTAL NON FAR AREA OF 35th (REFUGE) FLOOR TOWER-A & D	=	BUILTUP AREA	-	FAR AREA		
	=	1061.617		840.263		
	=	221.354	SQM			

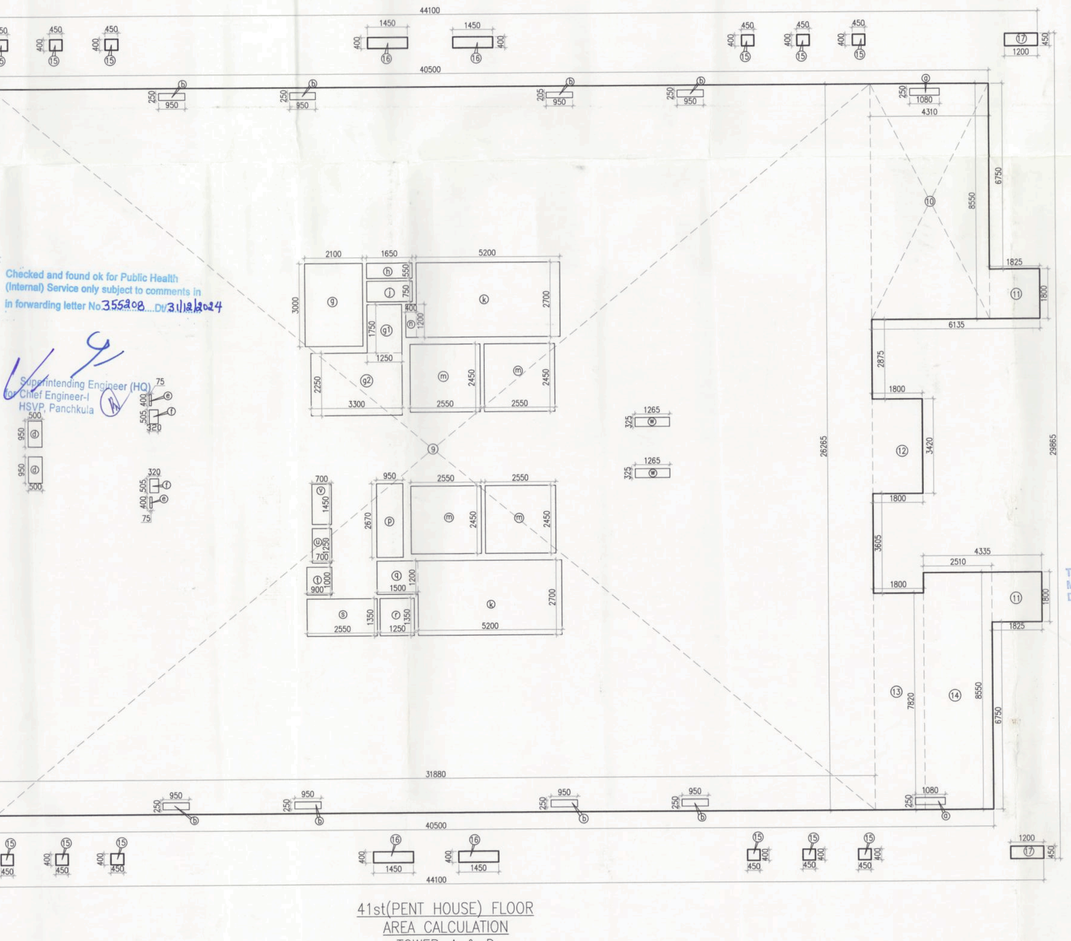

41st(PENT HOUSE) FLOOR
AREA CALCULATION
TOWER-A & D

41ST (PENT HOUSE) FLOOR AREA CALCULATION TOWER-A & D								
GROSS – A								
1	2	X	1.030	X	2.780	=	11.023	SQM
2	2	X	0.275	X	0.800	=	0.440	SQM
3	2	X	1.725	X	2.250	=	7.763	SQM
4	1	X	0.380	X	1.050	=	0.398	SQM
4a	1	X	5.380	X	7.925	=	42.631	SQM
5	2	X	1.475	X	1.150	=	3.393	SQM
6	2	X	2.610	X	8.150	=	42.591	SQM
7	2	X	1.800	X	8.425	=	30.330	SQM
8	1	X	1.800	X	4.350	=	7.830	SQM
9	2	X	21.880	X	28.200	=	616.872	SQM
10	1	X	4.310	X	1.950	=	8.405	SQM
11	2	X	2.300	X	1.450	=	6.670	SQM
12	1	X	1.800	X	3.400	=	6.120	SQM
13	1	X	1.800	X	7.820	=	14.076	SQM
14	1	X	2.610	X	6.550	=	17.091	SQM
15	12	X	0.400	X	0.400	=	2.080	SQM
16	1	X	1.200	X	0.400	=	0.480	SQM
17	4	X	1.200	X	0.400	=	2.160	SQM
					TOTAL	=	1031.487	SQM
GROSS – B								
a	4	X	1.080	X	0.250	=	1.080	SQM
b	2	X	0.545	X	0.450	=	0.490	SQM
c	2	X	1.650	X	0.850	=	2.805	SQM
d	2	X	0.350	X	0.350	=	0.350	SQM
e	2	X	0.675	X	0.450	=	0.608	SQM
f	2	X	0.325	X	0.925	=	0.601	SQM
g	2	X	1.250	X	0.350	=	0.875	SQM
a1	1	X	3.300	X	1.750	=	5.775	SQM
h	1	X	3.300	X	2.250	=	7.425	SQM
i	1	X	1.650	X	0.550	=	0.908	SQM
j	1	X	1.650	X	0.750	=	1.238	SQM
k	1	X	5.200	X	2.750	=	14.300	SQM
m	4	X	2.550	X	2.450	=	24.990	SQM
n	1	X	0.400	X	1.200	=	0.480	SQM
o	1	X	0.950	X	2.670	=	2.537	SQM
q	1	X	1.500	X	1.200	=	1.800	SQM
r	1	X	1.450	X	1.750	=	2.538	SQM
s	1	X	2.950	X	1.000	=	2.950	SQM
t	1	X	0.800	X	1.000	=	0.800	SQM
u	1	X	2.950	X	1.250	=	3.688	SQM
v	1	X	0.750	X	1.450	=	1.088	SQM
w	1	X	0.350	X	0.325	=	0.114	SQM
					TOTAL	=	89.695	SQM
TOTAL FAR AREA OF 41st (PENT HOUSE) FLOOR AREA CALCULATION	=	GROSS - A	+	GROSS – B				
	=	1031.487	+	89.695				
	=	941.792	SQM					
GROSS – C	BUILTUP AREA							
K	2	X	5.200	X	2.700	=	28.080	SQM
n	1	X	0.400	X	1.200	=	0.480	SQM
q	1	X	1.500	X	1.200	=	1.800	SQM
					TOTAL	=	30.360	SQM
TOTAL BUILTUP AREA OF 41st (PENT HOUSE) FLOOR AREA CALCULATION	=	FAR AREA	+	GROSS – C				
	=	941.792	+	30.360				
	=	972.152	SQM					
TOTAL NON FAR AREA OF OF 41th (PENT HOUSE) FLOOR	=	BUILTUP AREA	-	FAR AREA				
	=	972.152		941.792				
	=	30.360	SQM					

Note :-

1. BUILDING WILL BE DESIGNED (STRUCTURES) AS PER RELEVANT IS CODES FOR EARTH QUAKE RESISTANCE.

PROJECT

REVISED (1ST REVISION) BUILDING PLANS OF PHASE-VI (PRIVANA-WEST) FALLING UNDER RESIDENTIAL COLONY UNDER NEW INTEGRATED LICENSING POLICY(NILP) DATED 11.05.2022 ON LAND MEASURING 116.29625 ACRES (LICENCE NO. 219 OF 2023,DATED 25-10-23.) (AN AREA MEASURING 103.09625 ACRES MIGRATION FROM LICENCE NO. 27 OF 2012 DATED 02.04.2012 AND 13.24 ACRES AS FRESH AS FRESH APPLIED AREA) IN SECTOR- 76 & 77, GURUGRAM MANESAR URBAN COMPLEX BEING DEVELOPED BY DLF LTD.IN COLLABORATION WITH LAND OWNERS AND IT' S ASSOCIATE COMPANIES

DESIGN ARCHITECT

ARCHITECTS:-
DESIGN FORUM INTERNATIONAL
Address : K-47 , KAILASH COLONY , NEW DELHI -48
Phone : 011-46556600,46556601 , FAX - 46556601
Website: www.designforuminternational.com

ASSOCIATE ARCHITECTS

RSMS ARCHITECTS
RSMS ARCHITECTS PVT. LTD.
69,Nora Niwas Bhawani Kunj
(Behind D2), Vasant Kunj,
New Delhi-110070.
Tel.: 011-26898616,26898617
www.rsms-arch.com

This is a "PROVISIONAL BUILDING PLAN" approved only for the purpose of inviting Objections from the general public

S.T.P.(HQ) Member Secretary B.P.A.C. | S.T.P.(G) Member B.P.A.C. | C.T.P.(HR.) Chairman B.P.A.C.

DTP(HQ) | ATP(HQ) | PA | ATP(HQ) | DINESH KUMAR PA(HQ) | JTP(HQ) MEMBER B.P.A.C.

Checked and found ok for Public Health (Internal) Service only subject to comments in in forwarding letter No.355498 Dt.21/11/2024
Executive Engineer (HQ) Public Health Panchkula

TO EE PHEO (W) UTILITIES OFFICE MEMO NO. 43791 DATED 18/11/2025

ARCHITECT'S SEAL & SIGNATURE	OWNER'S SEAL & SIGNATURE
CHARANJEET JAIN PRINCIPAL ARCHITECTS CA/2005/36771	DLF Limited Authorised Signatory

JAN.-2025 | Scale : 1:100 | NORTH

Drawing Title:- 35TH REFUGE FLOOR PLAN , 41ST FLOOR PENT HOUSE PLAN & AREA CALCULATION (TOWER-A&D)

Drawing No:- TA-06

03012025