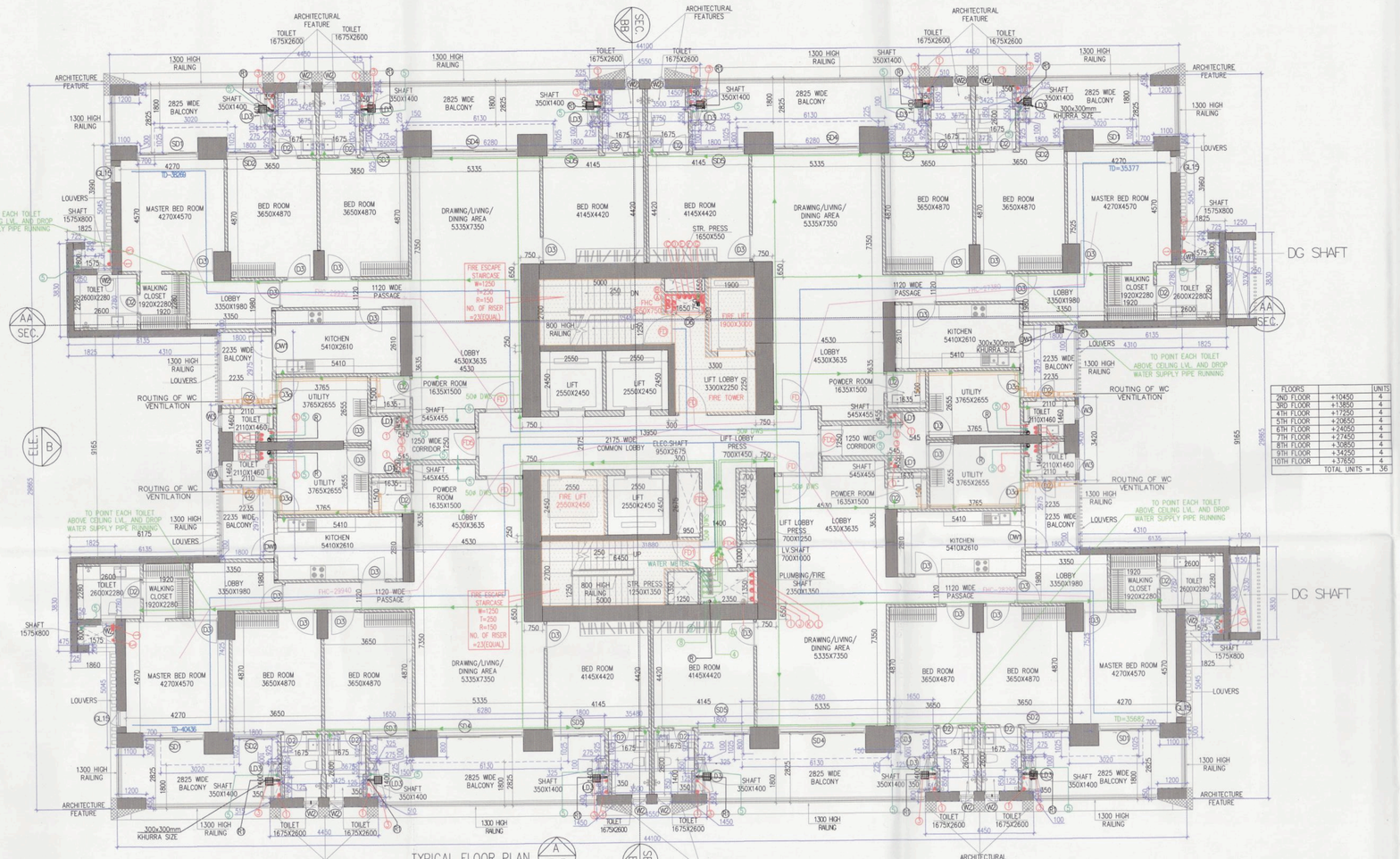

TYPICAL FLOOR PLAN
(2ND TO 10TH)
TOWER-E

FLOORS		UNIT
2ND FLOOR	4125SQ	6
3RD FLOOR	4125SQ	6
4TH FLOOR	4125SQ	6
5TH FLOOR	4125SQ	6
6TH FLOOR	4125SQ	6
7TH FLOOR	4125SQ	6
8TH FLOOR	4125SQ	6
9TH FLOOR	4125SQ	6
10TH FLOOR	4125SQ	6
	TOTAL UNITS =	56

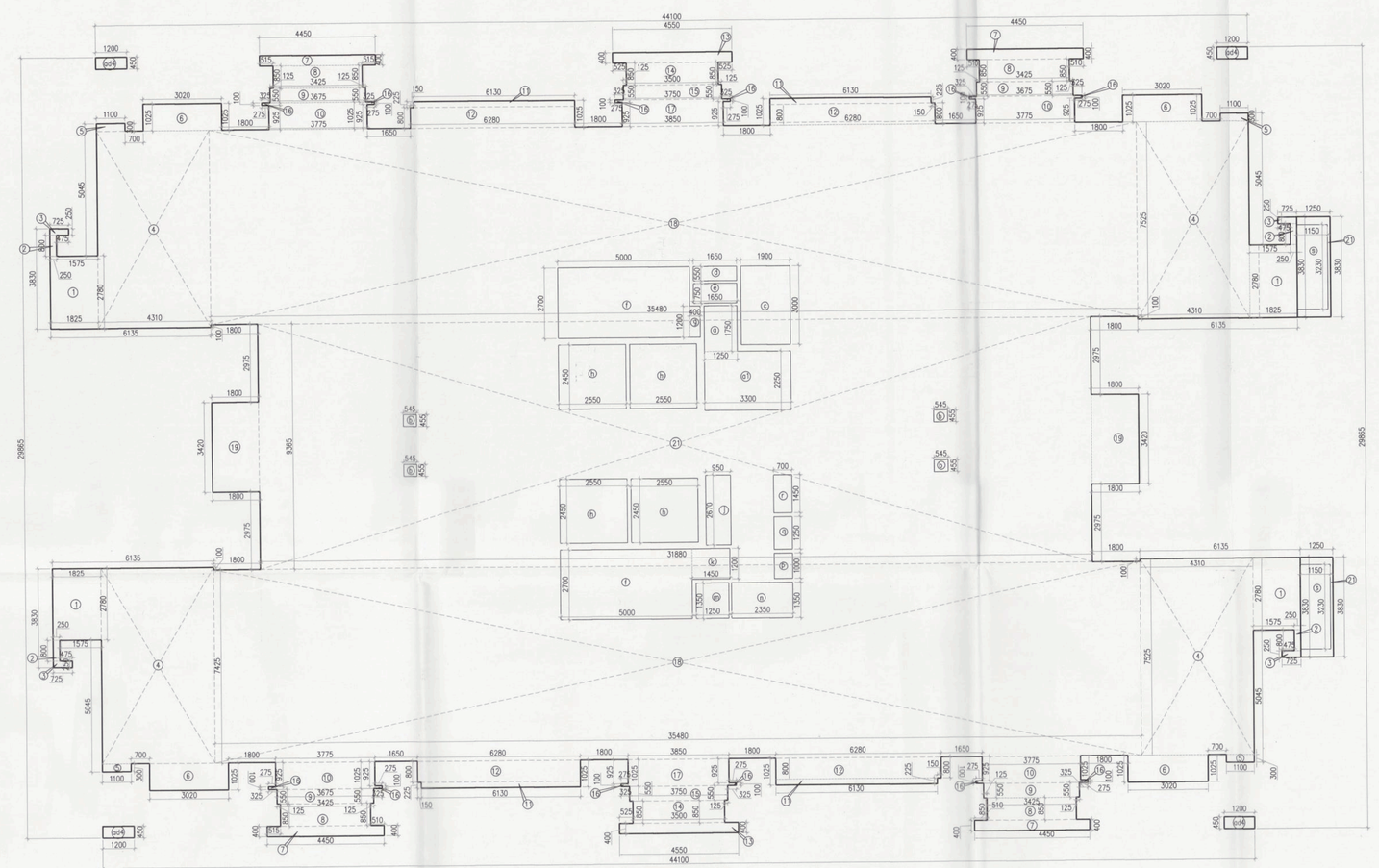

TYPICAL FLOOR AREA CALCULATION
1ST TO 10TH FLOOR
TOWER-E

AREA CALCULATION OF TYPICAL (1st TO 10th) FLOOR (TOWER-E)								
GROSS – A								
1	4	X	1.825	X	2.780	=	20.294	SQM
2	4	X	3.675	X	2.780	=	40.842	SQM
3	4	X	0.725	X	2.250	=	6.525	SQM
4	4	X	8.310	X	1.525	=	126.731	SQM
5	4	X	1.100	X	0.300	=	1.320	SQM
6	4	X	3.025	X	1.025	=	12.382	SQM
7	4	X	4.425	X	0.850	=	15.045	SQM
8	4	X	3.425	X	0.850	=	11.645	SQM
9	4	X	2.100	X	1.025	=	8.610	SQM
10	4	X	3.775	X	1.025	=	15.478	SQM
11	4	X	6.130	X	0.225	=	5.517	SQM
12	4	X	8.280	X	0.800	=	26.496	SQM
13	2	X	4.500	X	0.400	=	3.640	SQM
14	2	X	3.500	X	0.400	=	2.800	SQM
15	2	X	5.775	X	0.550	=	6.353	SQM
16	2	X	3.725	X	0.325	=	2.421	SQM
17	2	X	3.850	X	1.025	=	7.893	SQM
18	2	X	35.480	X	7.425	=	526.678	SQM
19	2	X	1.800	X	3.425	=	12.312	SQM
20	1	X	31.860	X	9.365	=	298.358	SQM
21	4	X	1.250	X	0.400	=	2.000	SQM
22	4	X	1.200	X	0.400	=	1.920	SQM
					TOTAL	=	1104.611	SQM
GROSS – B								
a	1	X	1.250	X	1.750	=	2.188	SQM
b	4	X	3.300	X	2.250	=	29.700	SQM
c	4	X	0.540	X	1.000	=	2.160	SQM
d	1	X	0.950	X	0.700	=	0.665	SQM
e	1	X	1.650	X	0.350	=	0.578	SQM
f	1	X	1.650	X	0.750	=	1.238	SQM
g	1	X	0.650	X	2.750	=	27.000	SQM
g	1	X	0.450	X	1.200	=	0.540	SQM
h	1	X	0.750	X	1.200	=	0.900	SQM
i	1	X	2.250	X	1.250	=	2.937	SQM
j	1	X	1.450	X	1.200	=	1.740	SQM
m	1	X	3.250	X	1.300	=	4.225	SQM
n	1	X	2.350	X	1.350	=	3.173	SQM
o	1	X	1.350	X	1.350	=	1.823	SQM
p	1	X	0.700	X	1.250	=	0.875	SQM
q	1	X	0.700	X	1.250	=	0.875	SQM
r	2	X	1.150	X	1.250	=	2.875	SQM
s	2	X	1.150	X	1.250	=	2.875	SQM
					TOTAL	=	95.678	SQM
TOTAL FAR AREA OF TYPICAL (1st TO 10th) FLOOR (TOWER-E)				=	GROSS – A	-	GROSS – B	
				=	1104.611	-	95.678	
				=	1014.936	SQM		
BUILTUP AREA								
GROSS – C								
1	2	X	6.000	X	2.700	=	27.000	SQM
2	1	X	0.400	X	1.200	=	0.480	SQM
3	1	X	1.450	X	1.200	=	1.740	SQM
					TOTAL	=	29.220	SQM
TOTAL BUILTUP AREA OF TYPICAL (1st TO 10th) FLOOR (TOWER-E)				=	FAR AREA	+	GROSS – C	
				=	1014.936	+	29.220	
				=	1043.796	SQM		
TOTAL NON FAR AREA OF TYPICAL (1st TO 10th) FLOOR (TOWER-E)			=	BUILTUP AREA	-	FAR AREA		
			=	1043.796		1014.936		
			=	28.220	SQM			

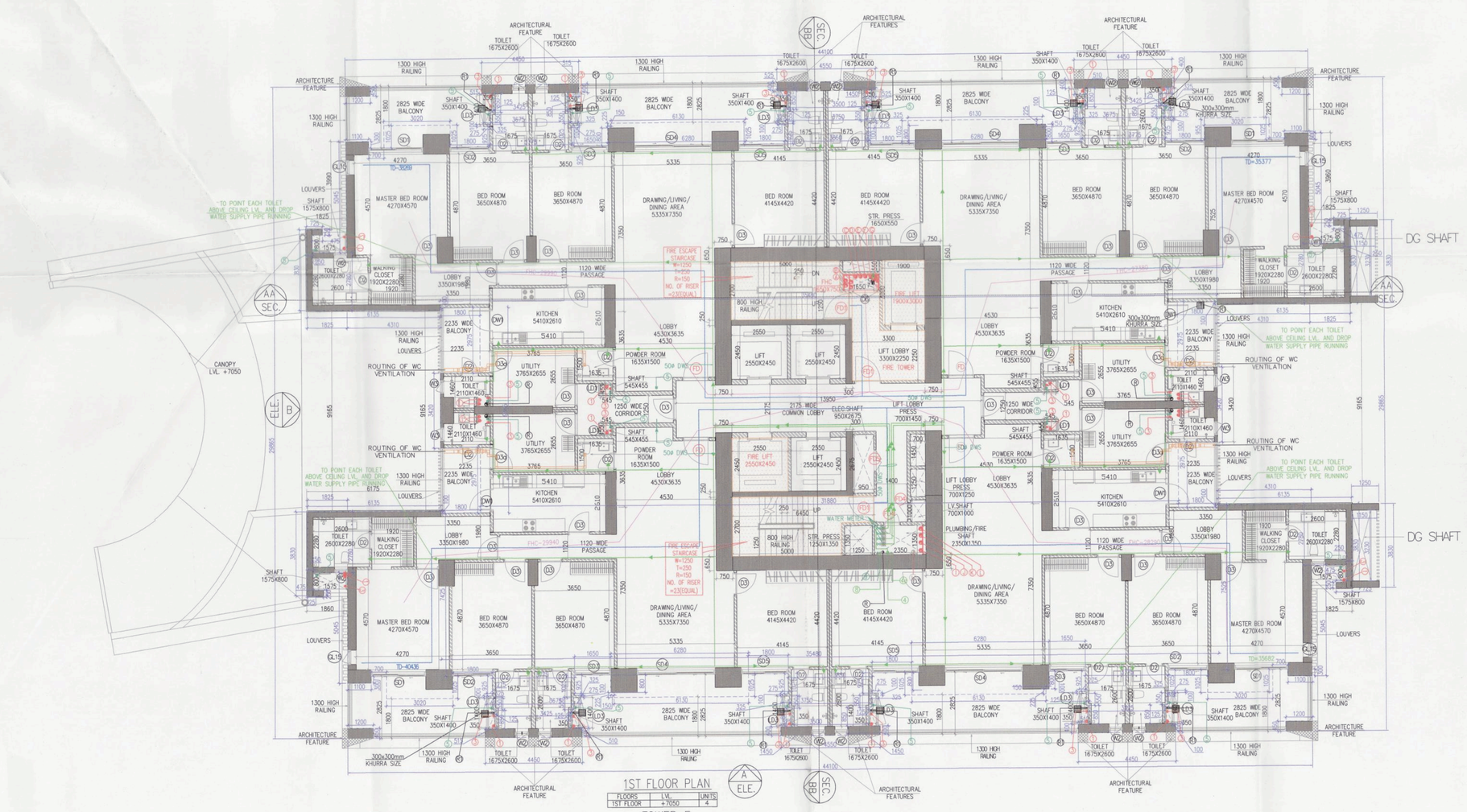

1ST FLOOR PLAN
1ST FLOOR = +3000 A
TOWER-E

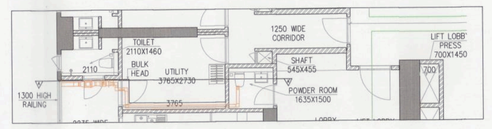

PART PLAN (POWER ROOM)

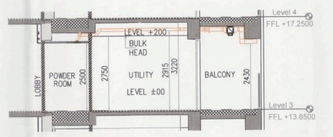

SECTION : A-A

TYPICAL MECHANICAL VANTILATION CALCULATION FOR POWDER ROOM								
S. NO.	LOCATION	AREA (Sq.ft)	HEIGHT (Ft.)	VOLUME (Cu.ft)	DESIGN CFM CFM	SELECTED EXHAUST FAN	FAN SIZE DIA	EXHAUST DUCT SIZE DIAMETER (mm)
1	TYPICAL MECHANICAL VANTILATION FOR POWDER ROOM							
1.1	POWDER ROOM	26.4	9	238	47.60	18"100cfm cassette in line fan	150	110(OD)

DIMENSION LEGEND	
1525	ARCHITECTURE DIM.
1525	AREA DIM.

LIFT CAPACITY

SR. NO.	Shaft Size (mm)	Car Size (mm)	Capacity
1	2500x2400	2000x1500x2700	20Pl 1360Kg
2	1900x3000	1100x2300x2700	16Pl 1088Kg
3	2500x2400	1600x1900x2700	20Pl 1360Kg

SHAFT PIPE DETAIL

SYMBOL	ABBRIVATION	DESCRIPTION
	RWP	150Ø RAIN WATER PIPE
	RWP	75Ø RAIN WATER PIPE
	SP	100Ø SOIL & WASTE PIPE
	V	100Ø VENT PIPE
	CWS	DOMESTIC WATER SUPPLY DN. TANK PIPE
	CWS	DOMESTIC WATER SUPPLY DN. TANK PIPE TO TOP (TWO FLOOR)
	CWS	DOMESTIC WATER SUPPLY DN. TANK PIPE TO PH. FLOOR
	FWS	PLUSHING WATER SUPPLY DN. TANK PIPE
	DWS(R)	DOMESTIC WATER RISER TO OHT. FILLING
	FWS (R)	PLUSHING WATER SUPPLY RISER TO OHT FILLING
X		100Ø M.S RAINWATER DRAIN PIPE
X1		150Ø M.S RAMP DRAIN PIPE

Checked and found ok for Public Health (Internal) Services only subject to commenta in in forwarding letter no. 35520B Dt. 31/12/24

Executing Engineer (HQ)
Sub Divisional Engineer-I
Public Health Panchkula

DOOR AND WINDOW SCHEDULE						
SR. NO.	TYPE	WIDTH (mm)	HEIGHT (mm)	SILL LVL	LINTEL LVL	TYPE
1	D1	900	2100	0	2100	UPVC
2	D2	750	2100	0	2100	UPVC
3	D3	1000	2100	0	2100	UPVC
4	D3a	1000	2100	0	2100	UPVC
5	D4	800	2100	0	2100	UPVC
6	D5	1800	2400		2400	UPVC
7	D6	1100	300	30	300	UPVC
8	D7	1200	300		300	UPVC
9	D8	1200	300		300	UPVC
10	D9	1800	300		300	UPVC
11	SD1	2500	2600	0	2600	UPVC
12	SD2	1700	2600	0	2600	UPVC
13	SD3	3100	2600	0	2600	UPVC
14	SD4	2100	2600	0	2600	UPVC
15	SD5	6300	2600	0	2600	UPVC
16	SD6	2500	2600	0	2600	UPVC
17	SD8	2400	2600	0	2600	UPVC
18	SD9	3000	2600	0	2600	UPVC
19	DW1	1500	1550	1050	2600	UPVC
20	DW2	1300	1600	0	1600	UPVC
21	DW3	3000	1600	0	1600	UPVC
22	DW4	6000	1600	0	1600	UPVC
23	DW5	4000	1600	0	1600	UPVC
24	DW6	5000	1600	0	1600	UPVC
25	W1	750	1550	1050	2600	UPVC
26	W2	600	1550	1050	2600	UPVC
27	W3	750	1550	1050	2600	UPVC
28	W4	1200	1550	1050	2600	UPVC
29	W5	1200	1550	1050	2600	UPVC
30	W6	1700	1550	1050	2600	UPVC
31	W8	6200	1200	1050	2600	UPVC
32	FD	1200	2400	0	2400	2HR FIRE RATED
33	FD1	1200	2400	0	2400	2HR FIRE RATED
34	FD1	900	2400	0	2400	2HR FIRE RATED
35	FD2	2100	2400	0	2400	2HR FIRE RATED
36	FD3	1000	2400	0	2400	2HR FIRE RATED
37	FD4	750	2350	50	2400	2HR FIRE RATED
38	FD5	1000	2350	50	2400	2HR FIRE RATED
39	FD6	1100	2350	50	2400	2HR FIRE RATED
40	FD7	2000	2700		2700	2HR FIRE RATED
41	FD8	1200	2350		2350	2HR FIRE RATED
42	FD10	2400	2400		2400	2HR FIRE RATED
43	GL	3000	1000	0	1000	UPVC
44	GL1	1500	1000	0	1000	UPVC

Note :-

1. BUILDING WILL BE DESIGNED (STRUCTURES) AS PER RELEVANT IS CODES FOR EARTH QUAKE RESISTANCE.

PROJECT

REVISED (1ST REVISION) BUILDING PLANS OF PHASE-VI (PRIVANA-WEST) FALLING UNDER RESIDENTIAL COLONY UNDER NEW INTEGRATED LICENSING POLICY(NILP) DATED 11.05.2022 ON LAND MEASURING 116.29625 ACRES (LICENCE NO. 219 OF 2023,DATED 25-10-23.) (AN AREA MEASURING 103.05625 ACRES MIGRATION FROM LICENCE NO. 27 OF 2012 DATED 02.04.2012 AND 13.24 ACRES AS FRESH AS FRESH APPLIED AREA) IN SECTOR -76 & 77, GURUGRAM MANESAR URBAN COMPLEX BEING DEVELOPED BY DLF LTD.IN COLLABORATION WITH LAND OWNERS AND IT' S ASSOCIATE COMPANIES

DESIGN ARCHITECT

ARCHITECTS:-
DESIGN FORUM INTERNATIONAL
Address : K-47 , KAILASH COLONY , NEW DELHI -48
Phone : 011-46556600,46556601 , FAX - 46556601
Website: www.designforuminternational.com

ASSOCIATE ARCHITECTS

RSMS ARCHITECTS
RSMS ARCHITECTS PVT. LTD.
69,Nora Niwas Bhawani Kunj
(Behind D2), Vasant Kunj,
New Delhi-110070.
Tel.: 011-26898616,26898617
www.rsms-arch.com

This is a "PROVISIONAL BUILDING PLAN" approved only for the purpose of inviting Objections from the general public

S.T.P.(HQ) Member Secretary B.P.A.C. | S.T.P.(O) Member B.P.A.C. | C.T.P.(HR.) Chairman B.P.A.C.

DTP(HQ) | ATP(HQ) | J.D. | P.A. | A.T.P.

DINESH KUMAR PA(HQ)

TO BE REMITTED TO THE BANK OFFICE
DED NO: 43391
DATE: 18/11/2025

ARCHITECT'S SEAL & SIGNATURE	OWNER'S SEAL & SIGNATURE
SHANCHAL JAIN (REGISTERED ARCHITECT) CA/2005/35771	DLF Limited

JAN.-2025	Scale : 1:100	PAPER A1
Drawing Title:- 1ST FLOOR PLAN TYPICAL 2ND TO 10TH FLOOR PLAN & AREA CALCULATION (TOWER- E)		Drawing No:- TE-02

03012025