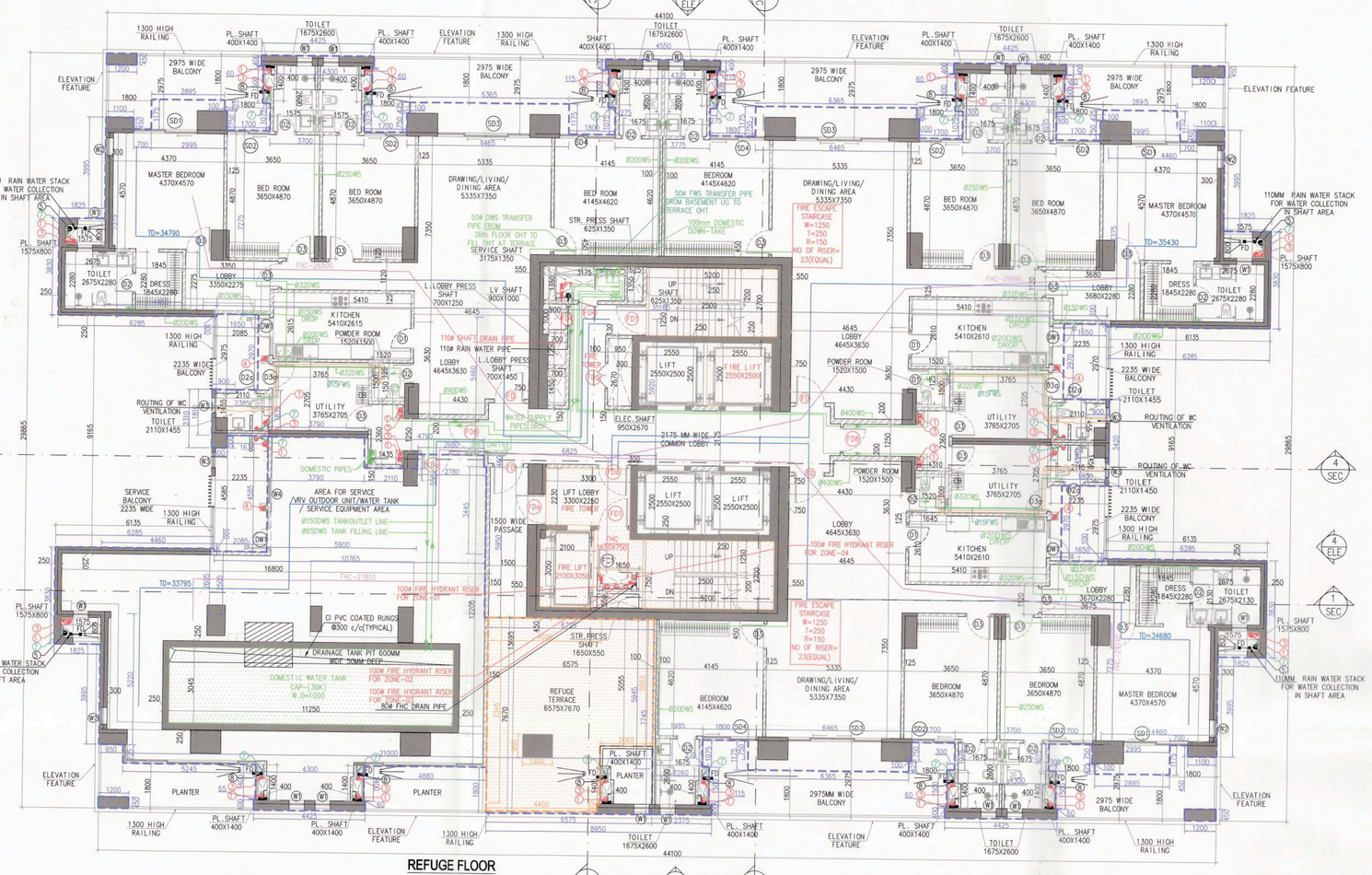

REFUGE FLOOR
AT 26TH FLOOR
TOWER-A ,C & E

FLOORS	TOWER-A	TOWER-C	TOWER-E
	TOWER'S NAME		
26TH FLOOR	+92,350	+92,500	+94,500

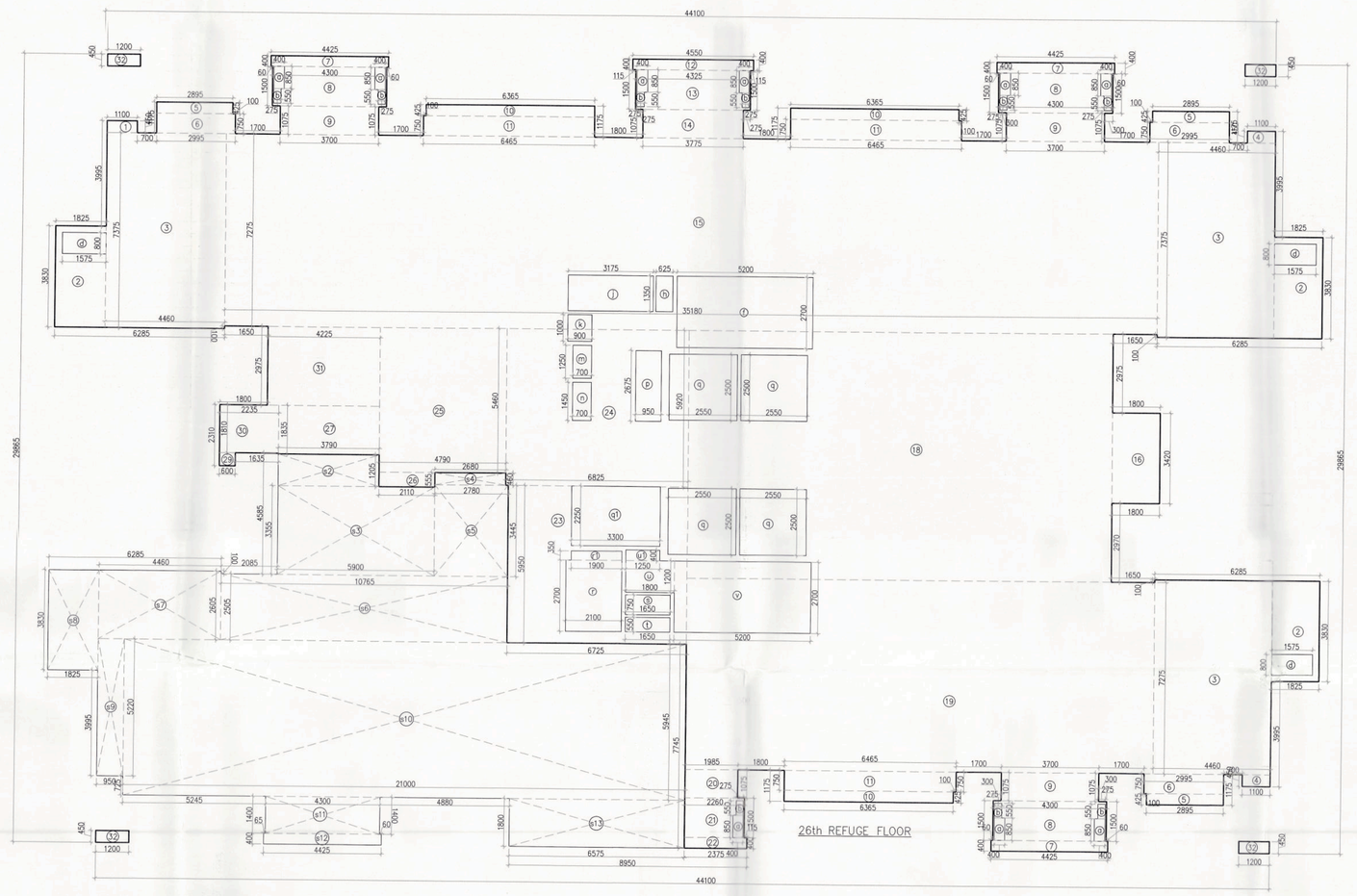

26th REFUGE FLOOR

AREA CALCULATION OF 26TH REFUGE FLOOR								
GROSS – A								
1	1	X	1.100	X	0.450	=	0.495	SQM
2	3	X	1.825	X	3.830	=	20.969	SQM
3	3	X	4.460	X	2.375	=	95.678	SQM
4	2	X	1.100	X	0.450	=	0.990	SQM
5	2	X	2.895	X	0.425	=	2.691	SQM
6	3	X	2.895	X	0.750	=	6.758	SQM
7	3	X	4.425	X	0.750	=	9.956	SQM
8	3	X	4.300	X	1.500	=	19.350	SQM
9	3	X	3.700	X	1.075	=	11.933	SQM
10	3	X	6.365	X	0.425	=	8.115	SQM
11	3	X	6.465	X	0.750	=	14.546	SQM
12	3	X	4.365	X	0.400	=	5.238	SQM
13	1	X	4.325	X	1.500	=	6.488	SQM
14	1	X	3.775	X	1.075	=	4.058	SQM
15	1	X	35.180	X	7.275	=	255.958	SQM
16	1	X	18.040	X	7.275	=	131.291	SQM
17	1	X	17.690	X	7.275	=	128.748	SQM
18	1	X	1.885	X	1.075	=	2.026	SQM
19	1	X	2.280	X	1.500	=	3.420	SQM
20	1	X	2.273	X	0.400	=	0.910	SQM
21	1	X	5.725	X	5.950	=	40.014	SQM
22	1	X	2.825	X	5.950	=	20.404	SQM
23	1	X	4.790	X	5.460	=	26.153	SQM
24	1	X	2.760	X	1.075	=	2.967	SQM
25	1	X	3.760	X	0.425	=	1.598	SQM
26	1	X	2.600	X	0.500	=	1.300	SQM
30	1	X	2.225	X	1.810	=	4.045	SQM
31	1	X	4.223	X	2.975	=	12.559	SQM
32	4	X	1.200	X	0.450	=	2.160	SQM
					TOTAL	=	884.427	SQM
GROSS – B								
a	9	X	0.400	X	0.850	=	3.060	SQM
b	3	X	0.275	X	0.550	=	0.453	SQM
d	3	X	1.575	X	0.800	=	3.780	SQM
f	1	X	5.200	X	2.700	=	14.040	SQM
h	1	X	2.625	X	1.350	=	3.544	SQM
i	1	X	3.175	X	1.350	=	4.286	SQM
k	1	X	0.900	X	1.000	=	0.900	SQM
m	1	X	0.700	X	1.250	=	0.875	SQM
n	1	X	0.700	X	1.450	=	1.015	SQM
o	1	X	0.950	X	2.675	=	2.541	SQM
q	4	X	2.550	X	2.500	=	25.500	SQM
q1	1	X	3.300	X	2.250	=	7.425	SQM
r	1	X	2.100	X	2.700	=	5.670	SQM
s	1	X	1.900	X	2.250	=	4.275	SQM
x	1	X	1.650	X	0.750	=	1.238	SQM
t	1	X	1.650	X	0.550	=	0.908	SQM
u	1	X	1.800	X	1.200	=	2.160	SQM
v1	1	X	1.250	X	0.450	=	0.562	SQM
v	1	X	5.200	X	2.700	=	14.040	SQM
					TOTAL	=	95.888	SQM

TOTAL FAR AREA OF 26TH REFUGE FLOOR	=	GROSS – A	+	GROSS – B	
	=	884.427		95.888	
	=	793.818	SQM		

BUILTUP AREA OF 26TH REFUGE FLOOR								
GROSS – C								
t	1	X	5.200	X	2.700	=	14.040	SQM
u	1	X	1.800	X	1.200	=	2.160	SQM
v	1	X	0.400	X	0.900	=	0.360	SQM
v	1	X	5.200	X	2.700	=	14.040	SQM
x2	1	X	3.750	X	1.200	=	4.500	SQM
x3	1	X	3.900	X	1.350	=	15.795	SQM
x4	1	X	2.680	X	0.460	=	1.233	SQM
x5	1	X	2.760	X	3.440	=	9.577	SQM
x6	1	X	10.765	X	2.500	=	26.966	SQM
x7	1	X	4.460	X	2.600	=	11.596	SQM
x8	1	X	1.825	X	3.830	=	6.990	SQM
x9	1	X	2.825	X	2.600	=	7.345	SQM
x10	1	X	31.000	X	4.000	=	124.945	SQM
x11	1	X	4.300	X	1.350	=	5.805	SQM
x12	1	X	4.425	X	0.400	=	1.770	SQM
x13	1	X	6.575	X	1.800	=	11.835	SQM
					TOTAL	=	280.918	SQM

TOTAL BUILTUP AREA OF 26TH REFUGE FLOOR	=	FAR AREA	+	GROSS – C	
	=	793.818	+	280.918	
	=	1074.736	SQM		
TOTAL NON FAR AREA OF 26TH REFUGE FLOOR	=	BUILTUP AREA	-	FAR AREA	
	=	1074.736	-	793.818	
	=	280.918	SQM		

LEGEND : –

	160 OD uPVC SWR CLASS B SOIL / WASTE & VENT PIPE
	110 OD uPVC SWR CLASS B SOIL / WASTE & VENT PIPE
	160 OD uPVC SWR CLASS B KITCHEN WASTE PIPE
	160 OD uPVC SWR CLASS A RAIN WATER DOWNTAKE PIPE
DWS	DOMESTIC WATER SUPPLY
	DOWNTAKE PIPE CO CLASS C2
FWS	FLUSHING WATER SUPPLY
	DOWNTAKE PIPE CO CLASS C2
	110 OD uPVC SWR CLASS A BALCONY DRAIN PIPE
F.D.	FLOOR DRAIN
DWS	DOMESTIC WATER SUPPLY
FWS	FLUSHING WATER SUPPLY
PRS	PRESSURE REDUCING VALVE STATION

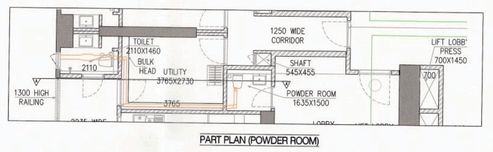

PART PLAN POWDER ROOM

TYPICAL MECHANICAL VANTILATION CALCULATION FOR POWDER ROOM								
S.NO.	LOCATION	AREA (Sq.ft)	HEIGHT (Ft.)	VOLUME (Cu.ft)	DESIGN CFM (CFM)	SELECTED EXHAUST FAN	FAN SIZE (DIA)	EXHAUST DUCT SIZE (DIAMETER mm)
	TYPICAL MECHANICAL VANTILATION FOR POWDER ROOM							
1.1	POWDER ROOM	24.54	9	221	44.20	1#100cfm cassette in line fan	150	110(OD)

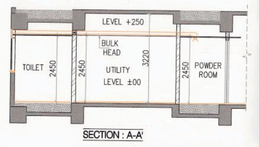

SECTION : A-A

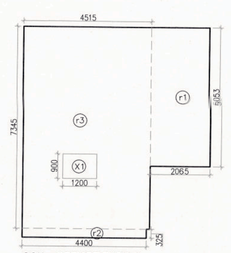

26th REFUGE FLOOR

REFUGE AREA CALCULATION - 26TH. REFUGE FLOOR								
GROSS – A								
r1	=	1	X	2.065	X	0.553	=	12.434 SQM
r2	=	1	X	4.460	X	0.325	=	1.430 SQM
r3	=	1	X	7.345	X	4.918	=	33.183 SQM
					TOTAL		=	46.027 SQM
GROSS – B								
x1	=	1	X	1.200	X	0.900	=	1.080 SQM
					TOTAL		=	1.080 SQM
TOTAL REFUGE AREA	=	GROSS – A	-	GROSS – B				
	=	46.027	-	1.080				
	=	43.947	SQM					
GROSS AREA OF 26TH. FLOOR (REFUGE)	=	799.390	SQM					
GROSS AREA OF TYPICAL(21ST TO 25TH & 27TH TO 30TH) FLOOR	=	1005.404	SQM					
TOTAL	=	1794.794	SQM					
TOTAL NO. OF OCCUPANT	=	1794.794/12.5	=	144	PERSONS			
REFUGE AREA REQUIRED	=	144X0.3	=	0.9(ADDITIONAL SPACE TO ACCOMMODATE WHEEL CHAIR SPACE @0.9 SQM PER 200 POPULATIONS)				
	=	43.200	=	0.9				
	=	44.100	SQM					
REFUGE AREA PROVIDED	=	43.947	SQM					

LIFT CAPACITY			
SR. NO.	Shaft Size (mm)	Car Size (mm)	Capacity
1	2500x2450	2000x1550x2700	20PI 1360Kg
2	1900x3000	1100x2000x2700	16PI 1090Kg
3	2500x2450	1600x1900x2700	20PI 1360Kg

DOOR AND WINDOW SCHEDULE (TYPICAL AND REFUSE FLOOR)							
SR. NO.	NAME	ROUGH OPENING	ROUGH OPENING HEIGHT	SILL LVL	LINTEL LVL	LOCATION	TYPE
1	D1	900	2420	0	2420	KITCHEN	UPVC
2	D2	800	2420	0	2420	TOILETS & UTILITY& POWDER ROOM	UPVC
3	D2a	800	2300	0	2300	STAFF TOILET	UPVC
4	D3	1000	2420	0	2420	BEDROOM, UTILITY, UNDER TOILET	UPVC
5	D3a	1000	2200	0	2200	UTILITY BALCONY	UPVC
6	SD1	2495	2600	0	2600	MASTER BEDROOM	UPVC
7	SD2	1700	0	0	0	BEDROOM 2,3, MULTIPURPOSE PLAYROOM	UPVC
8	SD3	3700	2600	0	2600	LIVING ROOM	UPVC
9	SD4	2165	2600	0	2600	BEDROOM 4	UPVC
10	DW1	1500	1550	1050	2600	KITCHEN	UPVC
11	W1	600	1100	1350	2450	TOILET	UPVC
12	W2	700	1550	1050	2600	MASTER BEDROOM	UPVC
13	W3	600	1550	1050	2600	UTILITY TOILET	UPVC
14	W4	1000	1150	1050	2200	SERVICE AREA, STORE ROOM	UPVC
15	W7	600	1450	1350	2800	MASTER BEDROOM TOILET	UPVC
16	FD	1200	2420	0	2420	ENTRANCE DOOR	2HR FIRE RATED
17	FD1	1200	2420	0	2420	FIRE TOWER	2HR FIRE RATED
18	FD1	1200	2150	0	2150	STAIRCASE	2HR FIRE RATED
19	FD4	750	2050	100	2150	SERVICE & LV SHAFT	2HR FIRE RATED
20	FD5	1000	2050	100	2150	ELEC. SHAFT	2HR FIRE RATED
21	FC1	900	2050	100	2150	FHC	AS/VENDOR
22	FD8	1000	2420	0	2420	CORRIDOR	2HR FIRE RATED
23	FD9	2000	2420	0	2420	SOCIALIZED AREA	2HR FIRE RATED

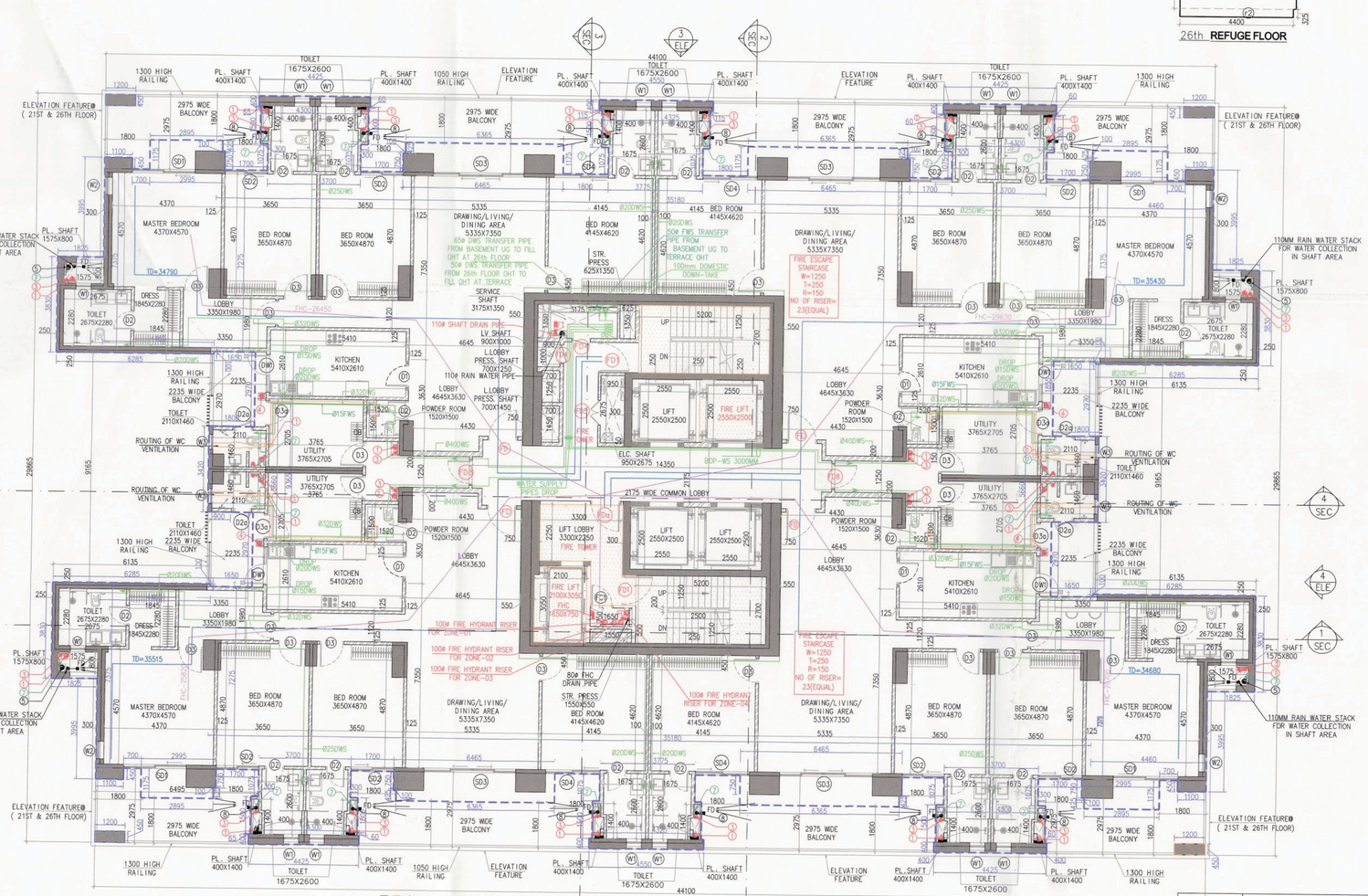

TYPICAL FLOOR PLAN
(20TH TO 25TH & 27TH TO 29TH FLOOR)
TOWER-A ,C & E

FLOORS	TOWER-A	TOWER-C	TOWER-E
	TOWER'S NAME		
20TH FLOOR	+71950	+72100	+74100
21TH FLOOR	+75350	+75500	+77500
22TH FLOOR	+78750	+78900	+80900
23TH FLOOR	+82150	+82300	+84300
24TH FLOOR	+85550	+85700	+87700
25TH FLOOR	+88950	+89100	+91100
27TH FLOOR	+95750	+95900	+97900
28TH FLOOR	+99150	+99300	+101300
29TH FLOOR	+102550	+102700	+104700

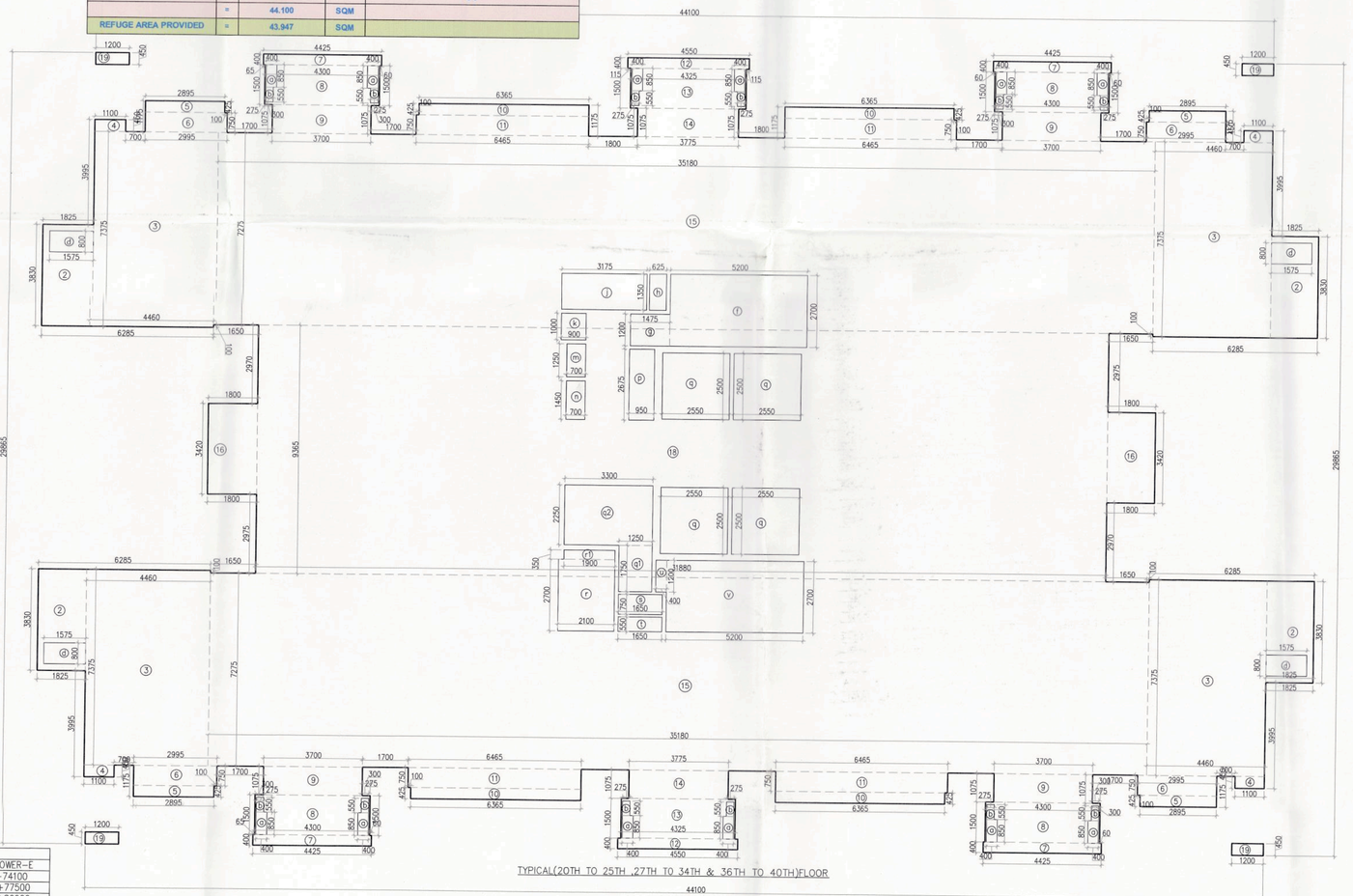

TYPICAL(20TH TO 25TH ,27TH TO 34TH & 36TH TO 40TH)FLOOR

TYPICAL(20TH TO 25TH ,27TH TO 34TH & 36TH TO 40TH)								
GROSS – A								
1	4	X	1.825	X	3.830	=	27.959	SQM
3	4	X	4.460	X	2.375	=	121.576	SQM
4	4	X	1.100	X	0.450	=	1.980	SQM
5	4	X	2.895	X	0.425	=	4.922	SQM
6	4	X	2.995	X	0.750	=	8.985	SQM
7	4	X	4.425	X	0.400	=	7.080	SQM
8	4	X	4.300	X	1.500	=	25.800	SQM
9	4	X	3.700	X	1.075	=	15.910	SQM
10	4	X	6.365	X	0.425	=	10.821	SQM
11	4	X	6.465	X	0.750	=	19.395	SQM
12	2	X	4.550	X	0.400	=	3.640	SQM
13	2	X	4.325	X	1.500	=	12.975	SQM
14	2	X	3.775	X	1.075	=	8.118	SQM
15	2	X	35.180	X	7.275	=	511.916	SQM
16	2	X	18.800	X	3.420	=	12.912	SQM
17	1	X	31.880	X	7.275	=	231.894	SQM
19	4	X	1.200	X	0.450	=	2.160	SQM
					TOTAL	=	1104.049	SQM
GROSS – B								
a	12	X	0.400	X	0.850	=	4.080	SQM
b	12	X	0.275	X	0.550	=	1.815	SQM
d	4	X	1.575	X	0.800	=	5.040	SQM
f	1	X	5.200	X	2.700	=	14.040	SQM
g	1	X	1.475	X	1.200	=	1.770	SQM
h	1	X	0.625	X	1.350	=	0.844	SQM
i	1	X	3.175	X	1.350	=	4.286	SQM
m	1	X	0.700	X	1.250	=	0.875	SQM
n	1	X	0.700	X	1.450	=	1.015	SQM
o	1	X	0.950	X	2.675	=	2.541	SQM
q	1	X	1.250	X	1.750	=	2.188	SQM
q1	1	X	3.300	X	2.250	=	7.425	SQM
r	1	X	2.100	X	2.700	=	5.670	SQM
s	1	X	1.900	X	0.350	=	0.665	SQM
x	1	X	1.650	X	0.750	=	1.238	SQM
t	1	X	1.650	X	0.550	=	0.908	SQM
u	1	X	0.400	X	1.200	=	0.480	SQM
v	1	X	5.200	X	2.700	=	14.040	SQM
					TOTAL	=	95.319	SQM

TOTAL FAR AREA OF TYPICAL (20TH TO 25TH ,27TH TO 34TH & 36TH TO 40TH) FLOOR	=	GROSS – A	-	GROSS – B	
	=	1104.049	-	95.319	
	=	1008.731	SQM		

BUILTUP AREA								
GROSS – C								
t	1	X	5.200	X	2.700	=	14.040	SQM
u	1	X	1.475	X	1.200	=	1.770	SQM
v	1	X	0.400	X	0.900	=	0.480	SQM
v	1	X	5.200	X	2.700	=	14.040	SQM
					TOTAL	=	30.330	SQM

TOTAL BUILTUP AREA OF TYPICAL (20TH TO 25TH ,27TH TO 34TH & 36TH TO 40TH) FLOOR	=	FAR AREA	+	GROSS – C	
	=	1008.731	+	30.330	
	=	1039.061	SQM		
TOTAL NON FAR AREA OF TYPICAL(20TH TO 25TH ,27TH TO 34TH & 36TH TO 40TH) FLOOR	=	BUILTUP AREA	-	FAR AREA	
	=	1039.061	-	1008.731	
	=	30.330	SQM		

Note :-

1. BUILDING WILL BE DESIGNED (STRUCTURES) AS PER RELEVANT IS CODES FOR EARTH QUAKE RESISTANCE.

PROJECT

REVISED(1ST REVISION) BUILDING PLANS OF PHASE-1(PRIVANA-SOUTH) FALLING UNDER RESIDENTIAL COLONY UNDER NEW INTEGRATED LICENSING POLICY(NILP) DATED 11.05.2022 ON LAND MEASURING 116.29625 ACRES (LICENCE NO. 219 OF 2023.DATED 25-10-23.) (AN AREA MEASURING 103.05625 ACRES MIGRATION FROM LICENCE NO. 27 OF 2012 DATED 02.04.2012 AND 13.24 ACRES AS FRESH AS FRESH APPLIED AREA) IN SECTOR -76 & 77, GURUGRAM MANESAR URBAN COMPLEX BEING DEVELOPED BY DLF LTD.IN COLLABORATION WITH LAND OWNERS AND IT' S ASSOCIATE COMPANIES

DESIGN ARCHITECTS

Arcop Associates Pvt. Ltd.,
Plot No.-36B,Institutional Area,
Sector-32,Gurgaon,
Haryana-122001.

SUBMISSION ARCHITECTS

RSMS ARCHITECTS PVT. LTD.
69,Nora Niwas Bhawani Kunj
(Behind D2), Vasant Kunj,
New Delhi-110070.
Tel.: 011-26898616,26898617
www.rsms-arch.com

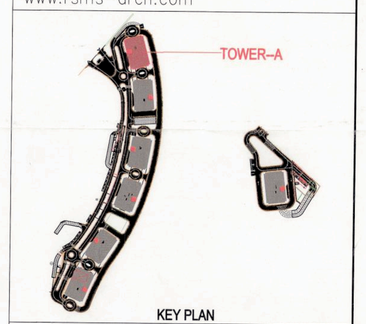

KEY PLAN

This is a "PROVISIONAL BUILDING PLAN" approved only for the purpose of inviting Objections from the general public

C.T.P.(HQ) Member Secretary B/P&C | S.T.P.(G) Member B/P.&C. | CTP(NR) Chairman B/P&C.
JD (HQ) Member B/P&C | DTP(HQ) | CTP(HQ)

ARCHITECT'S SEAL & SIGNATURE | OWNER'S SEAL & SIGNATURE

DLF Limited

TO BE READ ALONG WITH THE OFFICE MEMO NO.: 1347-75 DATED : 07/11/2025

Checked and found ok for Public Health (Internal) Services. Drawing is fit for permanently in forwarding letter no. 35620 Dt. 31/12/2024

JAN.-2025	Scale : 1:100		Drawing No:- TA-06

TYPICAL 20ST TO 25TH & 27TH TO 29TH FLOOR PLAN
26TH REFUGE FLOOR PLAN
& AREA CALCULATION
(TOWER-A,C & E)

1-06052025