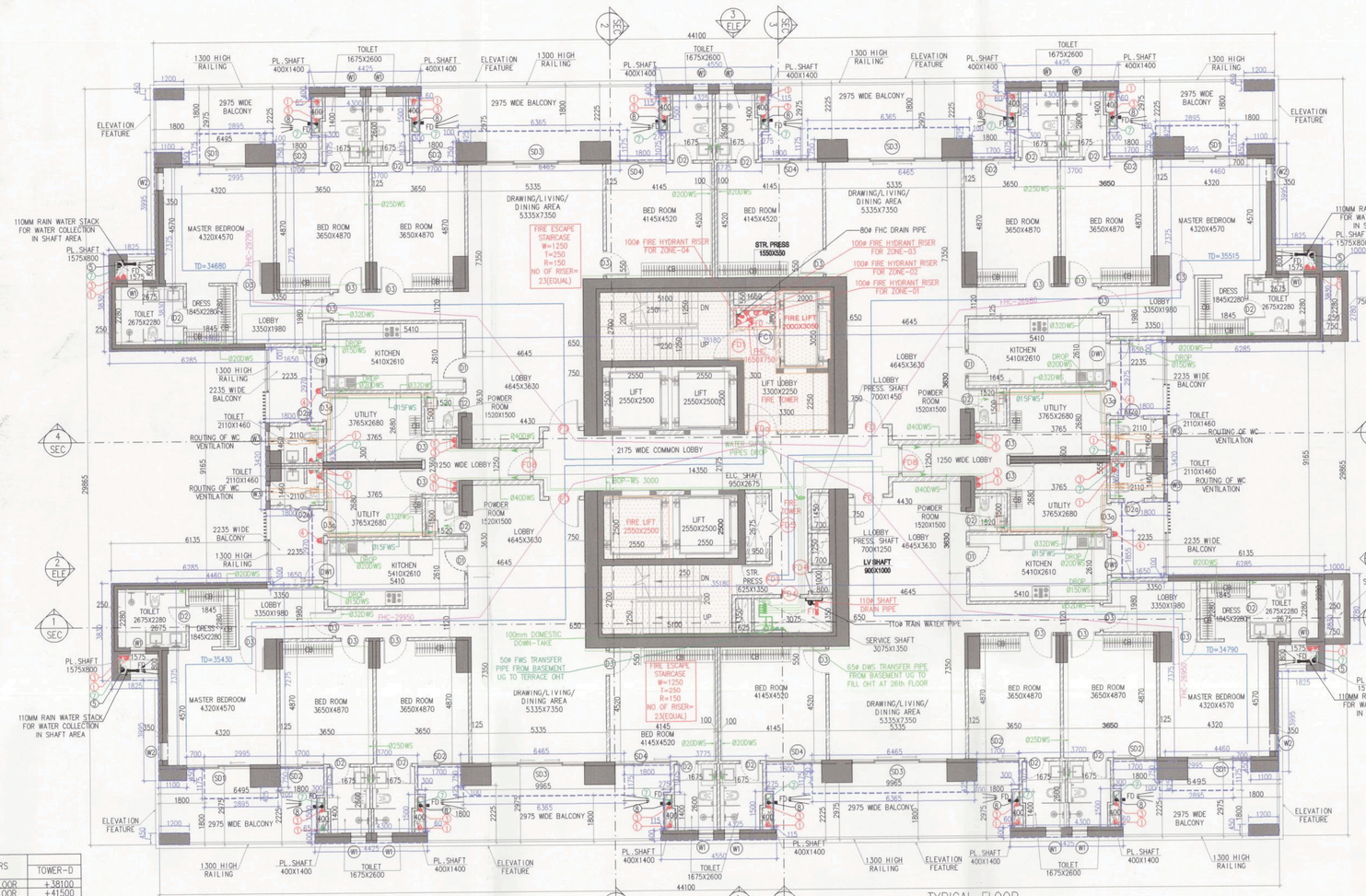

FLOORS	TOWER-D
10TH FLOOR	+38100
11TH FLOOR	+41500
12TH FLOOR	+44900
13TH FLOOR	+48300
14TH FLOOR	+51700
15TH FLOOR	+55100
16TH FLOOR	+58500
18TH FLOOR	+65300
19TH FLOOR	+68700

TYPICAL FLOOR
(10TH FLOOR TO 16TH FLOOR)
(18TH FLOOR TO 19TH FLOOR)
(TOWER-D)

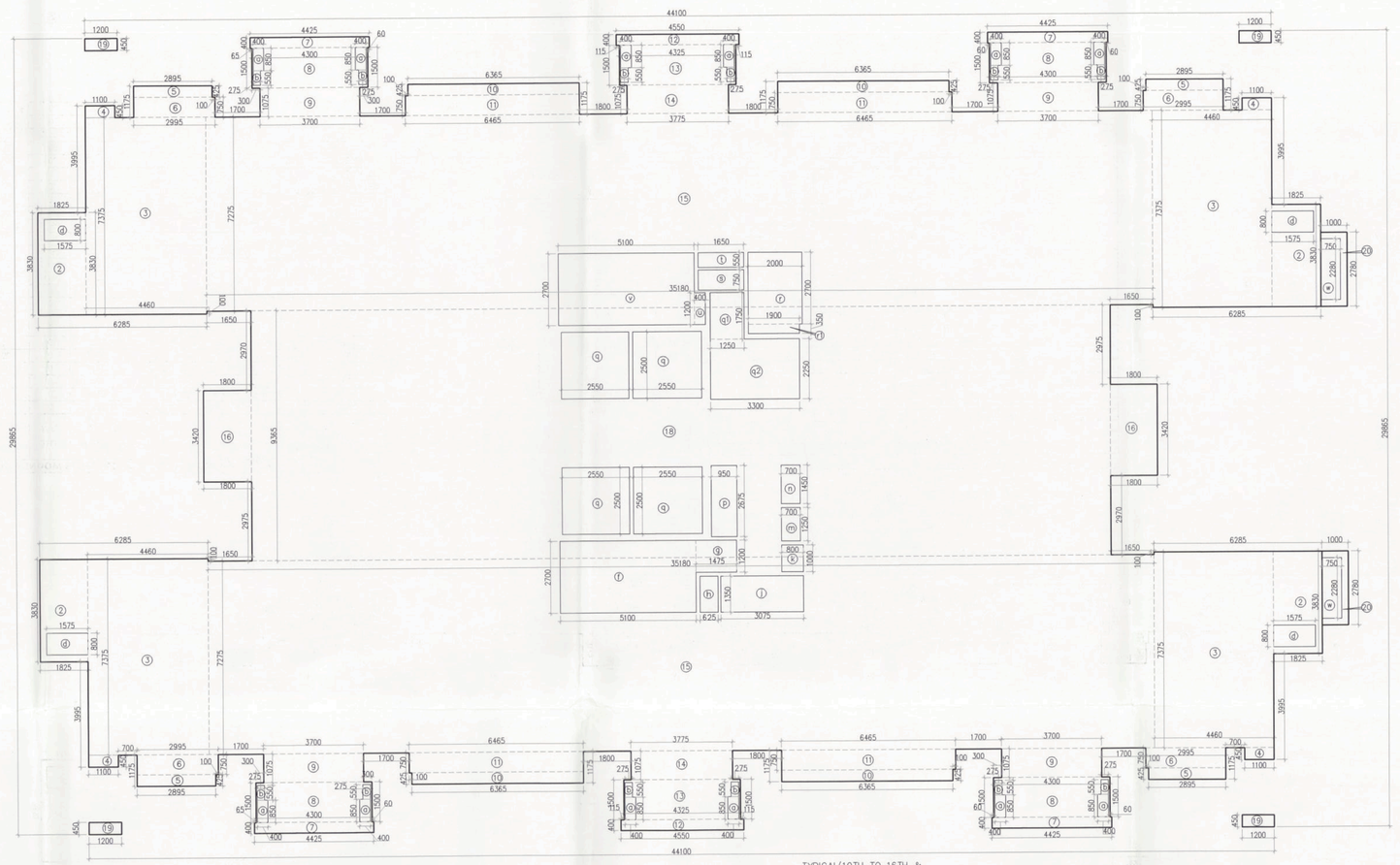

TYPICAL(10TH TO 16TH & 18TH TO 19TH) FLOOR
TOWER-D

AREA CALCULATION OF TYPICAL (10th TO 16th,18th TO 19th) FLOOR TOWER-D								
GROSS – A								
2	4	X	1.825	X	3.830	=	27.959	SQM
3	4	X	4.460	X	2.455	=	43.823	SQM
4	4	X	1.100	X	0.450	=	1.980	SQM
5	4	X	2.475	X	0.450	=	4.455	SQM
6	4	X	2.895	X	0.750	=	8.685	SQM
7	4	X	4.275	X	0.450	=	7.695	SQM
8	4	X	4.300	X	1.500	=	25.800	SQM
9	4	X	3.705	X	1.575	=	23.310	SQM
10	4	X	5.365	X	0.425	=	9.121	SQM
11	4	X	9.485	X	0.750	=	28.455	SQM
12	2	X	4.550	X	0.400	=	3.640	SQM
13	2	X	4.325	X	1.500	=	12.975	SQM
14	2	X	3.775	X	1.075	=	8.115	SQM
15	2	X	35.180	X	7.275	=	511.869	SQM
16	2	X	1.800	X	3.620	=	12.312	SQM
18	1	X	31.880	X	9.365	=	298.556	SQM
19	4	X	1.200	X	0.450	=	2.160	SQM
20	2	X	1.000	X	2.780	=	5.560	SQM
				TOTAL		=	1159.609	SQM
GROSS – B								
a	12	X	0.400	X	0.850	=	4.080	SQM
b	12	X	0.275	X	0.550	=	1.815	SQM
d	4	X	1.575	X	0.800	=	5.040	SQM
f	1	X	5.100	X	2.700	=	13.770	SQM
g	1	X	1.475	X	1.200	=	1.770	SQM
h	1	X	0.825	X	1.350	=	0.844	SQM
i	1	X	1.375	X	1.850	=	2.544	SQM
k	1	X	0.800	X	1.000	=	0.800	SQM
m	1	X	2.700	X	1.250	=	3.375	SQM
n	1	X	0.700	X	1.450	=	1.015	SQM
o	1	X	0.950	X	2.675	=	2.541	SQM
q	4	X	2.350	X	2.800	=	26.320	SQM
q1	1	X	1.375	X	1.750	=	2.188	SQM
q2	1	X	3.300	X	2.250	=	7.425	SQM
r	1	X	2.000	X	2.700	=	5.400	SQM
r1	1	X	1.800	X	0.350	=	0.665	SQM
s	1	X	1.650	X	0.750	=	1.238	SQM
t	1	X	1.650	X	0.550	=	0.908	SQM
u	1	X	0.400	X	1.200	=	0.480	SQM
v	1	X	5.100	X	2.700	=	13.770	SQM
w	2	X	0.750	X	2.280	=	3.420	SQM
				TOTAL		=	97.694	

TOTAL FAR AREA OF TYPICAL (10th TO 16th,18th TO 19th) FLOOR TOWER-D	=	GROSS - A	+	GROSS – B	
	=	1159.609	-	97.694	
	=	1011.916	SQM		

BUILTUP AREA								
GROSS – C								
f	1	X	5.100	X	2.700	=	13.770	SQM
g	1	X	1.475	X	1.200	=	1.770	SQM
u	1	X	0.400	X	1.200	=	0.480	SQM
v	1	X	5.100	X	2.700	=	13.770	SQM
				TOTAL		=	29.790	

TOTAL BUILTUP AREA OF TYPICAL (10th TO 16th,18th TO 19th) FLOOR TOWER-D	=	FAR AREA	+	GROSS – C		
	=	1011.916	+	29.790		
	=	1041.706	SQM			
TOTAL NON FAR AREA OF TYPICAL (10th TO 16th,18th TO 19th) FLOOR TOWER-D	=	BUILTUP AREA	-	FAR AREA		
	=	1041.706	-	1011.916		
	=	29.790	SQM			

Note :-

1. BUILDING WILL BE DESIGNED (STRUCTURES) AS PER RELEVANT IS CODES FOR EARTH QUAKE RESISTANCE.

PROJECT

REVISED(1ST REVISION) BUILDING PLANS OF PHASE-1(PRIVANA-SOUTH) FALLING UNDER RESIDENTIAL COLONY UNDER NEW INTEGRATED LICENSING POLICY(NILP) DATED 11.05.2022 ON LAND MEASURING 116.29625 ACRES (LICENCE NO. 219 OF 2023.DATED 25-10-23.) (AN AREA MEASURING 103.05625 ACRES MIGRATION FROM LICENCE NO. 27 OF 2012 DATED 02.04.2012 AND 13.24 ACRES AS FRESH AS FRESH APPLIED AREA) IN SECTOR -76 & 77, GURUGRAM MANESAR URBAN COMPLEX BEING DEVELOPED BY DLF LTD.IN COLLABORATION WITH LAND OWNERS AND IT' S ASSOCIATE COMPANIES

DESIGN ARCHITECTS

Arcop Associates Pvt. Ltd.,
Plot No.-36B,Institutional Area,
Sector-32,Gurgaon,
Haryana-122001.

SUBMISSION ARCHITECTS

RSMS ARCHITECTS PVT. LTD.
69,Nora Niwas Bhawani Kunj
(Behind D2), Vasant Kunj,
New Delhi-110070.
Tel.:011-26898616,26898617
www.rsms-arch.com

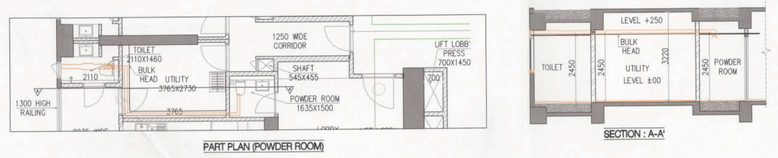

PART PLAN (POWDER ROOM)

SECTION : A-A'

TYPICAL MECHANICAL VENTILATION CALCULATION FOR POWDER ROOM									
S. NO.	LOCATION	AREA (SQ.M)	HEIGHT (FT.)	VOLUME (Cu.ft)	DESIGN CFM 75% CFM	SELECTED EXHAUST FAN	FAN SIZE DIA.	EXHAUST duct SIZE DIAMETER (mm)	
TYPICAL MECHANICAL VENTILATION FOR POWDER ROOM									
1.1	POWDER ROOM	26.4	9	238	47.60	1#100cfm cassette in line fan	150	110(OD)	

DOOR AND WINDOW SCHEDULE (TYPICAL AND REFUSE FLOOR)							
SR. NO.	NAME	ROUGH OPENING	ROUGH OPENING HEIGHT	SILL LVL	LINTEL LVL	LOCATION	TYPE
1	D1	900	2420	0	2420	KITCHEN	UPVC
2	D2	800	2420	0	2420	TOILETS & UTILITY/& POWDER ROOM	UPVC
3	D2a	800	2200	0	2200	STAFF TOILET	UPVC
4	D3	1000	2420	0	2420	BEDROOMS, UTILITY, UNISEX TOILET	UPVC
5	D3a	1000	2200	0	2200	UTILITY BALCONY	UPVC
6	SD1	2495	2600	0	2600	MASTER BEDROOM	UPVC
7	SD2	1700	0	0	0	BEDROOM 2,3, MULTIPURPOSE PLAYROOM	UPVC
8	SD3	3700	2600	0	2600	LIVING ROOM	UPVC
9	SD4	2165	2600	0	2600	BEDROOM 4	UPVC
10	DW1	1500	1550	1050	2600	KITCHEN	UPVC
11	W1	600	1100	1350	2450	TOILET	UPVC
12	W2	700	1550	1050	2600	MASTER BEDROOM	UPVC
13	W3	600	1550	1050	2600	UTILITY TOILET	UPVC
14	W4	1000	1150	1050	2200	SERVICE AREA, STORE ROOM	UPVC
15	W7	600	1450	1350	2800	MASTER BEDROOM TOILET	UPVC
16	FD	1200	2420	0	2420	ENTRANCE DOOR	2HR FIRE RATED
17	FDa	1200	2420	0	2420	FIRE TOWER	2HR FIRE RATED
18	FD1	1200	2150	0	2150	STAIRCASE	2HR FIRE RATED
19	FD4	750	2050	100	2150	SERVICE & LV SHAFT	2HR FIRE RATED
20	FD5	1000	2050	100	2150	ELEC. SHAFT	2HR FIRE RATED
21	FC1	900	2050	100	2150	FHC	A/V/VENDOR
22	FD8	1000	2420	0	2420	CORRIDOR	2HR FIRE RATED
23	FD9	2000	2420	0	2420	SOCIALIZED AREA	2HR FIRE RATED

LEGEND :-

1	100 DIA uPVC SWR CLASS B SOIL / VENTS & VENT PIPE
2	100 DIA uPVC SWR CLASS B RAIN WATER PIPE
3	100 DIA uPVC SWR CLASS B KITCHEN WASTE PIPE
5	100 DIA uPVC SWR CLASS A RAIN WATER DOWNTAKE PIPE
6	DOMESTIC WATER SUPPLY DOWNTAKE PIPE (50 DIA GI)
7	FLUSHING WATER SUPPLY DOWNTAKE PIPE (50 DIA GI)
	110 DIA uPVC SWR CLASS A BALCONY DRAIN PIPE
F.D.	FLOOR DRAIN
DWS	DOMESTIC WATER SUPPLY
FWS	FLUSHING WATER SUPPLY
PRV	PRESSURE REDUCING VALVE STATION

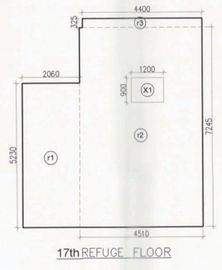

17th REFUGE FLOOR

REFUGE AREA CALCULATION - 17TH. REFUGE FLOOR									
GROSS – A									
r1	=	1	X	2.060	X	5.230	=	10.775	SQM
r2	=	1	X	4.510	X	7.245	=	32.675	SQM
r3	=	1	X	4.460	X	0.325	=	1.430	SQM
					TOTAL		=	44.880	SQM
GROSS – B									
s1	=	1	X	1.200	X	0.900	=	1.080	SQM
					TOTAL		=	1.080	SQM

TOTAL REFUGE AREA	=	GROSS – A	-	GROSS – B
	=	44.880	-	1.080
	=	43.800	SQM	
GROSS AREA OF 17TH FLOOR	=	788.471	SQM	
GROSS AREA OF TYPICAL 18TH FLOOR	=	1004.675	SQM	
TOTAL	=	1793.146	SQM	

TOTAL NO. OF OCCUPANTS	=	GROSS AREA	/	OCCUPANT FACTOR				
	=	1793.146	/	12.5	=	143	PERSONS	
REFUGE AREA REQUIRED	=	0.3 SQM PER PERSON	+	0.9 SQM ADDITIONAL SPAE TO ACCOMMODATE WHEEL CHAIR				
	=	0.3	X	143	+	0.9		
	=	42.900			+	0.9		
PROPOSED REFUGE AREA	=	43.800	SQM.					
	=	43.800	SQM.					

DIMENSION LEGEND	
1525	ARCHITECTURE DIM.
1525	AREA DIM.

LIFT CAPACITY			
SR. NO.	Shaft Size (mm)	Car Size (mm)	Capacity
1	2550x2450	2000x1550x2700	20P/ 1360Kg
2	1900x3000	1100x2300x2700	16P/ 1050Kg
3	2550x2450	1600x1900x2700	20P/ 1360Kg

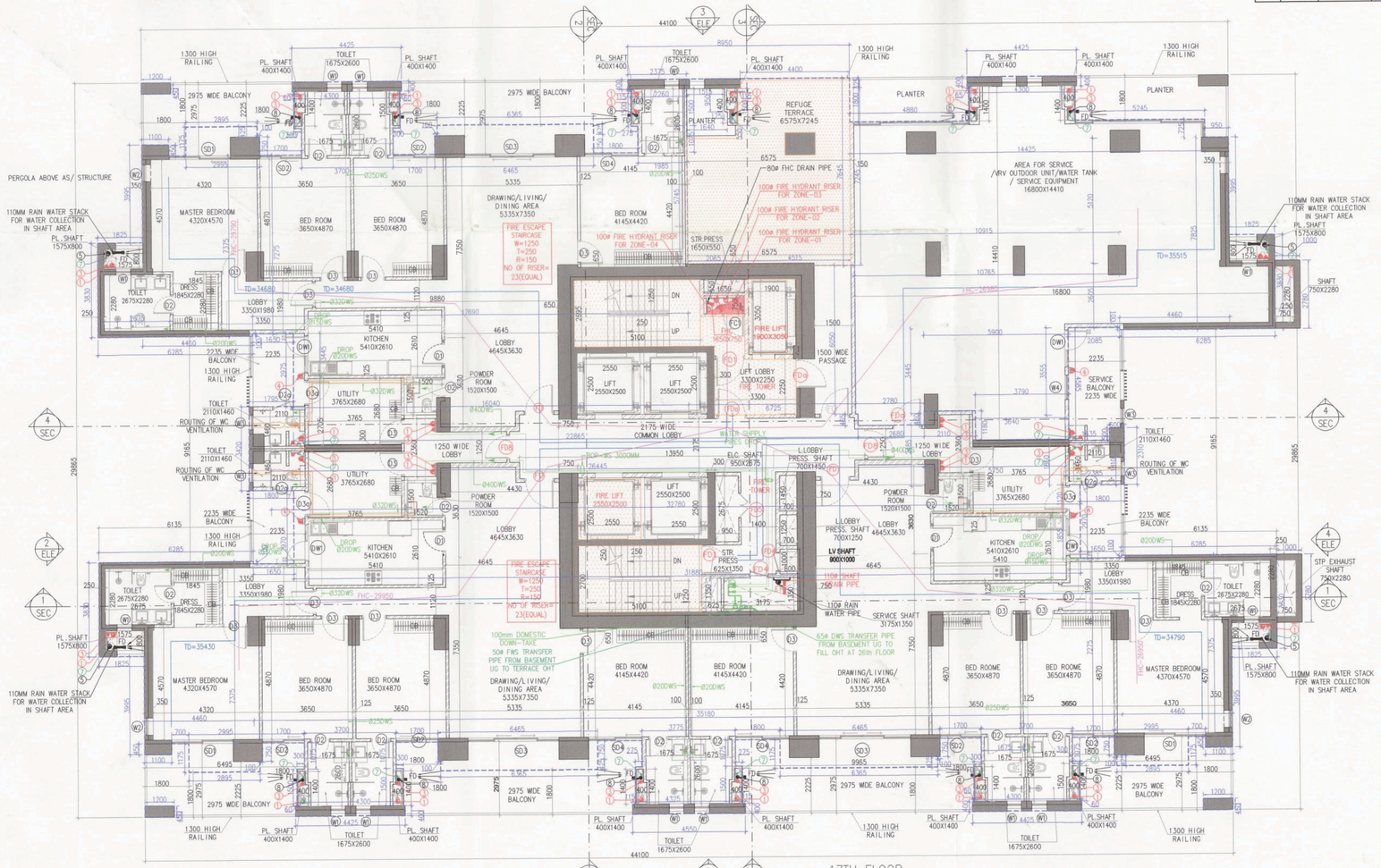

17TH FLOOR
LVL. +61900
(TOWER-D)

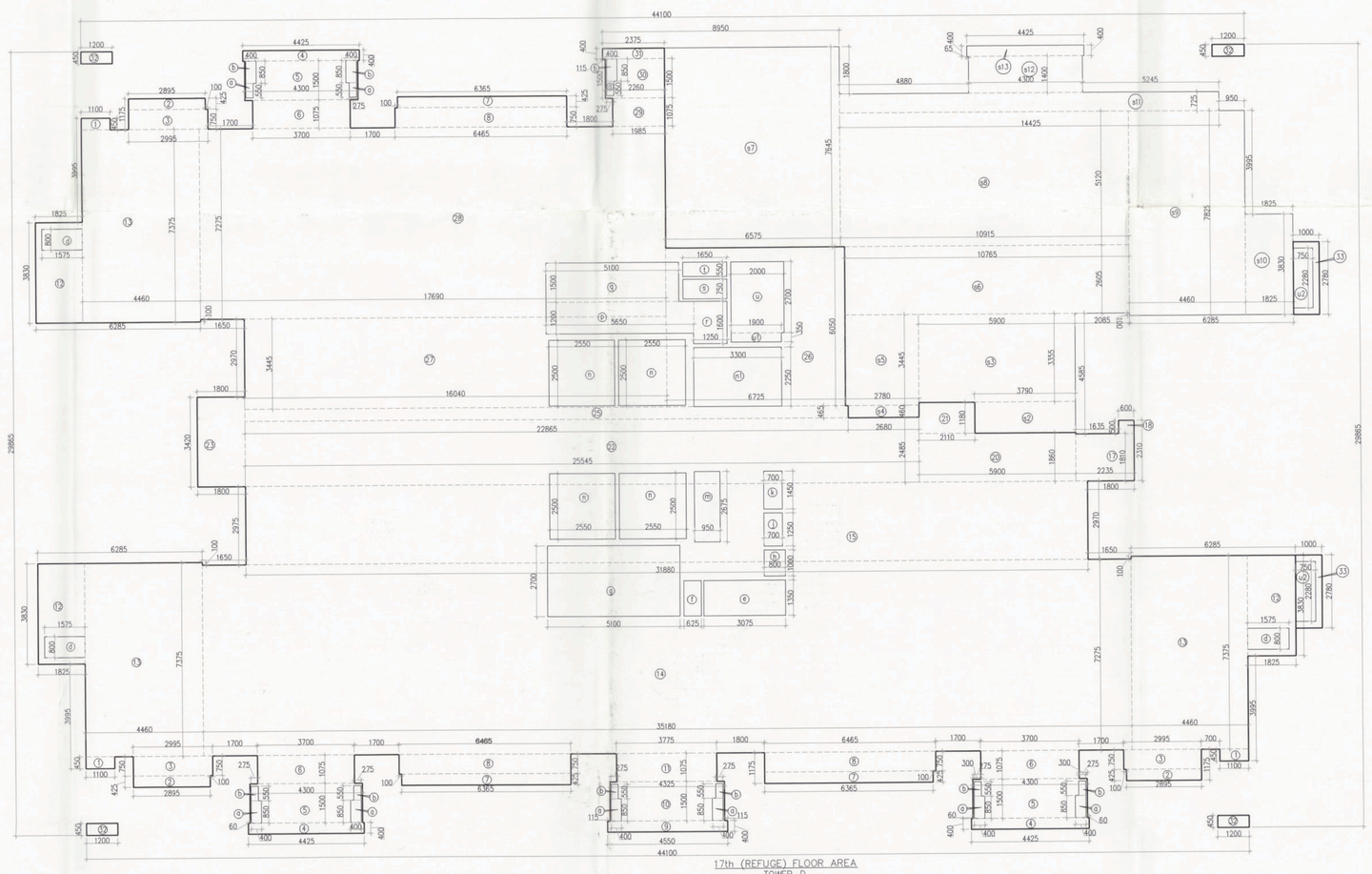

17th (REFUGE) FLOOR AREA
TOWER-D

AREA CALCULATION OF 17th REFUGE FLOOR (TOWER-D)								
GROSS – A								
1	3	X	1.100	X	0.450	=	1.485	SQM
2	3	X	4.460	X	2.455	=	32.839	SQM
3	3	X	2.895	X	0.750	=	6.728	SQM
4	3	X	4.425	X	0.450	=	5.310	SQM
5	3	X	4.300	X	1.500	=	19.350	SQM
6	3	X	3.730	X	1.075	=	11.933	SQM
7	3	X	5.365	X	0.425	=	6.829	SQM
8	3	X	9.485	X	0.750	=	21.341	SQM
9	3	X	4.550	X	0.400	=	5.460	SQM
10	3	X	4.325	X	1.500	=	19.463	SQM
11	3	X	3.775	X	1.075	=	12.173	SQM
12	3	X	4.550	X	0.400	=	5.460	SQM
13	3	X	4.325	X	1.500	=	19.463	SQM
14	3	X	3.775	X	1.075	=	12.173	SQM
15	3	X	4.480	X	2.375	=	31.920	SQM
16	3	X	35.180	X	7.275	=	767.804	SQM
17	1	X	31.880	X	9.365	=	298.556	SQM
18	1	X	1.800	X	3.620	=	6.516	SQM
19	1	X	3.900	X	1.860	=	12.974	SQM
20	1	X	1.200	X	1.350	=	1.620	SQM
21	1	X	20.545	X	1.483	=	83.479	SQM
22	1	X	1.800	X	1.425	=	2.565	SQM
23	1	X	21.315	X	2.425	=	51.693	SQM
24	1	X	6.900	X	6.550	=	45.690	SQM
25	1	X	19.053	X	4.445	=	85.208	SQM
26	1	X	17.690	X	7.275	=	128.695	SQM
27	1	X	1.985	X	1.275	=	2.514	SQM
28	1	X	2.280	X	1.500	=	3.420	SQM
29	1	X	2.375	X	1.500	=	3.563	SQM
30	1	X	1.200	X	0.450	=	0.540	SQM
31	4	X	1.000	X	2.780	=	11.120	SQM
32	4	X	1.000	X	2.780	=	11.120	SQM
				TOTAL		=	2092.848	SQM
GROSS – B								
a	9	X	0.400	X	0.850	=	3.060	SQM
b	9	X	0.275	X	0.550	=	1.361	SQM
d	1	X	1.575	X	0.800	=	1.260	SQM
e	1	X	3.075	X	1.350	=	4.151	SQM
f	1	X	0.825	X	1.350	=	0.844	SQM
g	1	X	5.100	X	2.700	=	13.770	SQM
h	1	X	0.850	X	1.000	=	0.850	SQM
i	1	X	0.700	X	1.250	=	0.875	SQM
j	1	X	1.250	X	1.350	=	1.688	SQM
k	1	X	0.950	X	2.675	=	2.541	SQM
m	4	X	2.550	X	2.550	=	25.500	SQM
n1	1	X	3.300	X	2.250	=	7.425	SQM
p	1	X	1.650	X	1.200	=	1.980	SQM
q	1	X	3.150	X	1.500	=	7.650	SQM
r	1	X	1.250	X	1.650	=	2.063	SQM
s	1	X	1.650	X	0.350	=	0.578	SQM
t	1	X	1.650	X	0.550	=	0.908	SQM
u1	1	X	1.800	X	0.350	=	0.630	SQM
v1	1	X	3.750	X	2.280	=	8.550	SQM
				TOTAL		=	93.183	SQM

TOTAL FAR AREA OF 17TH REFUGE FLOOR (TOWER-D)	=	GROSS - A	+	GROSS – B		
	=	2092.848	+	93.183		
	=	797.886	SQM			
BUILTUP AREA						
GROSS – C						
a	1	X	5.100	X	2.700	= 13.770 SQM
b	1	X	1.650	X	1.200	= 1.980 SQM
c	1	X	5.100	X	1.500	= 7.650 SQM
d	1	X	1.250	X	0.900	= 1.125 SQM
e1	1	X	3.730	X	1.181	= 4.403 SQM
f1	1	X	1.650	X	1.200	= 1.980 SQM
g1	1	X	2.580	X	1.450	= 3.741 SQM
h1	1	X	1.650	X	0.550	= 0.908 SQM
i1	1	X	10.765	X	2.625	= 28.253 SQM
j1	1	X	6.575	X	7.845	= 50.266 SQM
k1	1	X	10.815	X	5.125	= 55.895 SQM
l1	1	X	4.483	X	7.825	= 34.950 SQM
k10	1	X	1.825	X	3.620	= 6.607 SQM
k11	1	X	14.423	X	7.725	= 111.408 SQM
k12	1	X	1.800	X	3.350	= 6.030 SQM
k13	1	X	4.425	X	1.450	= 6.413 SQM
				TOTAL		= 299.867 SQM

TOTAL BUILTUP AREA OF 17TH REFUGE FLOOR	=	FAR AREA	+	GROSS – C	
	=	797.886	+	299.867	
	=	1097.393	SQM		
TOTAL NON FAR AREA OF 17TH REFUGE FLOOR (TOWER-D)	=	BUILTUP AREA	-	FAR AREA	
	=	1097.393	-	797.886	
	=	299.867	SQM		

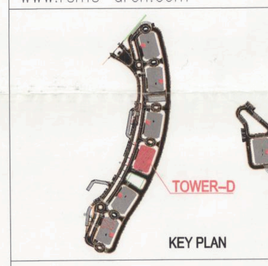

KEY PLAN

This is a "PROVISIONAL BUILDING PLAN" approved only for the purpose of inviting Objections from the general public

S.T.P.(HQ) Member Secretary B.P.A.C. — S.T.P.(O) Member B.P.A.C. — C.T.P.(N) Chairman B.P.A.C.

A.T.P.(HQ) — A.T.P.(HQ) — Director (Town Planning) (HQ) — JD(HQ) Member B.P.A.C.

TO BE READ WITH THIS OFFICE MEMO NO.: 43495
DATED: 17/10/2025

ARCHITECT'S SEAL & SIGNATURE	OWNER'S SEAL & SIGNATURE
Council of Architecture Registration No. CA/2000/22510	DLF Limited

JAN.-2025 | Scale : 1:100 | NORTH

Checked and found ok for Public Health (Internal) Service only subject to the remarks/comments if any, in forwarding letter No. 25310 Dt. 21/1/25

Executive Engineer (HQ) HSVP Panchkula

Sub Divisional Engineer-I HSVP Panchkula

TYPICAL 10TH TO 16TH,18TH TO 19TH FLOOR PLAN
17TH REFUGE FLOOR
OF AREA CALCULATION
(TOWER-D)

Drawing No.:- TD-03

1-06052025