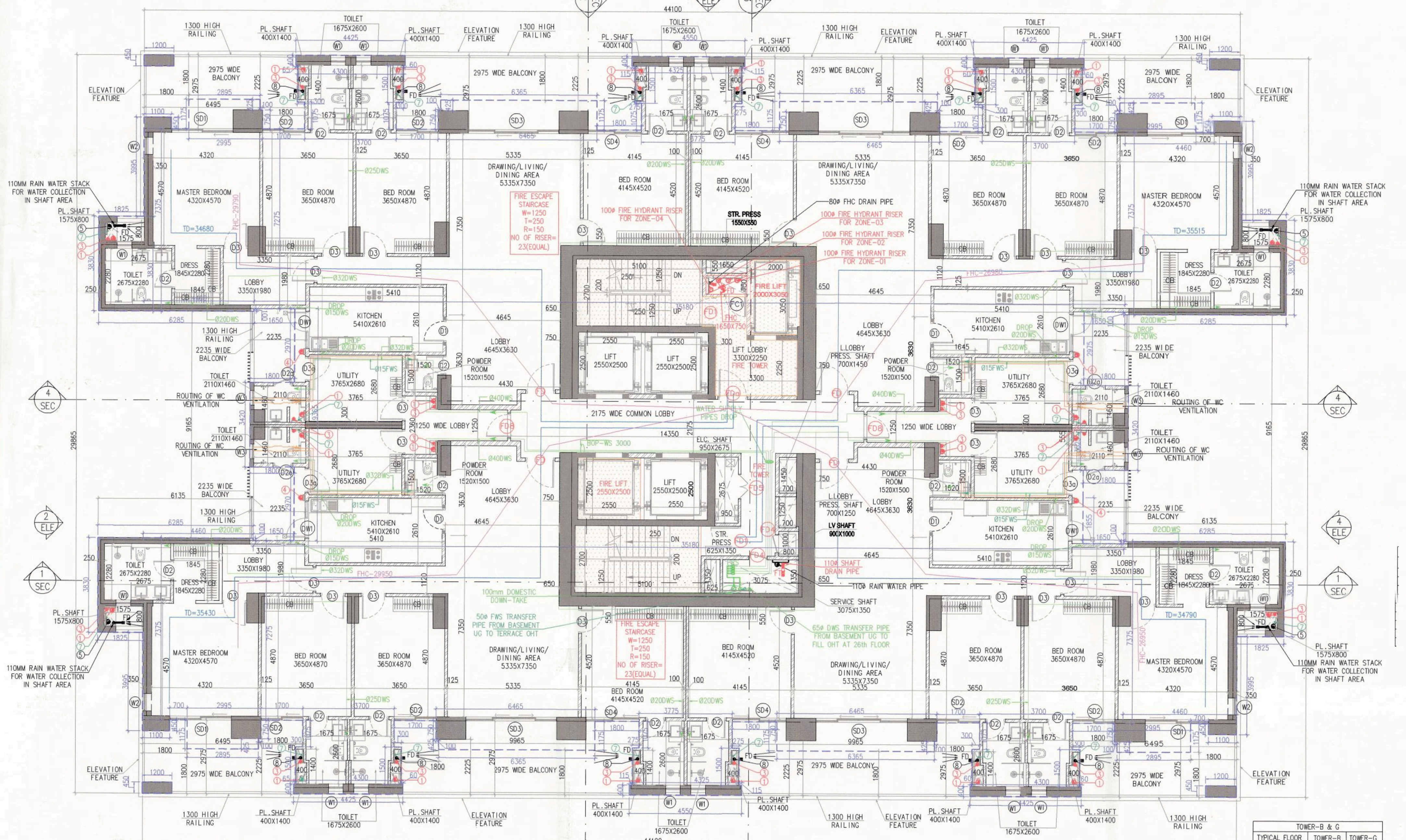
MASTER BEDROOM 4320X4570
BED ROOM 3650X4870
BED ROOM 4145X4520
DRAWING/LIVING/DINING AREA 5335X7350
KITCHEN 5410X2610
UTILITY 3765X2680
LOBBY 4645X3630
POWDER ROOM 1520X1500
LIFT 2550X2500
FIRE LIFT 2550X2500
LIFT LOBBY 3300X2250
2175 WIDE COMMON LOBBY
1250 WIDE LOBBY
FIRE ESCAPE STAIRCASE W=1250 T=250 R=150 NO OF RISER=23(EQUAL)
STR. PRESS 1550X550
L.LOBBY PRESS. SHAFT 700X1450
LV SHAFT 900X1000
ELC. SHAFT 950X2675
SERVICE SHAFT 3075X1350
110MM RAIN WATER STACK FOR WATER COLLECTION IN SHAFT AREA
PL. SHAFT 1575X800
PL. SHAFT 400X1400
TOILET 1675X2600
TOILET 2675X2280
DRESS 1845X2280
2975 WIDE BALCONY
2235 WIDE BALCONY
1300 HIGH RAILING
ELEVATION FEATURE
29865
44100

## TYPICAL FLOOR (10TH FLOOR TO 16TH FLOOR) (18TH FLOOR TO 19TH FLOOR) (TOWER-B & G)

| TOWER-B & G | | |
|---|---|---|
| TYPICAL FLOOR | TOWER-B | TOWER-G |
| 10TH FLOOR | +37950 | +39840 |
| 11TH FLOOR | +41350 | +43240 |
| 12TH FLOOR | +44750 | +46640 |
| 13TH FLOOR | +48150 | +50040 |
| 14TH FLOOR | +51550 | +53440 |
| 15TH FLOOR | +54950 | +56840 |
| 16TH FLOOR | +58350 | +60240 |
| 18TH FLOOR | +65150 | +67040 |
| 19TH FLOOR | +68550 | +70440 |

LEGEND : -

| | | |
|---|---|---|
| | ① | 180 OD uPVC SWR CLASS B SOIL / WASTE & VENT PIPE |
| | ③ | 110 OD uPVC SWR CLASS B ANTISYPHONE PIPE |
| | ④ | 180 OD uPVC SWR CLASS B KITCHEN WASTE PIPE |
| | ⑤ | 180 OD uPVC SWR CLASS A RAIN WATER DOWNTAKE PIPE |
| | | DOMESTIC WATER SUPPLY DOWNTAKE PIPE (GI CLASS C) |
| | ⑦ | FLUSHING WATER SUPPLY DOWNTAKE PIPE (GI CLASS C) |
| | | 110 OD uPVC SWR CLASS A BALCONY DRAIN PIPE |
| | F.D. | FLOOR DRAIN |
| DWS | | DOMESTIC WATER SUPPLY |
| FWS | | FLUSHING WATER SUPPLY |
| | PRS | PRESSURE REDUCING VALVE STATION |

| DIMENSION LEGEND: | |
|---|---|
| 1525 | ARCHITECTURE DIM. |
| 1525 | AREA DIM. |

| LIFT CAPACITY | | | |
|---|---|---|---|
| SR. NO. | Shaft Size (mm) | Car Size (mm) | Capacity |
| 1 | 2550x2450 | 2000x 1550x2700 | 20P/ 1360Kg |
| 2 | 1900x3000 | 1100x2300x2700 | 16P/ 1088Kg |
| 3 | 2550x2450 | 1600x 1900x2700 | 20P/ 1360Kg |

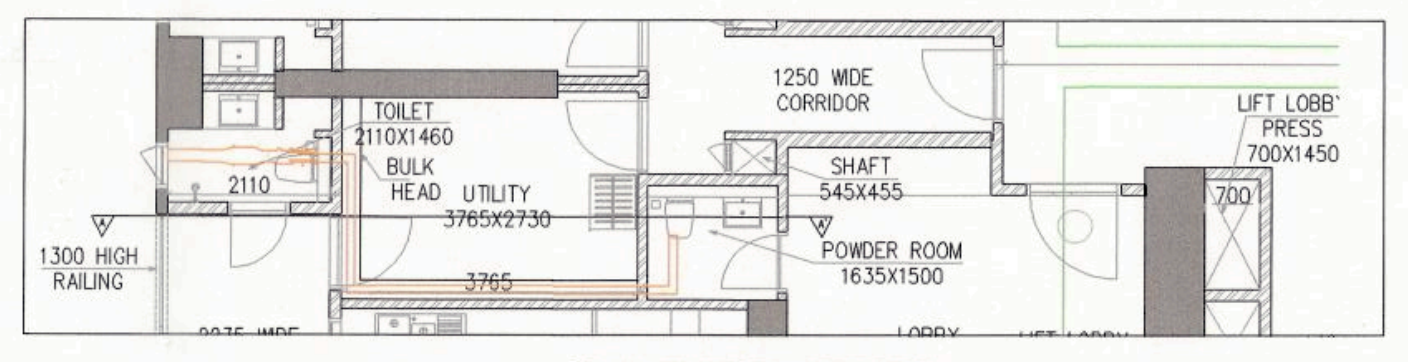
TOILET 2110X1460
BULK HEAD
UTILITY 3765X2730
1250 WIDE CORRIDOR
SHAFT 545X455
POWDER ROOM 1635X1500
LIFT LOBBY PRESS 700X1450
1300 HIGH RAILING

PART PLAN (POWDER ROOM)

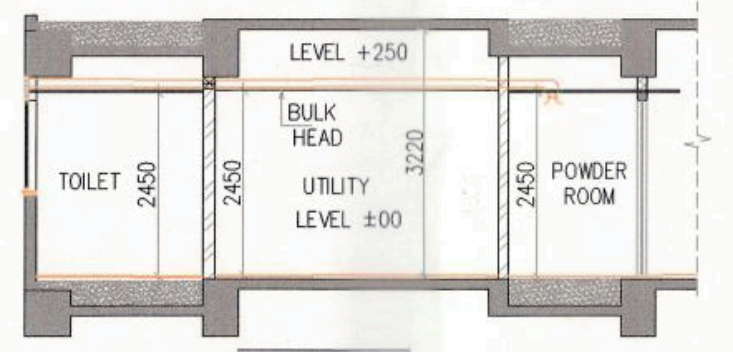
LEVEL +250
BULK HEAD
UTILITY LEVEL ±00
TOILET
POWDER ROOM
2450
3220

SECTION : A-A'

| TYPICAL MECHANICAL VANTILATION CALCULATION FOR POWDER ROOM | | | | | | | | |
|---|---|---|---|---|---|---|---|---|
| S. NO. | LOCATION | AREA (Sq.ft) | HEIGHT (Ft.) | VOLUME (Cu.ft) | DESIGN CFM CFM | SELECTED EXHAUST FAN | FAN SIZE DIA | EXHAUST DUCT SIZE DIAMETER (mm) |
| 1 | TYPICAL MECHANICAL VANTILATION FOR POWDER ROOM | | | | | | | |
| 1.1 | POWDER ROOM | 26.4 | 9 | 238 | 47.60 | 1#100cfm cassette in line fan | 150 | 110(OD) |

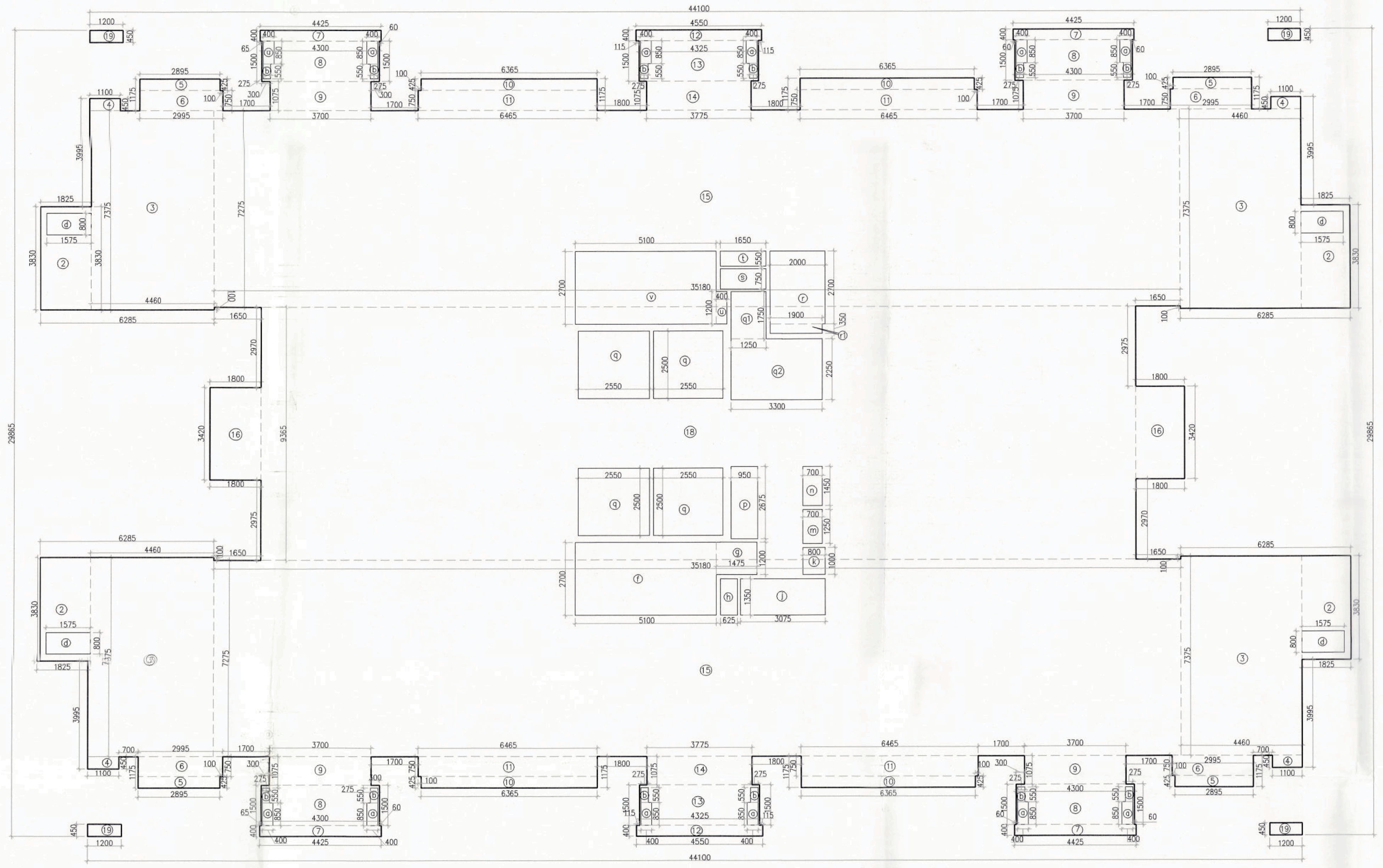
29865
44100
35180
9365

TYPICAL(10TH TO 16TH & 18TH TO 19TH) FLOOR TOWER-B & G

| DOOR AND WINDOW SCHEDULE (TYPICAL AND REFUSE FLOOR) | | | | | | | |
|---|---|---|---|---|---|---|---|
| SR. NO. | NAME | ROUGH OPENING | ROUGH OPENING HEIGHT | SILL LVL | LINTEL LVL | LOCATION | TYPE |
| 1 | D1 | 900 | 2420 | 0 | 2420 | KITCHEN | UPVC |
| 2 | D2 | 800 | 2420 | 0 | 2420 | TOILETS & UTILITY& POWDER ROOM | UPVC |
| 3 | D2a | 800 | 2200 | 0 | 2200 | STAFF TOILET | UPVC |
| 4 | D3 | 1000 | 2420 | 0 | 2420 | BEDROOMS, UTILITY, UNISEX TOILET | UPVC |
| 5 | D3a | 1000 | 2200 | 0 | 2200 | UTILITY BALCONY | UPVC |
| 6 | SD1 | 2495 | 2600 | 0 | 2600 | MASTER BEDROOM | UPVC |
| 7 | SD2 | 1700 | 0 | 0 | 0 | BEDROOM 2,3, MULTIPURPOSE PLAYROOM | UPVC |
| 8 | SD3 | 3700 | 2600 | 0 | 2600 | LIVING ROOM | UPVC |
| 9 | SD4 | 2165 | 2600 | 0 | 2600 | BEDROOM 4 | UPVC |
| 10 | DW1 | 1500 | 1550 | 1050 | 2600 | KITCHEN | UPVC |
| 11 | W1 | 600 | 1100 | 1350 | 2450 | TOILET | UPVC |
| 12 | W2 | 700 | 1550 | 1050 | 2600 | MASTER BEDROOM | UPVC |
| 13 | W3 | 600 | 1550 | 1050 | 2600 | UTILITY TOILET | UPVC |
| 14 | W4 | 1000 | 1150 | 1050 | 2200 | SERVICE AREA, STORE ROOM | UPVC |
| 15 | W7 | 600 | 1450 | 1350 | 2800 | MASTER BEDROOM TOILET | UPVC |
| 16 | FD | 1200 | 2420 | 0 | 2420 | ENTRANCE DOOR | 2HR FIRE RATED |
| 17 | FDa | 1200 | 2420 | 0 | 2420 | FIRE TOWER | 2HR FIRE RATED |
| 18 | FD1 | 1200 | 2150 | 0 | 2150 | STAIRCASE | 2HR FIRE RATED |
| 19 | FD4 | 750 | 2050 | 100 | 2150 | SERVICE & LV SHAFT | 2HR FIRE RATED |
| 20 | FD5 | 1000 | 2050 | 100 | 2150 | ELEC. SHAFT | 2HR FIRE RATED |
| 21 | FC1 | 900 | 2050 | 100 | 2150 | FHC | AS/VENDOR |
| 22 | FD8 | 1000 | 2420 | 0 | 2420 | CORRIDOR | 2HR FIRE RATED |
| 23 | FD9 | 2000 | 2420 | 0 | 2420 | SOCIALIZED AREA | 2HR FIRE RATED |

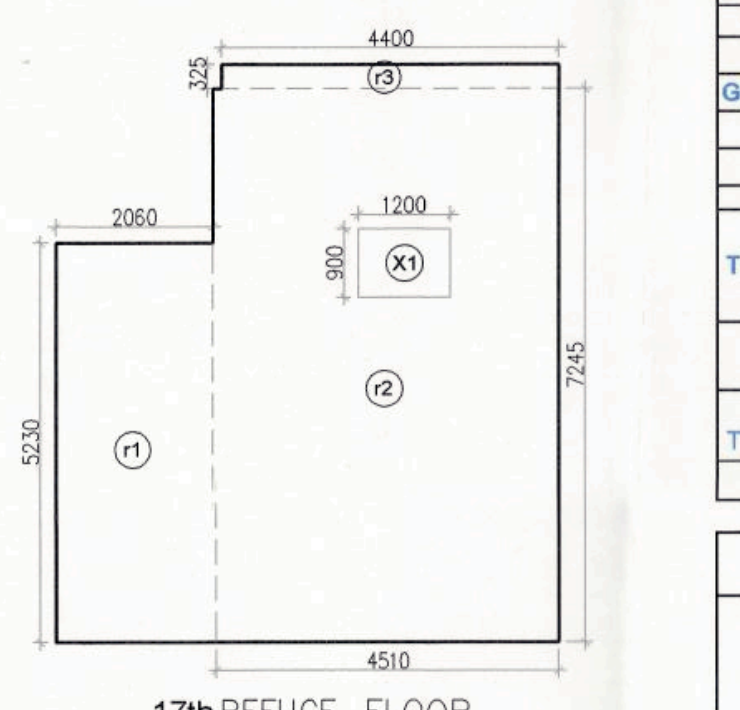
4400
7245
5230
4510
2060
1200
900
325

17th REFUGE FLOOR

| AREA CALCULATION OF TYPICAL (10th TO 16th,18th TO 19th) FLOOR | | | | | | | | |
|---|---|---|---|---|---|---|---|---|
| GROSS – A | | | | | | | | |
| 2 | 4 | X | 1.825 | X | 3.830 | = | 27.959 | SQM |
| 3 | 4 | X | 4.460 | X | 7.375 | = | 131.570 | SQM |
| 4 | 4 | X | 1.100 | X | 0.450 | = | 1.980 | SQM |
| 5 | 4 | X | 2.895 | X | 0.425 | = | 4.922 | SQM |
| 6 | 4 | X | 2.995 | X | 0.750 | = | 8.985 | SQM |
| 7 | 4 | X | 4.425 | X | 0.400 | = | 7.080 | SQM |
| 8 | 4 | X | 4.300 | X | 1.500 | = | 25.800 | SQM |
| 9 | 4 | X | 3.700 | X | 1.075 | = | 15.910 | SQM |
| 10 | 4 | X | 6.365 | X | 0.425 | = | 10.821 | SQM |
| 11 | 4 | X | 6.465 | X | 0.750 | = | 19.395 | SQM |
| 12 | 2 | X | 4.550 | X | 0.400 | = | 3.640 | SQM |
| 13 | 2 | X | 4.325 | X | 1.500 | = | 12.975 | SQM |
| 14 | 2 | X | 3.775 | X | 1.075 | = | 8.116 | SQM |
| 15 | 2 | X | 35.180 | X | 7.275 | = | 511.869 | SQM |
| 16 | 2 | X | 1.800 | X | 3.420 | = | 12.312 | SQM |
| 18 | 1 | X | 31.880 | X | 9.365 | = | 298.556 | SQM |
| 19 | 4 | X | 1.200 | X | 0.450 | = | 2.160 | SQM |
| | | | | | TOTAL | = | 1104.049 | SQM |
| GROSS – B | | | | | | | | |
| a | 12 | X | 0.400 | X | 0.850 | = | 4.080 | SQM |
| b | 12 | X | 0.275 | X | 0.550 | = | 1.815 | SQM |
| d | 4 | X | 1.575 | X | 0.800 | = | 5.040 | SQM |
| f | 1 | X | 5.100 | X | 2.700 | = | 13.770 | SQM |
| g | 1 | X | 1.475 | X | 1.200 | = | 1.770 | SQM |
| h | 1 | X | 0.625 | X | 1.350 | = | 0.844 | SQM |
| j | 1 | X | 3.075 | X | 1.350 | = | 4.151 | SQM |
| k | 1 | X | 0.800 | X | 1.000 | = | 0.800 | SQM |
| m | 1 | X | 0.700 | X | 1.250 | = | 0.875 | SQM |
| n | 1 | X | 0.700 | X | 1.450 | = | 1.015 | SQM |
| p | 1 | X | 0.950 | X | 2.675 | = | 2.541 | SQM |
| q | 4 | X | 2.550 | X | 2.500 | = | 25.500 | SQM |
| q1 | 1 | X | 1.250 | X | 1.750 | = | 2.188 | SQM |
| q2 | 1 | X | 3.300 | X | 2.250 | = | 7.425 | SQM |
| r | 1 | X | 2.000 | X | 2.700 | = | 5.400 | SQM |
| r1 | 1 | X | 1.900 | X | 0.350 | = | 0.665 | SQM |
| s | 1 | X | 1.650 | X | 0.750 | = | 1.238 | SQM |
| t | 1 | X | 1.650 | X | 0.550 | = | 0.908 | SQM |
| u | 1 | X | 0.400 | X | 1.200 | = | 0.480 | SQM |
| v | 1 | X | 5.100 | X | 2.700 | = | 13.770 | SQM |
| | | | | | TOTAL | = | 94.274 | SQM |
| TOTAL FAR AREA OF TYPICAL (10th TO 16th,18th TO 19th) FLOOR | | | | = | GROSS - A | - | GROSS – B | |
| | | | | = | 1104.049 | - | 94.274 | |
| | | | | = | 1009.776 | SQM | | |
| BUILTUP AREA | | | | | | | | |
| GROSS – C | | | | | | | | |
| f | 1 | X | 5.100 | X | 2.700 | = | 13.770 | SQM |
| g | 1 | X | 1.475 | X | 1.200 | = | 1.770 | SQM |
| u | 1 | X | 0.400 | X | 1.200 | = | 0.480 | SQM |
| v | 1 | X | 5.100 | X | 2.700 | = | 13.770 | SQM |
| | | | | | TOTAL | = | 29.790 | SQM |
| TOTAL BUILTUP AREA OF TYPICAL (10th TO 16th,18th TO 19th) FLOOR | | | | = | FAR AREA | + | GROSS – C | |
| | | | | = | 1009.776 | + | 29.790 | |
| | | | | = | 1039.566 | SQM | | |
| TOTAL NON FAR AREA OF TYPICAL (10th TO 16th,18th TO 19th) FLOOR | | | = | BUILTUP AREA | - | FAR AREA | | |
| | | | = | 1039.566 | - | 1009.776 | | |
| | | | = | 29.790 | SQM | | | |

| REFUGE AREA CALCULATION - 17TH. REFUGE FLOOR | | | | | | | | | |
|---|---|---|---|---|---|---|---|---|---|
| GROSS – A | | | | | | | | | |
| r1 | = | 1 | X | 2.060 | X | 5.230 | = | 10.775 | SQM |
| r2 | = | 1 | X | 4.510 | X | 7.245 | = | 32.675 | SQM |
| r3 | = | 1 | X | 4.400 | X | 0.325 | = | 1.430 | SQM |
| | | | | | | TOTAL | = | 44.880 | SQM |
| GROSS – B | | | | | | | | | |
| x1 | = | 1 | X | 1.200 | X | 0.900 | = | 1.080 | SQM |
| | | | | | | TOTAL | = | 1.080 | SQM |
| TOTAL REFUGE AREA | | = | GROSS – A | - | GROSS – B | | | | |
| | | = | 44.880 | - | 1.080 | | | | |
| | | = | 43.800 | SQM | | | | | |
| GROSS AREA OF 17TH. FLOOR | | = | 788.471 | SQM | | | | | |
| GROSS AREA OF TYPICAL 18TH FLOOR | | = | 1004.675 | SQM | | | | | |
| TOTAL | | = | 1793.146 | SQM | | | | | |
| TOTAL NO. OF OCCUPANTS | | = | GROSS AREA | ./ | OCCUPANT FACTOR | | | | |
| | | = | 1793.146 | ./ | 12.5 | = | 143 PERSONS | | |
| REFUGE AREA REQUIRED | | = | 0.3 SQM. PER PERSON | + | 0.9 SQM. ADDITIONAL SPAE TO ACCOMMODATE WHEEL CHAIR | | | | |
| | | = | 0.3 | X | 143 | + | 0.9 | | |
| | | = | 42.900 | | | + | 0.9 | | |
| | | = | 43.800 | SQM. | | | | | |
| PROPOSED REFUGE AREA | | = | 43.800 | SQM. | | | | | |

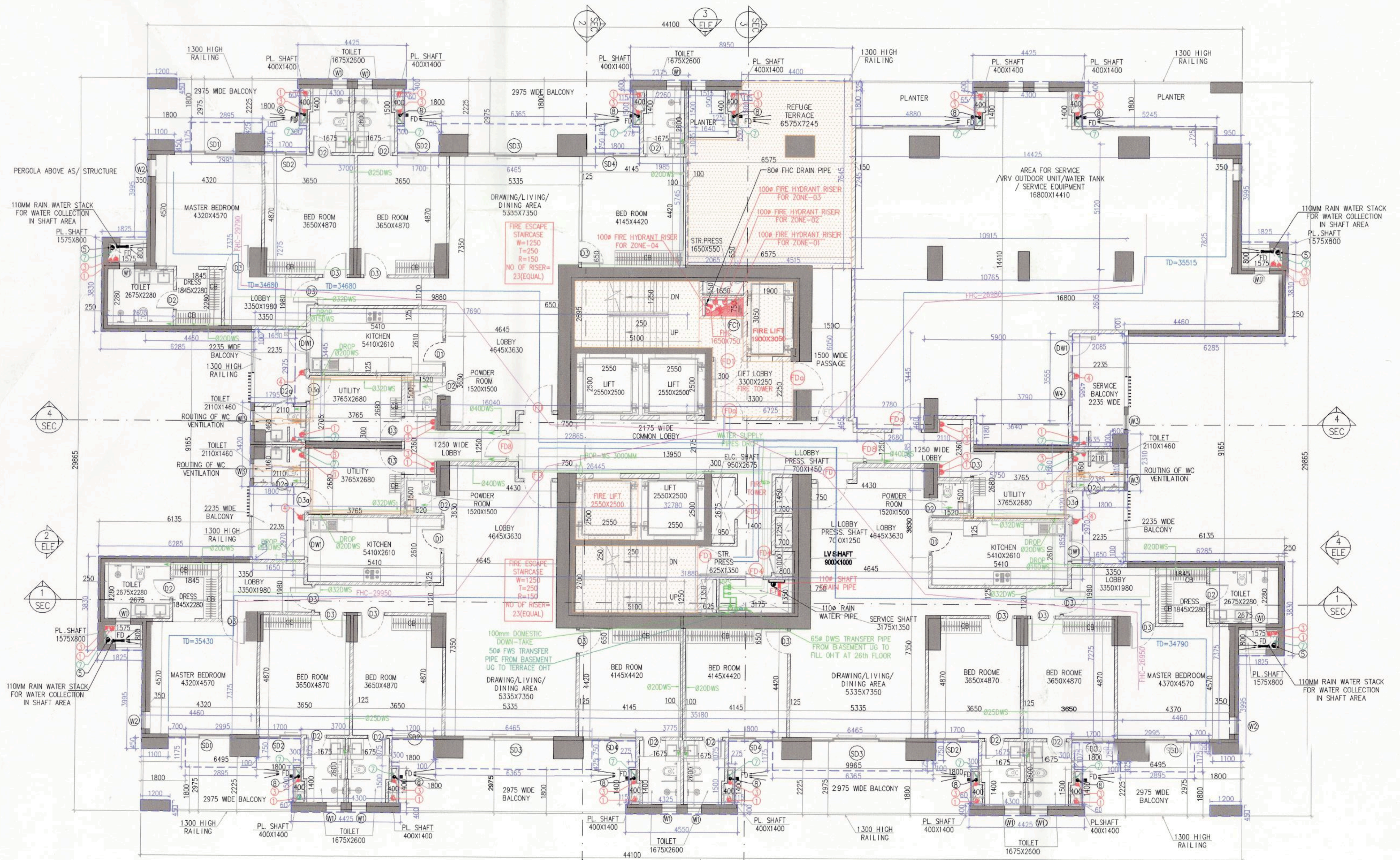
REFUGE TERRACE 6575X7245
AREA FOR SERVICE /VRV OUTDOOR UNIT/WATER TANK / SERVICE EQUIPMENT 16800X14410
PLANTER
1500 WIDE PASSAGE
SERVICE BALCONY 2235 WIDE
MASTER BEDROOM 4320X4570
MASTER BEDROOM 4370X4570
BED ROOM 3650X4870
BED ROOME 3650X4870
BED ROOM 4145X4420
DRAWING/LIVING/DINING AREA 5335X7350
KITCHEN 5410X2610
UTILITY 3765X2680
LOBBY 4645X3630
POWDER ROOM 1520X1500
LIFT 2550X2500
FIRE LIFT 2550X2500
FIRE LIFT 1900X3050
LIFT LOBBY 3300X2250
2175 WIDE COMMON LOBBY
STR.PRESS 1650X550
SERVICE SHAFT 3175X1350
FIRE ESCAPE STAIRCASE W=1250 T=250 R=150 NO OF RISER=23(EQUAL)
PERGOLA ABOVE AS/ STRUCTURE
110MM RAIN WATER STACK FOR WATER COLLECTION IN SHAFT AREA
1300 HIGH RAILING
2975 WIDE BALCONY
29865
44100

## 17TH FLOOR (TOWER-B & G)

| TOWER-B & G | | |
|---|---|---|
| TYPICAL FLOOR | TOWER-B | TOWER-G |
| 17TH FLOOR | +61750 | +63640 |

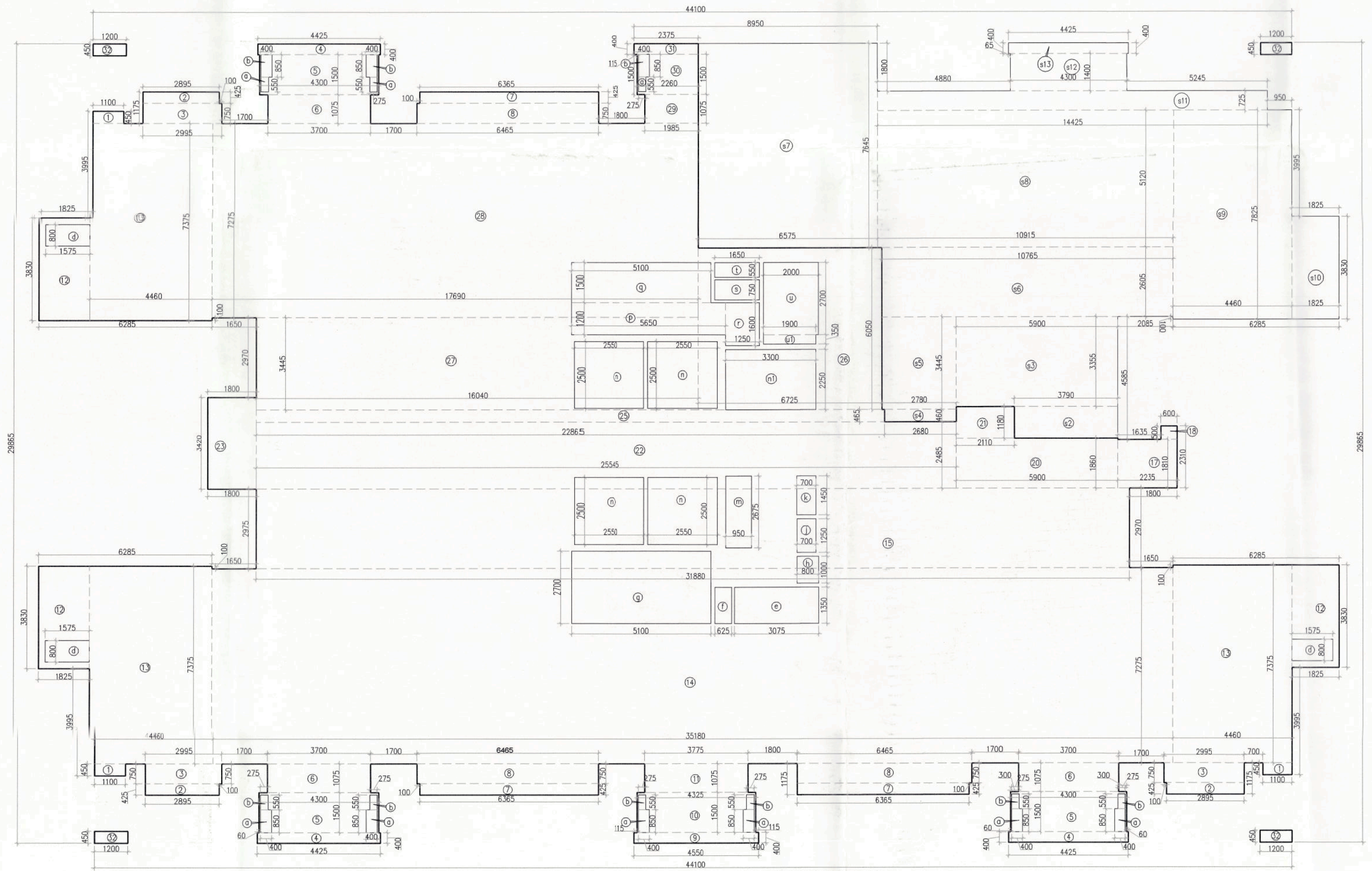
29865
44100
35180
31880
25545
22865
17690
16040

17th (REFUGE) FLOOR AREA TOWER-B & G

| AREA CALCULATION OF 17TH REFUGE FLOOR | | | | | | | | |
|---|---|---|---|---|---|---|---|---|
| GROSS – A | | | | | | | | |
| 1 | 3 | X | 1.100 | X | 0.450 | = | 1.485 | SQM |
| 2 | 3 | X | 2.895 | X | 0.425 | = | 3.691 | SQM |
| 3 | 3 | X | 2.995 | X | 0.750 | = | 6.739 | SQM |
| 4 | 3 | X | 4.425 | X | 0.400 | = | 5.310 | SQM |
| 5 | 3 | X | 4.300 | X | 1.500 | = | 19.350 | SQM |
| 6 | 3 | X | 3.700 | X | 1.075 | = | 11.933 | SQM |
| 7 | 3 | X | 6.365 | X | 0.425 | = | 8.115 | SQM |
| 8 | 3 | X | 6.465 | X | 0.750 | = | 14.546 | SQM |
| 9 | 1 | X | 4.550 | X | 0.400 | = | 1.820 | SQM |
| 10 | 1 | X | 4.325 | X | 1.500 | = | 6.488 | SQM |
| 11 | 1 | X | 3.775 | X | 1.075 | = | 4.058 | SQM |
| 12 | 3 | X | 1.825 | X | 3.830 | = | 20.969 | SQM |
| 13 | 3 | X | 4.460 | X | 7.375 | = | 98.678 | SQM |
| 14 | 1 | X | 35.180 | X | 7.275 | = | 255.935 | SQM |
| 15 | 1 | X | 31.880 | X | 2.975 | = | 94.843 | SQM |
| 17 | 1 | X | 2.235 | X | 1.810 | = | 4.045 | SQM |
| 18 | 1 | X | 0.600 | X | 0.500 | = | 0.300 | SQM |
| 20 | 1 | X | 5.900 | X | 1.860 | = | 10.974 | SQM |
| 21 | 1 | X | 2.110 | X | 1.180 | = | 2.490 | SQM |
| 22 | 1 | X | 25.545 | X | 2.485 | = | 63.479 | SQM |
| 23 | 1 | X | 1.800 | X | 3.420 | = | 6.156 | SQM |
| 25 | 1 | X | 22.865 | X | 0.465 | = | 10.632 | SQM |
| 26 | 1 | X | 6.725 | X | 6.050 | = | 40.686 | SQM |
| 27 | 1 | X | 16.040 | X | 3.445 | = | 55.258 | SQM |
| 28 | 1 | X | 17.690 | X | 7.275 | = | 128.695 | SQM |
| 29 | 1 | X | 1.985 | X | 1.075 | = | 2.134 | SQM |
| 30 | 1 | X | 2.260 | X | 1.500 | = | 3.390 | SQM |
| 31 | 1 | X | 2.375 | X | 0.400 | = | 0.950 | SQM |
| 32 | 4 | X | 1.200 | X | 0.450 | = | 2.160 | SQM |
| | | | | | TOTAL | = | 885.308 | SQM |
| GROSS – B | | | | | | | | |
| a | 9 | X | 0.400 | X | 0.850 | = | 3.060 | SQM |
| b | 9 | X | 0.275 | X | 0.550 | = | 1.361 | SQM |
| d | 3 | X | 1.575 | X | 0.800 | = | 3.780 | SQM |
| e | 1 | X | 3.075 | X | 1.350 | = | 4.151 | SQM |
| f | 1 | X | 0.625 | X | 1.350 | = | 0.844 | SQM |
| g | 1 | X | 5.100 | X | 2.700 | = | 13.770 | SQM |
| h | 1 | X | 0.800 | X | 1.000 | = | 0.800 | SQM |
| j | 1 | X | 0.700 | X | 1.250 | = | 0.875 | SQM |
| k | 1 | X | 0.700 | X | 1.450 | = | 1.015 | SQM |
| m | 1 | X | 0.950 | X | 2.675 | = | 2.541 | SQM |
| n | 4 | X | 2.550 | X | 2.500 | = | 25.500 | SQM |
| n1 | 1 | X | 3.300 | X | 2.250 | = | 7.425 | SQM |
| p | 1 | X | 5.650 | X | 1.200 | = | 6.780 | SQM |
| q | 1 | X | 5.100 | X | 1.500 | = | 7.650 | SQM |
| r | 1 | X | 1.250 | X | 1.600 | = | 2.000 | SQM |
| s | 1 | X | 1.650 | X | 0.750 | = | 1.238 | SQM |
| t | 1 | X | 1.650 | X | 0.550 | = | 0.908 | SQM |
| u | 1 | X | 2.000 | X | 2.700 | = | 5.400 | SQM |
| u1 | 1 | X | 1.900 | X | 0.350 | = | 0.665 | SQM |
| | | | | | TOTAL | = | 89.763 | SQM |
| TOTAL FAR AREA OF 17TH REFUGE FLOOR | | | = | GROSS - A | - | GROSS – B | | |
| | | | = | 885.308 | - | 89.763 | | |
| | | | = | 795.546 | SQM | | | |
| BUILTUP AREA | | | | | | | | |
| GROSS – C | | | | | | | | |
| g | 1 | X | 5.100 | X | 2.700 | = | 13.770 | SQM |
| p | 1 | X | 5.650 | X | 1.200 | = | 6.780 | SQM |
| q | 1 | X | 5.100 | X | 1.500 | = | 7.650 | SQM |
| r | 1 | X | 1.250 | X | 1.600 | = | 2.000 | SQM |
| s2 | 1 | X | 3.790 | X | 1.180 | = | 4.472 | SQM |
| s3 | 1 | X | 5.900 | X | 3.355 | = | 19.795 | SQM |
| s4 | 1 | X | 2.680 | X | 0.460 | = | 1.233 | SQM |
| s5 | 1 | X | 2.780 | X | 3.445 | = | 9.577 | SQM |
| s6 | 1 | X | 10.765 | X | 2.605 | = | 28.043 | SQM |
| s7 | 1 | X | 6.575 | X | 7.645 | = | 50.266 | SQM |
| s8 | 1 | X | 10.915 | X | 5.120 | = | 55.885 | SQM |
| s9 | 1 | X | 4.460 | X | 7.825 | = | 34.900 | SQM |
| s10 | 1 | X | 1.825 | X | 3.830 | = | 6.990 | SQM |
| s11 | 1 | X | 14.425 | X | 0.725 | = | 10.458 | SQM |
| s12 | 1 | X | 4.300 | X | 1.400 | = | 6.020 | SQM |
| s13 | 1 | X | 4.425 | X | 0.400 | = | 1.770 | SQM |
| | | | | | TOTAL | = | 259.607 | SQM |
| TOTAL BUILTUP AREA OF 17TH REFUGE FLOOR | | | = | FAR AREA | + | GROSS – C | | |
| | | | = | 795.546 | + | 259.607 | | |
| | | | = | 1055.153 | SQM | | | |
| TOTAL NON FAR AREA OF 17TH REFUGE FLOOR | | | = | BUILTUP AREA | - | FAR AREA | | |
| | | | = | 1055.153 | - | 795.546 | | |
| | | | = | 259.607 | SQM | | | |

Checked and found ok for Public Health (Internal) Service only subject to comments in forwarding letter No. 355210 Dt 31/12/24

Superintending Engineer (HQ)
for Chief Engineer-I
HSVP Panchkula

Note :-

1. BUILDING WILL BE DESIGNED (STRUCTURES) AS PER RELEVANT IS CODES FOR EARTH QUAKE RESISTANCE.

## PROJECT

REVISED(1ST REVISION) BUILDING PLANS OF PHASE-1(PRIVANA-SOUTH) FALLING UNDER RESIDENTIAL COLONY UNDER NEW INTEGRATED LICENSING POLICY(NILP) DATED 11.05.2022 ON LAND MEASURING 116.29625 ACRES (LICENCE NO. 219 OF 2023.DATED 25-10-23.) (AN AREA MEASURING 103.05625 ACRES MIGRATION FROM LICENCE NO. 27 OF 2012 DATED 02.04.2012 AND 13.24 ACRES AS FRESH AS FRESH APPLIED AREA) IN SECTOR -76 & 77, GURUGRAM MANESAR URBAN COMPLEX BEING DEVELOPED BY DLF LTD.IN COLLABORATION WITH LAND OWNERS AND IT'S ASSOCIATE COMPANIES

## DESIGN ARCHITECTS

Arcop Associates Pvt. Ltd.,
Plot No.-36B,Institutional Area,
Sector-32,Gurgaon,
Haryana-122001.

## SUBMISSION ARCHITECTS

RSMS ARCHITECTS

RSMS ARCHITECTS PVT. LTD.
69,Nora Niwas Bhawani Kunj
(Behind D2), Vasant Kunj,
New Delhi-110070.
Tel.: 011-26898616,26898617
www.rsms-arch.com

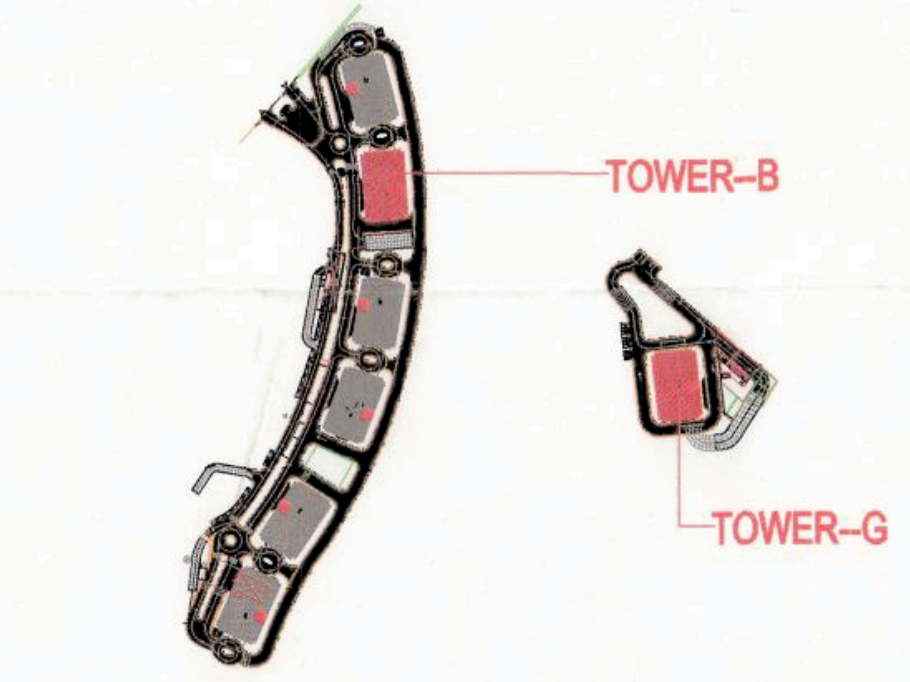
TOWER-B
TOWER--G

This is a "PROVISIONAL BUILDING PLAN" approved only for the purpose of inviting Objections from the general public

S.T.P. (HQ) Member Secretary B.P.A.C.
S.T.P. (G) Member B.P.A.C.
C.T.P. (HR.) Chairman B.P.A.C.

DTP(HQ)
ATP(HQ)
DINESH KUMAR PA(HQ)

JD.
PA.
A.T.P.

TO BE READ WITH THIS OFFICE MEMO NO.: 43475 DATED : 17/11/2025

JDT (HQ) Member BPAC

| ARCHITECT'S SEAL & SIGNATURE | OWNER'S SEAL & SIGNATURE |
|---|---|
| MAMTA S SHASTRY<br>CA/95/19139 | DLF Limited<br>Authorised Signatory |

| | | |
|---|---|---|
| JAN.-2025 | Scale : **1:100** | NORTH |
| Drawing Title:- | | Drawing No:- |
| TYPICAL (10TH TO 16TH,18TH TO 19TH) & 17TH REFUGE FLOOR PLAN OF AREA CALCULATION (TOWER-B & G) | | TB-04 |
| | | 1-06052025 |