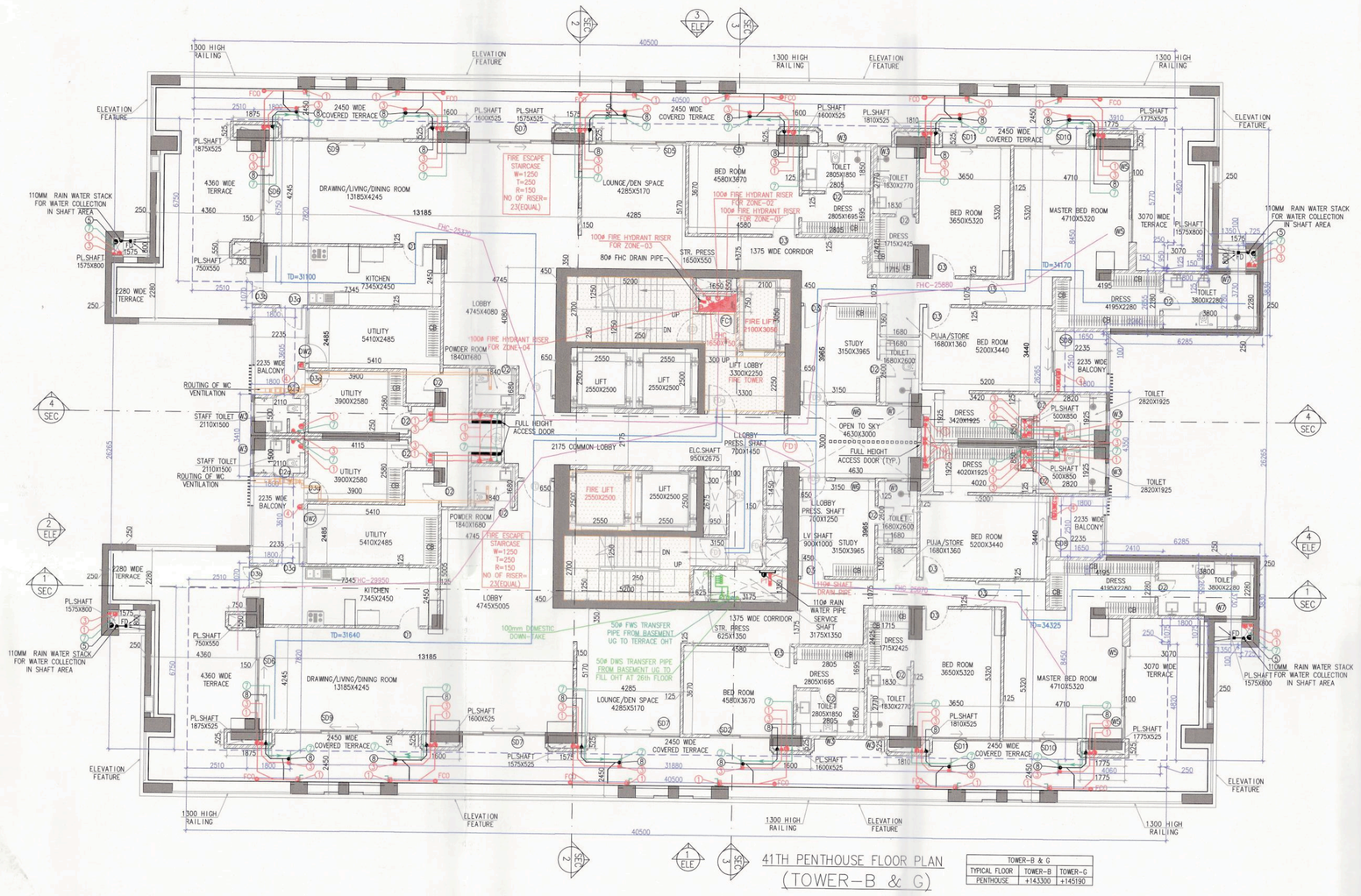

41TH PENTHOUSE FLOOR PLAN
(TOWER-B & G)

TOWER-B & G		
TYPICAL FLOOR	TOWER-B	TOWER-G
PENTHOUSE	+143300	+145190

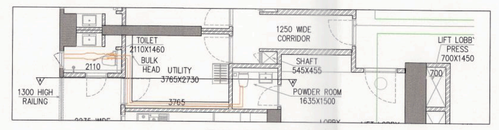

PART PLAN (POWDER ROOM)

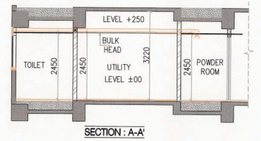

SECTION : A-A

TYPICAL MECHANICAL VENTILATION CALCULATION FOR POWDER ROOM								
S. NO.	LOCATION	AREA (SQ.ft)	HEIGHT (ft)	NO.OF AIR CHANGES	DESIGN CFM (Cu.ft)	REQUIRED EXHAUST FAN CFM	FAN SIZE DIA	EXHAUST DUCT SIZE DIAMETER (mm)
1	TYPICAL MECHANICAL VENTILATION FOR POWDER ROOM							
1.1	POWDER ROOM	26.4	9		238	47.60	150	110(OD)

LEGEND :-

	1	110 OD uPVC ENR CLASS B SOIL / WASTE & VENT PIPE
	2	110 OD uPVC ENR CLASS B ANTISIPHONE PIPE
	3	160 OD uPVC ENR CLASS B VENT PIPE
	4	180 OD uPVC ENR CLASS A RAIN WATER DOWNTAKE PIPE
	5	110 OD uPVC ENR CLASS A FOR WATER SUPPLY DOWNTAKE PIPE (IN CLASS B)
	6	110 OD uPVC ENR CLASS A FOR WATER SUPPLY DOWNTAKE PIPE (IN CLASS C)
	7	110 OD uPVC ENR CLASS A BALCONY DRAIN PIPE
	FD	FLOOR DRAIN
DWS		DOMESTIC WATER SUPPLY
FWS		FLUSHING WATER SUPPLY
	PRV	PRESSURE REDUCING VALVE STATION

DIMENSION LEGEND	
1525	ARCHITECTURE DIM.
1525	AREA DIM.

LIFT CAPACITY			
SR. NO.	Shaft Size (mm)	Car Size (mm)	Capacity
1	2550x2450	2000x1550x2700	20PI 1360kg
2	1950x3000	1100x2300x2700	16PI 1088kg
3	2550x2450	1900x1900x2700	20PI 1360kg

DOOR AND WINDOW SCHEDULE (TERRACE AND MACHINE ROOM & WATER TANK LEVEL)							
SR. NO.	NAME	ROUGH OPENING	ROUGH OPENING HEIGHT	SILL LVL	LINTEL LVL	LOCATION	TYPE
1	D9	1200	2420	0	2420	FIRE TOWER	W/OODEN
2	FD9	1200	2420	0	2420	FIRE TOWER	2HR FIRE RATED
2	FD1	1200	2150	0	2150	STAIRCASE	2HR FIRE RATED
3	FD4	750	2050	100	2150	SERVICE & LV SHAFT	2HR FIRE RATED
4	FD5	1000	2050	100	2150	ELEC. SHAFT	2HR FIRE RATED
5	FC1	900	2050	100	2150	FHC	AL/VENDOR
6	FD10	1000	2150	0	2150	BATTERY AND ELECTRICAL ROOM	2 HR FIRE RATED

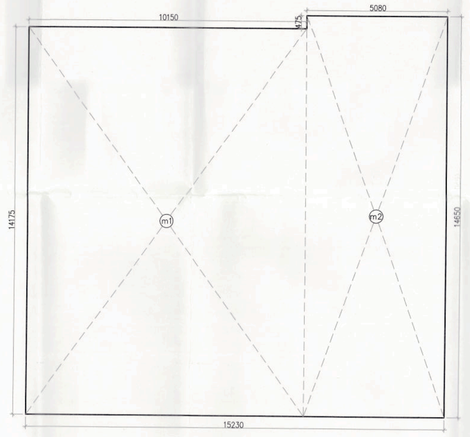

MUMTY AREA
(PENT HOUSE)
TOWER-D

MUMTY AREA									
GROSS – A									
m1	1	X	10.150	X	14.175	=	143.876	SQM	
m2	1	X	5.080	X	14.650	=	74.422	SQM	
					TOTAL	=	218.298	SQM	

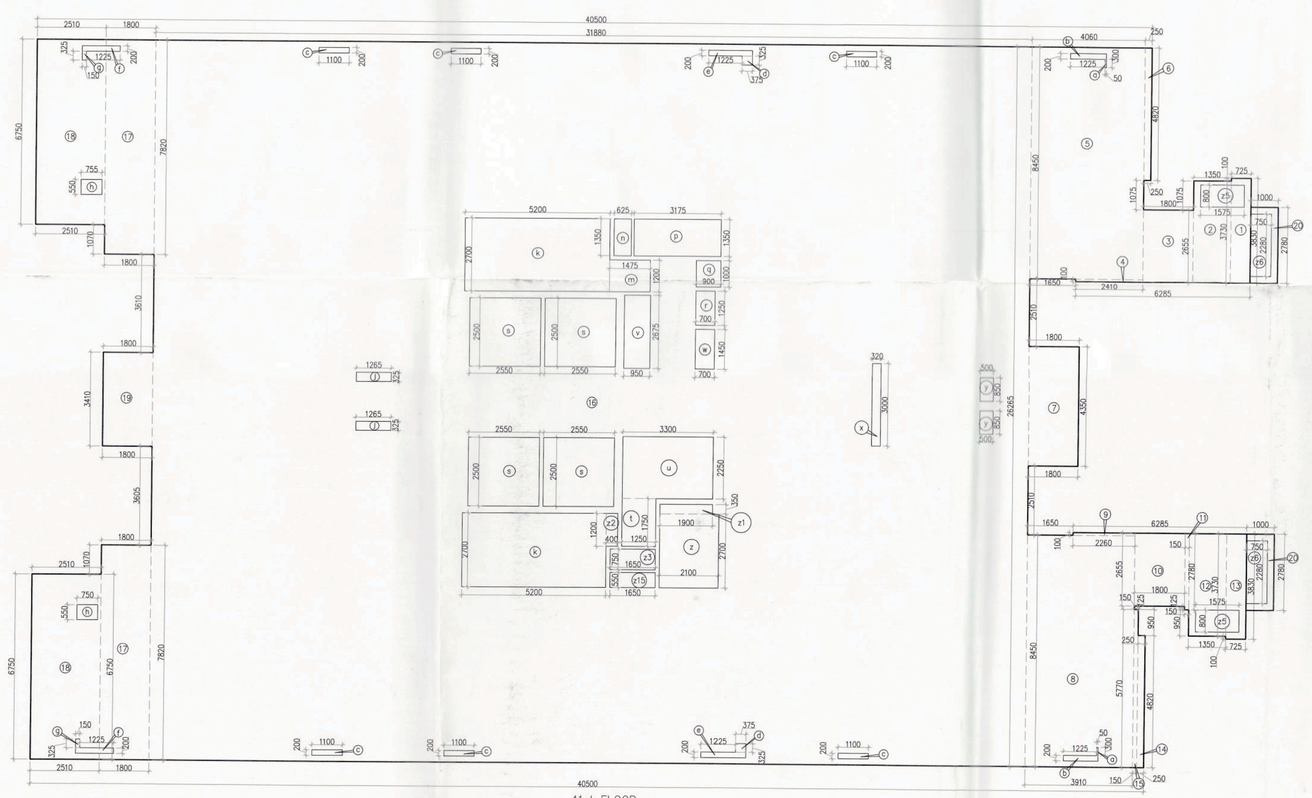

41st FLOOR
(PENT HOUSE)

41st FLOOR (PENT HOUSE) AREA CALCULATION (TOWER-D)								
GROSS – A								
1	1	X	0.725	X	3.830	=	2.777	SQM
2	1	X	1.200	X	3.730	=	5.038	SQM
3	1	X	1.800	X	2.655	=	4.779	SQM
4	1	X	0.150	X	2.785	=	0.417	SQM
5	1	X	4.040	X	8.460	=	34.178	SQM
6	1	X	0.250	X	4.820	=	1.205	SQM
7	1	X	1.800	X	4.350	=	7.830	SQM
8	1	X	3.510	X	8.460	=	33.040	SQM
9	1	X	2.260	X	0.100	=	0.226	SQM
10	1	X	1.800	X	2.655	=	4.779	SQM
11	1	X	0.150	X	2.785	=	0.417	SQM
12	1	X	1.350	X	3.730	=	5.036	SQM
13	1	X	0.725	X	3.830	=	2.777	SQM
14	1	X	0.250	X	4.820	=	1.205	SQM
15	1	X	0.150	X	3.770	=	0.566	SQM
16	1	X	31.880	X	26.265	=	837.328	SQM
17	2	X	1.800	X	7.820	=	28.152	SQM
18	2	X	1.800	X	9.750	=	35.100	SQM
19	1	X	1.800	X	18.750	=	33.885	SQM
20	2	X	1.050	X	2.760	=	5.796	SQM
					TOTAL	=	1015.582	SQM
GROSS – B								
a	2	X	0.050	X	0.300	=	0.030	SQM
b	2	X	1.225	X	0.200	=	0.490	SQM
c	6	X	1.100	X	0.200	=	1.320	SQM
d	2	X	0.375	X	0.325	=	0.244	SQM
e	2	X	1.225	X	0.200	=	0.490	SQM
f	2	X	1.225	X	0.200	=	0.490	SQM
g	2	X	0.150	X	0.325	=	0.098	SQM
h	2	X	1.225	X	0.200	=	0.490	SQM
i	2	X	1.265	X	0.325	=	0.822	SQM
j	2	X	5.200	X	0.200	=	2.080	SQM
m	1	X	1.473	X	1.250	=	1.840	SQM
n	1	X	0.825	X	1.100	=	0.908	SQM
o	1	X	3.175	X	1.350	=	4.286	SQM
q	1	X	0.900	X	1.000	=	0.900	SQM
r	1	X	0.700	X	1.250	=	0.875	SQM
s	4	X	2.550	X	2.500	=	25.500	SQM
t	1	X	1.250	X	1.750	=	2.188	SQM
u	1	X	3.300	X	2.250	=	7.425	SQM
v	1	X	0.850	X	3.675	=	3.124	SQM
w	1	X	0.700	X	1.450	=	1.015	SQM
x	1	X	0.350	X	2.050	=	0.717	SQM
y	1	X	0.800	X	0.850	=	0.850	SQM
z	1	X	1.800	X	3.150	=	5.670	SQM
z1	1	X	1.800	X	0.350	=	0.630	SQM
z2	1	X	0.400	X	1.200	=	0.480	SQM
z3	1	X	1.850	X	0.750	=	1.388	SQM
z4	1	X	1.650	X	0.550	=	0.908	SQM
z5	1	X	1.375	X	0.800	=	2.200	SQM
z6	2	X	0.750	X	2.285	=	3.426	SQM
					TOTAL	=	96.942	SQM

TOTAL FAR AREA OF 41ST FLOOR (PENT HOUSE) TOWER-D			
	=	GROSS – A	GROSS – B
	=	1015.582	96.942
	=	918.639 SQM	

BUILTUP AREA								
GROSS – C								
z1	2	X	6.200	X	2.700	=	28.080	SQM
z2	1	X	1.475	X	1.200	=	1.770	SQM
z13	1	X	0.400	X	1.200	=	0.480	SQM
					TOTAL	=	30.330	SQM

TOTAL BUILTUP AREA OF 41ST FLOOR (PENT HOUSE) TOWER-D					
	=	FAR AREA	+	GROSS – C	
	=	918.639	+	30.330	
	=	948.969 SQM			

TOTAL NON FAR AREA OF 41ST FLOOR (PENT HOUSE) TOWER-D				
=	BUILTUP AREA	-	FAR AREA	
=	948.969			
=	30.330 SQM			

Checked and found ok for Public Health (Internal) Service only subject to comments in in forwarding letter No. 3552/0 dt 31/12/2024

Executive Engineer (HQ)
Asstt Engineer-I
HSVP, Panchkula

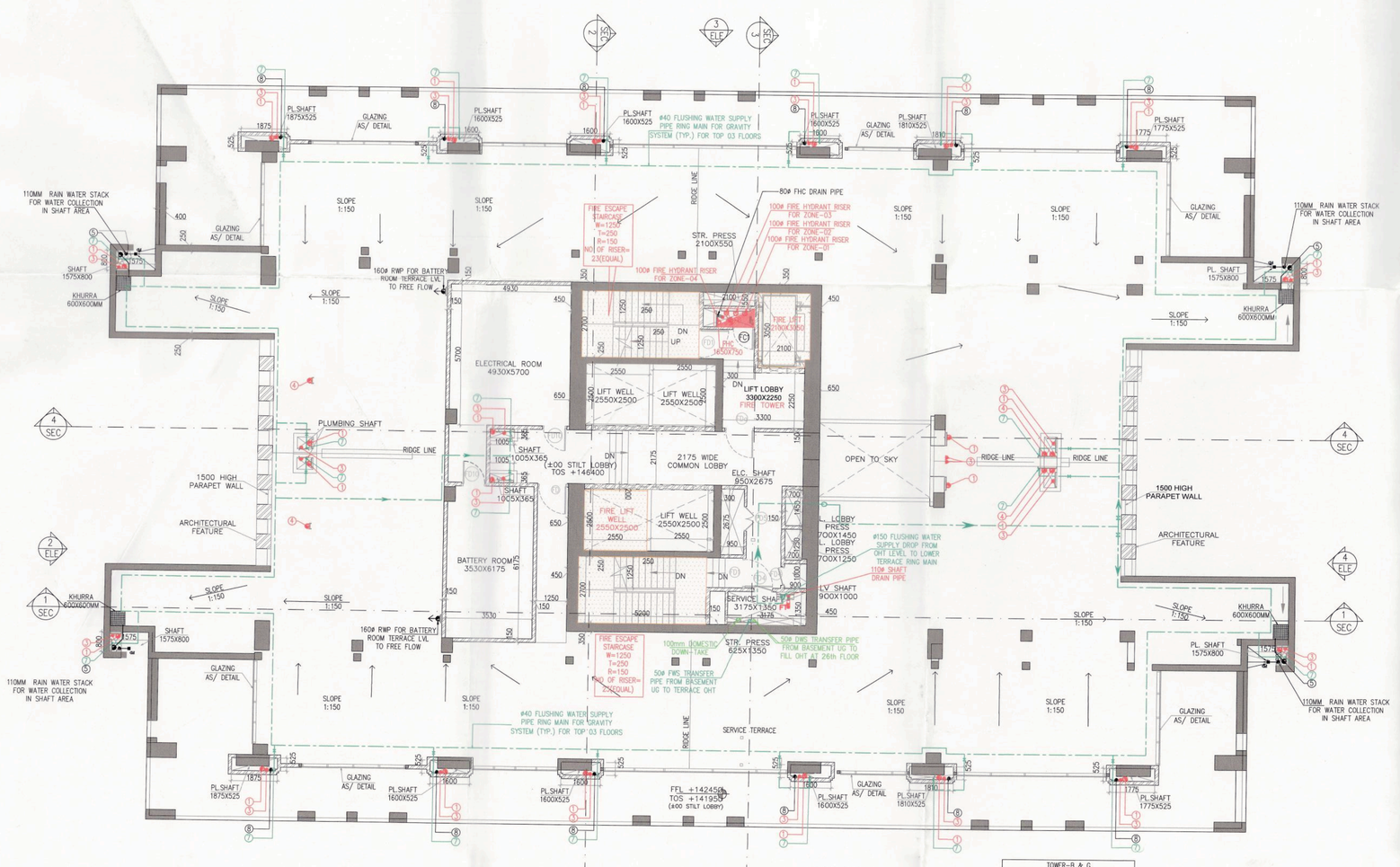

TERRACE PLAN
(TOWER-B & G)

TOWER-B & G		
TYPICAL FLOOR	TOWER-B	TOWER-G
TERRACE	+147750	+149640

Note :-

1. BUILDING WILL BE DESIGNED (STRUCTURES) AS PER RELEVANT IS CODES FOR EARTH QUAKE RESISTANCE.

PROJECT

REVISED(1ST REVISION) BUILDING PLANS OF PHASE-1(PRIVANA-SOUTH) FALLING UNDER RESIDENTIAL COLONY UNDER NEW INTEGRATED LICENSING POLICY(NILP) DATED 11.05.2022 ON LAND MEASURING 116.29625 ACRES (LICENCE NO. 219 OF 2023 DATED 25-10-23.) (AN AREA MEASURING 103.05625 ACRES MIGRATION FROM LICENCE NO. 27 OF 2012 DATED 02.04.2012 AND 13.24 ACRES AS FRESH AS FRESH APPLIED AREA) IN SECTOR -76 & 77, GURUGRAM MANESAR URBAN COMPLEX BEING DEVELOPED BY DLF LTD.IN COLLABORATION WITH LAND OWNERS AND IT' S ASSOCIATE COMPANIES

DESIGN ARCHITECTS

Arcop Associates Pvt. Ltd.,
Plot No.-36B,Institutional Area,
Sector-32,Gurgaon,
Haryana-122001.

SUBMISSION ARCHITECTS

RSMS ARCHITECTS PVT. LTD.
69,Nora Niwas Bhawani Kunj
(Behind D2), Vasant Kunj,
New Delhi-110070.
Tel.: 011-26898616,26898617
www.rsms-arch.com

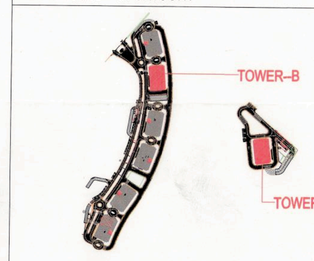

This is a "PROVISIONAL BUILDING PLAN" approved only for the purpose of inviting Objections from the general public

S.T.P.(HQ) Member Secretary B.P.A.C. | S.T.P.(G) Member B.P.A.C. | C.T.P.(HQ) Chairman B.P.A.C.

DTP(HQ) | ATP(HQ) | DTP(KUMAR PA(HQ)

TO BE ISSUED WITH THIS OFFICE MEMO NO.: 43475 DATED: 17/11/2025

JDA(HQ) Member B.P.A.C.

ARCHITECT'S SEAL & SIGNATURE

COUNCIL OF ARCHITECTURE — Council of Architecture Registration No. CA/2000/22000

OWNER'S SEAL & SIGNATURE

DLF Limited
Authorised Signatory

JAN.-2025 | Scale : 1:100 | NORTH

Drawing Title:-
41ST FLOOR PLAN & TERRACE PLAN OF AREA CALCULATION (TOWER-B & G)

Drawing No:-
TB-07

1-06052025