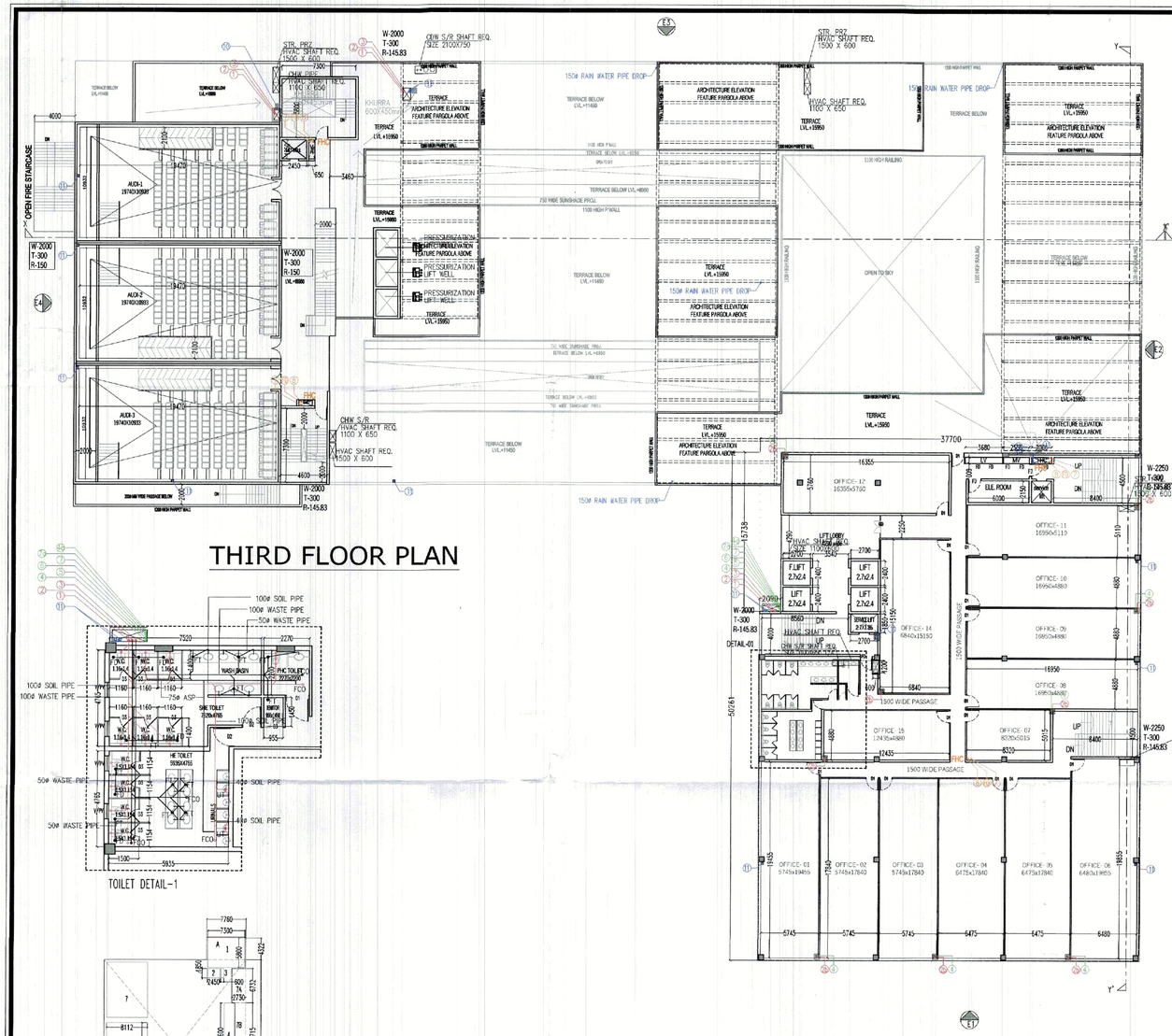

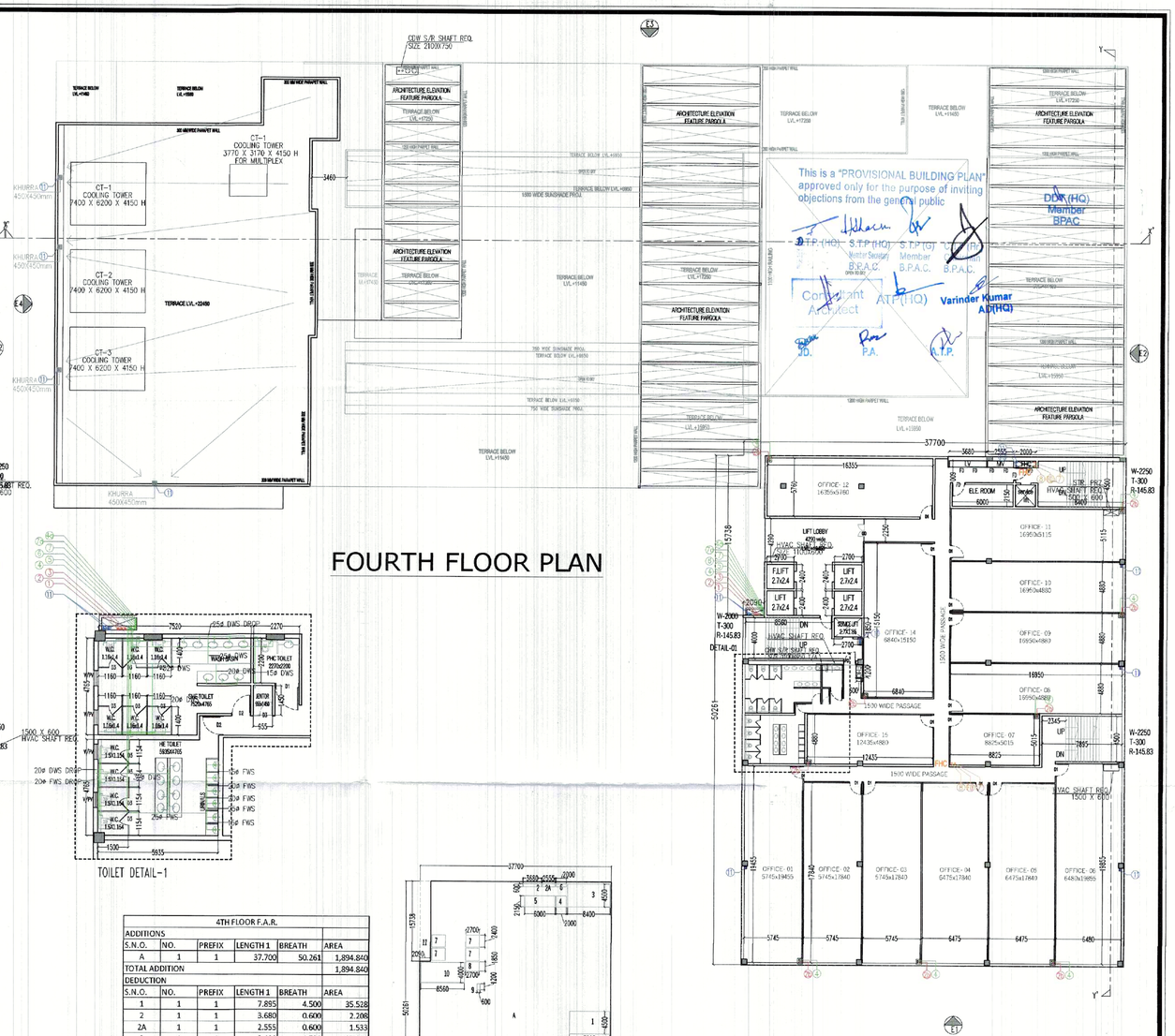

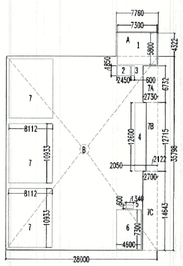

3RD FL. FAR. AREA DIAGRAM

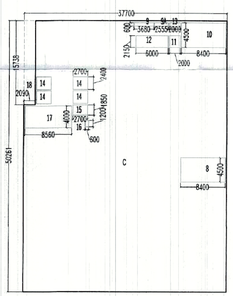

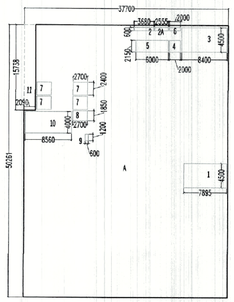

4TH FL. FAR. AREA DIAGRAM

3RD FLOOR STAIR CASE AREA (NON F.A.R.)					
ADDITIONS					
S.N.O.	NO.	PREFIX	LENGTH 1	BREATH	AREA
1	1	1	7.300	5.800	42.340
8	1	1	8.400	4.500	37.800
10	1	1	8.400	4.500	37.800
17	1	1	8.560	4.000	34.240
6	1	1	3.770	7.020	26.465
TOTAL ADDITION					136.305
DEDUCTION					
S.N.O.	NO.	PREFIX	LENGTH 1	BREATH	AREA
1	0	0	0.000	0.000	0.000
TOTAL DEDUCTION					0.000
TOTAL STAIR CASE AREA (NON F.A.R.)					136.305

3RD FLOOR F.A.R.					
ADDITIONS					
S.N.O.	NO.	PREFIX	LENGTH 1	BREATH	AREA
A	1	1	7.760	4.322	33.538
B	1	1	28.000	35.798	1,002.344
C	1	1	37.700	50.261	1,894.840
TOTAL ADDITION					2,930.722
DEDUCTION					
S.N.O.	NO.	PREFIX	LENGTH 1	BREATH	AREA
1	1	1	7.300	5.800	42.340
2	1	1	2.450	1.850	4.533
3	1	1	0.600	1.850	1.110
4	1	1	2.050	12.600	25.830
5	1	1	0.600	1.340	0.804
6	1	1	4.600	7.300	33.580
7	3	1	8.112	10.933	266.065
7A	1	1	2.730	6.732	18.378
7B	1	1	2.122	12.715	26.981
7C	1	1	2.700	14.643	39.536
8	1	1	8.400	4.500	37.800
9	1	1	3.680	0.600	2.208
9A	1	1	2.550	0.600	1.530
10	1	1	8.400	4.500	37.800
11	1	1	2.000	2.150	4.300
12	1	1	6.000	2.150	12.900
13	1	1	2.000	0.600	1.200
14	4	1	2.700	2.400	25.920
15	1	1	2.700	1.850	4.995
16	1	1	0.600	1.200	0.720
17	1	1	8.560	4.000	34.240
18	1	1	2.090	15.738	32.892
TOTAL DEDUCTION					655.663
TOTAL 3RD FLOOR F.A.R.					2,275.059

LEGEND FOR VERTICAL PIPES:-
1 100# SOIL & VENT PIPE
2 100# WASTE & VENT PIPE
3 150# WASTE PIPE
3a 100# WASTE PIPE FOR OFFICE/RETAIL
3b 150# WASTE PIPE FOR FOOD COURT
5 75# ANTISYPHONAGE VENT PIPE
4 DOMESTIC WATER SUPPLY
6 DOMESTIC WATER SUPPLY RISER PIPE
6a DOMESTIC WATER SUPPLY DN.TAKE (HYD.) FOR UPPER TWO FLOORS
6 FLUSHING WATER SUPPLY DN.TAKE
7 FLUSHING WATER SUPPLY RISER PIPE
7a SOFT WATER SUPPLY RISER PIPE
7 150# FIRE PIPE
8 80# DRAIN PIPE
10 100# RAIN WATER PIPE
11 150# RAIN WATER PIPE
FHC FIRE HOSE CABINET

4TH FLOOR F.A.R.					
ADDITIONS					
S.N.O.	NO.	PREFIX	LENGTH 1	BREATH	AREA
A	1	1	37.700	50.261	1,894.840
TOTAL ADDITION					1,894.840
DEDUCTION					
S.N.O.	NO.	PREFIX	LENGTH 1	BREATH	AREA
1	1	1	7.895	4.500	35.528
2	1	1	3.680	0.600	2.208
2A	1	1	2.555	0.600	1.533
3	1	1	8.400	4.500	37.800
4	1	1	2.000	2.150	4.300
5	1	1	6.000	2.150	12.900
6	1	1	2.000	0.600	1.200
7	4	1	2.700	2.400	25.920
8	1	1	2.700	1.850	4.995
9	1	1	0.600	1.200	0.720
10	1	1	8.560	4.000	34.240
11	1	1	2.090	15.738	32.892
TOTAL DEDUCTION					194.236
TOTAL 4TH FLOOR F.A.R.					1,700.604

4TH FLOOR STAIR CASE AREA (NON F.A.R.)					
ADDITIONS					
S.N.O.	NO.	PREFIX	LENGTH 1	BREATH	AREA
2	1	1	7.895	4.500	35.528
3	1	1	8.400	4.500	37.800
10	1	1	8.560	4.000	34.240
TOTAL ADDITION					107.568
DEDUCTION					
S.N.O.	NO.	PREFIX	LENGTH 1	BREATH	AREA
1	0	0	0.000	0.000	0.000
TOTAL DEDUCTION					0.000
TOTAL STAIR CASE AREA (NON F.A.R.)					107.568

Checked and found ok for Public Health (Internal) Service only subject to comments in in forwarding letter No. 154671...DV.13/7/22

Superintending Engineer (HQ) cum Chief Engineer HSVP, Panchkula

30-Dec-21

TO BE READ WITH THIS OFFICE MEMO NO.:
DATED :

DOOR WINDOW SCHEDULE				
NAME	WIDTH	HEIGHT	CILL	LINTEL
GD	1200	3000	--	3000
FD	1250	2500	--	2500
D1	1250	2200	--	2200
D2	950	2200	--	2200
D3	650	2200	--	2200
V/PV	750	1200	1800	3000

NOTES:-

1. ALL DIMENSIONS IN MM.
2. LIFT SHALL BE WITH 100% POWER BACKUP.
3. BUILDING ARE ARTIFICIALLY LIT AND MECHANICALLY VENTILATED.

PROJECT:-

REVISED BUILDING PLAN FOR COMMERCIAL COLONY 3.7187 ACRES (LICENSE NO- 24 OF 2011 DATE 24-3-2011) IN SECTOR 109 , G.M.U.C. BEING DEVELOPED BY- M/S ISHV REALTORS PVT.LTD. & O T H E R S .

OWNERS SIGNATURE:- For ISHV REALTORS PVT. LTD. Authorised Signatory

ARCHITECT SIGNATURE:- Ar. VIKAS AHLAWAT CA/2013/59929

DRAWING TITLE :
3RD & 4TH FLOOR & AREA CALCULATION

DATE:- JULY-2022

SCALE:- 1:200 (A1)

SHEET NO. 04