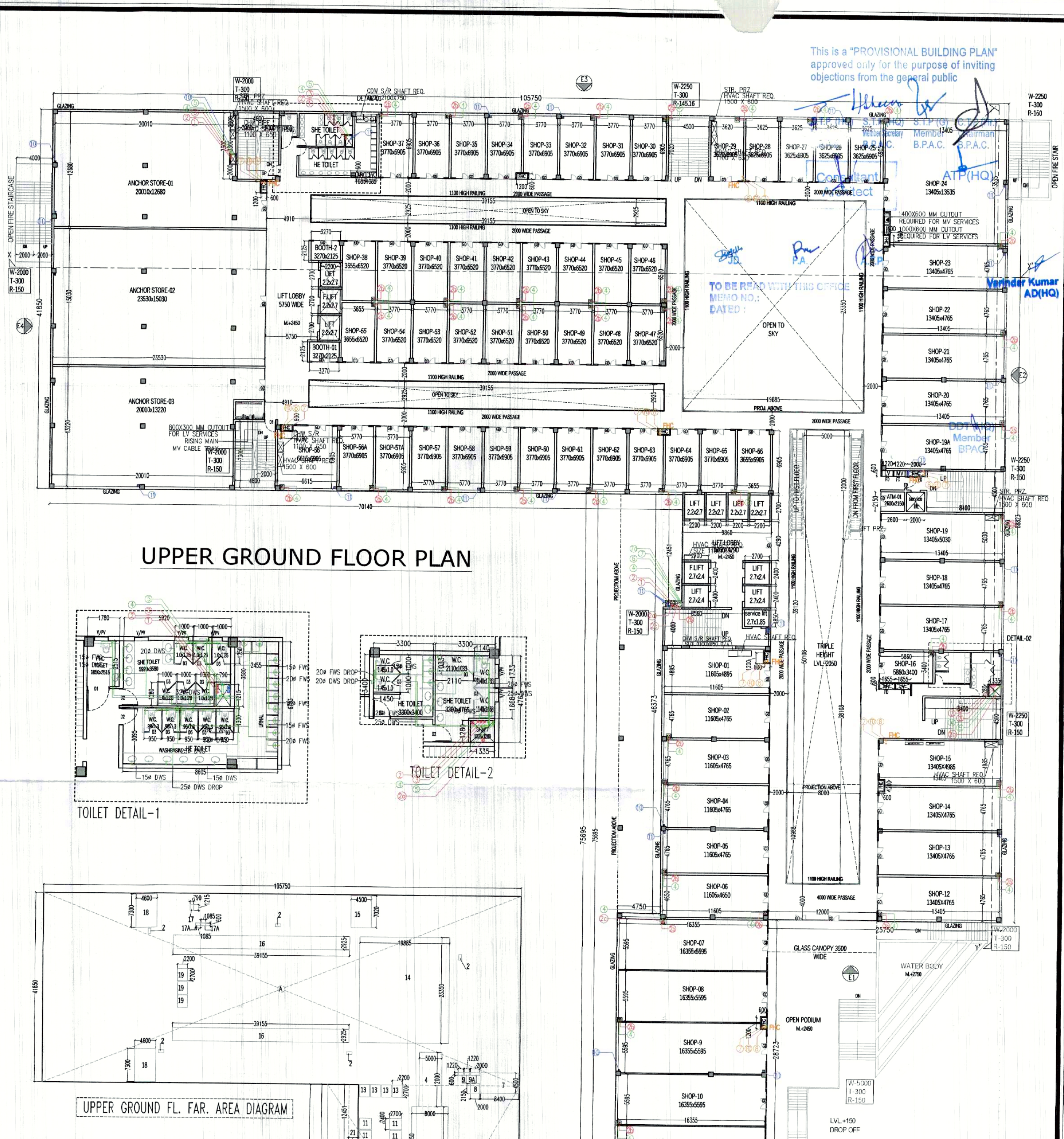
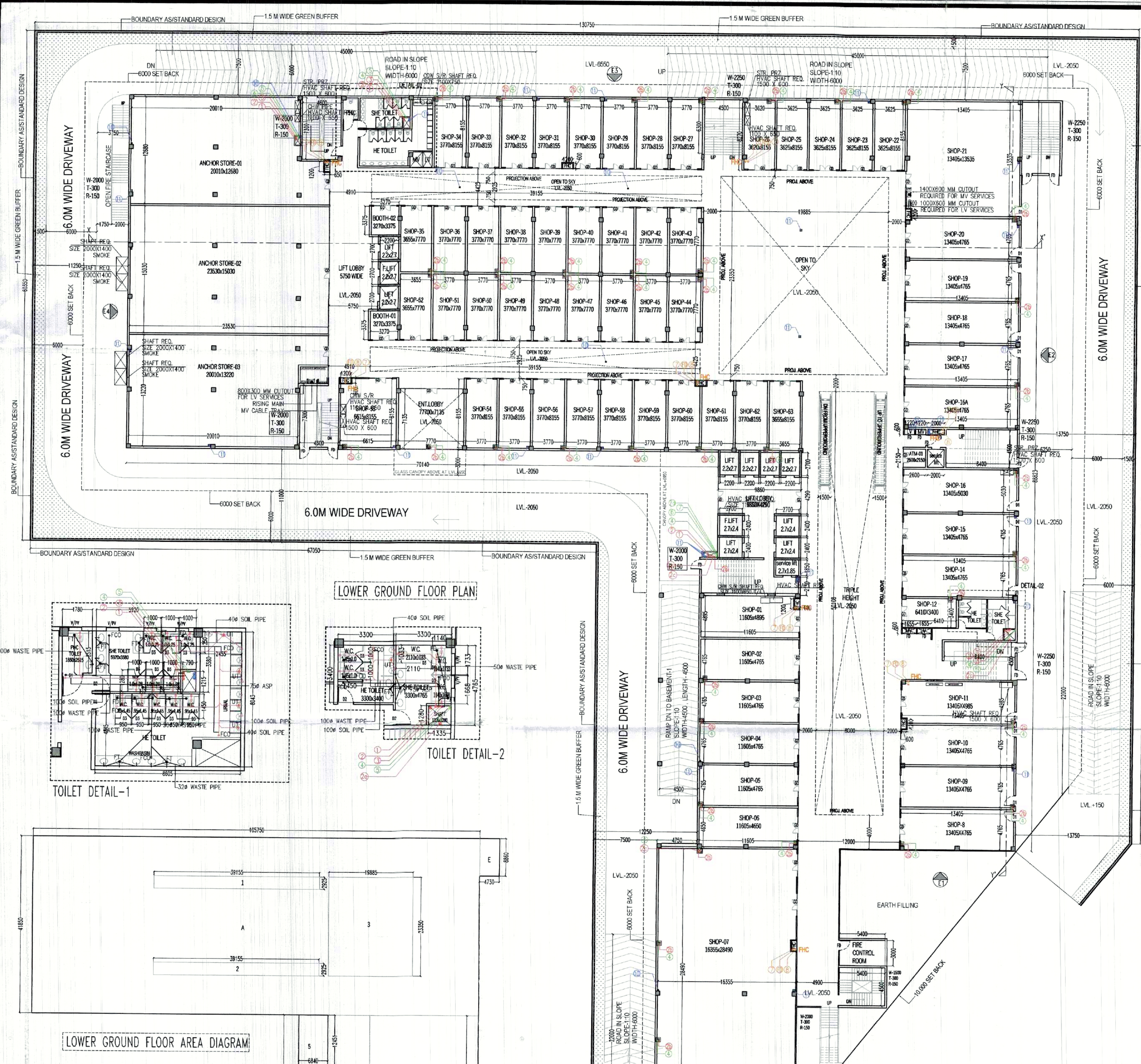
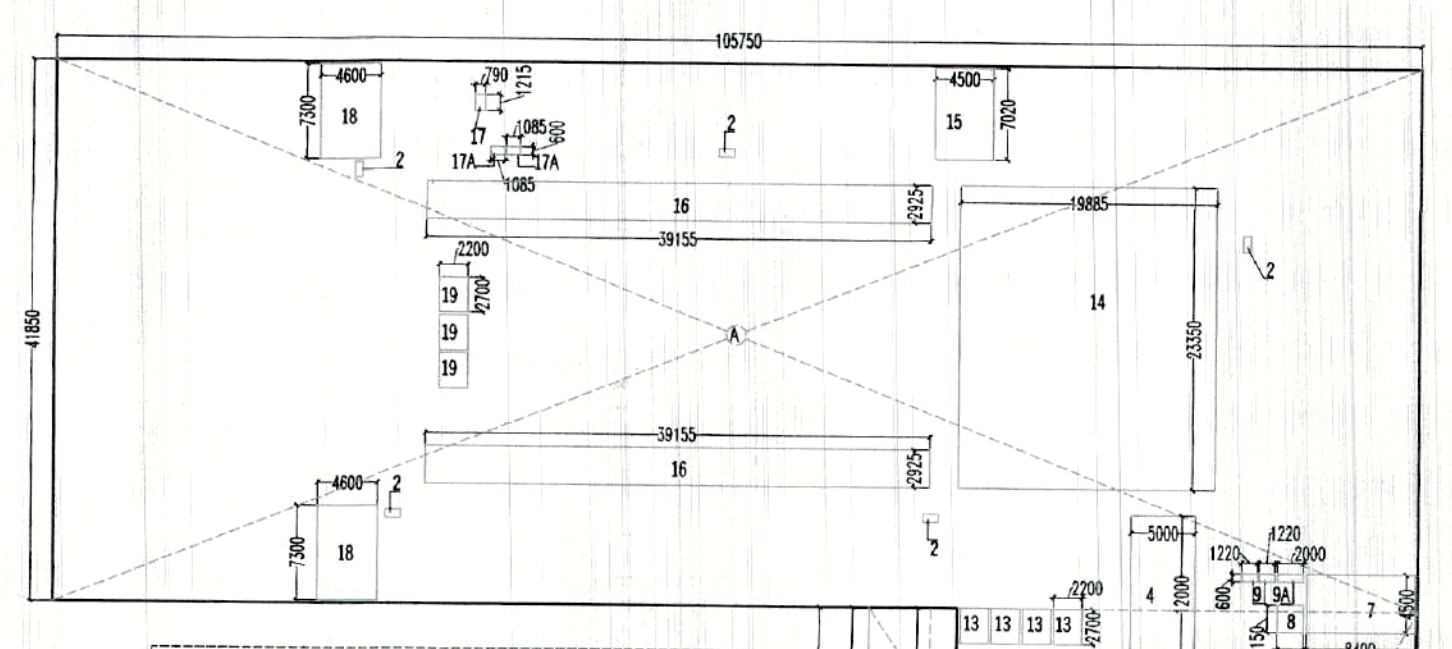
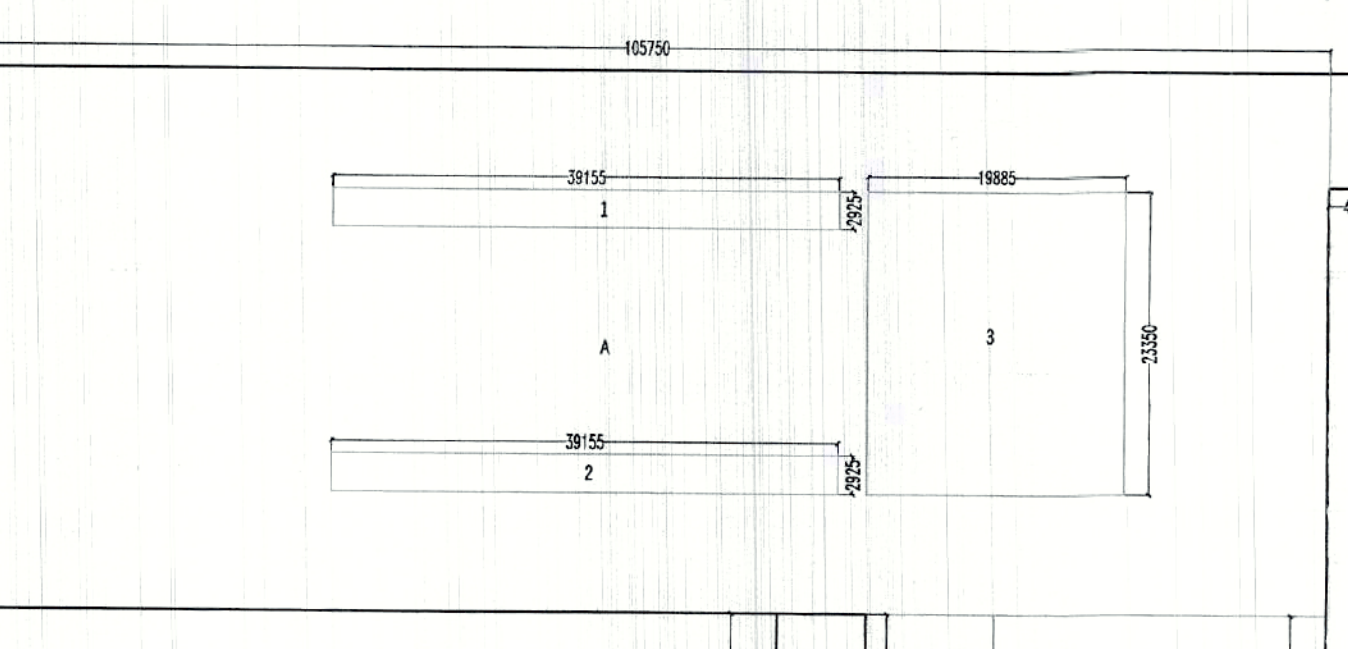
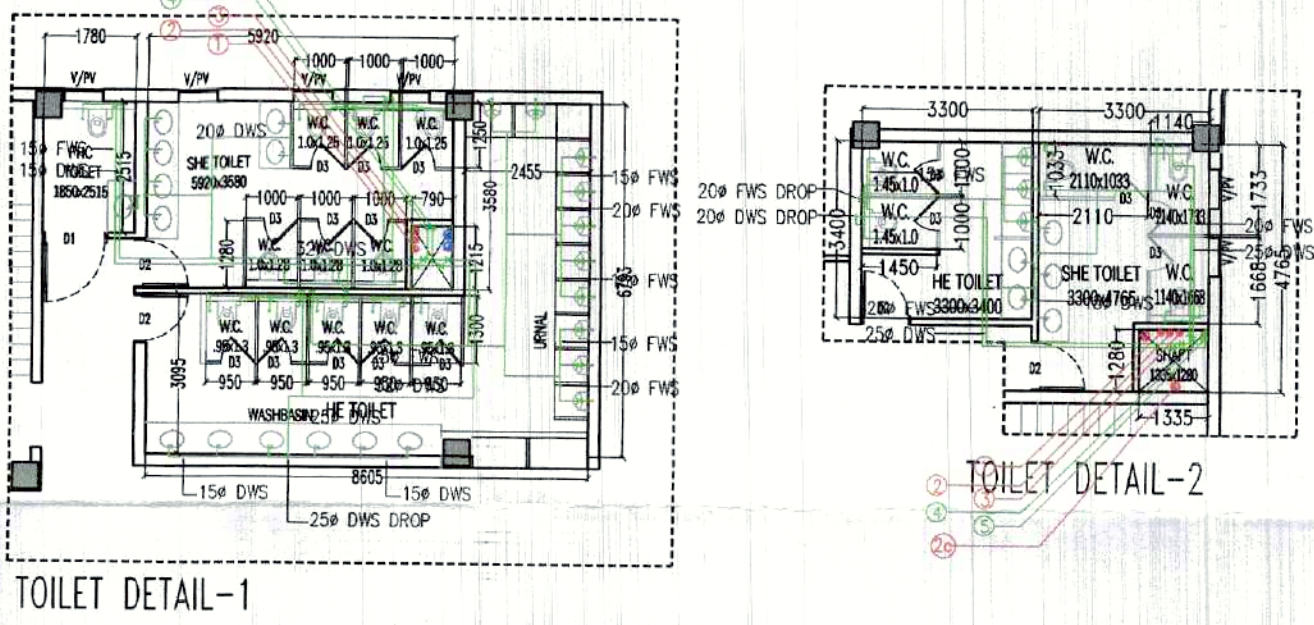
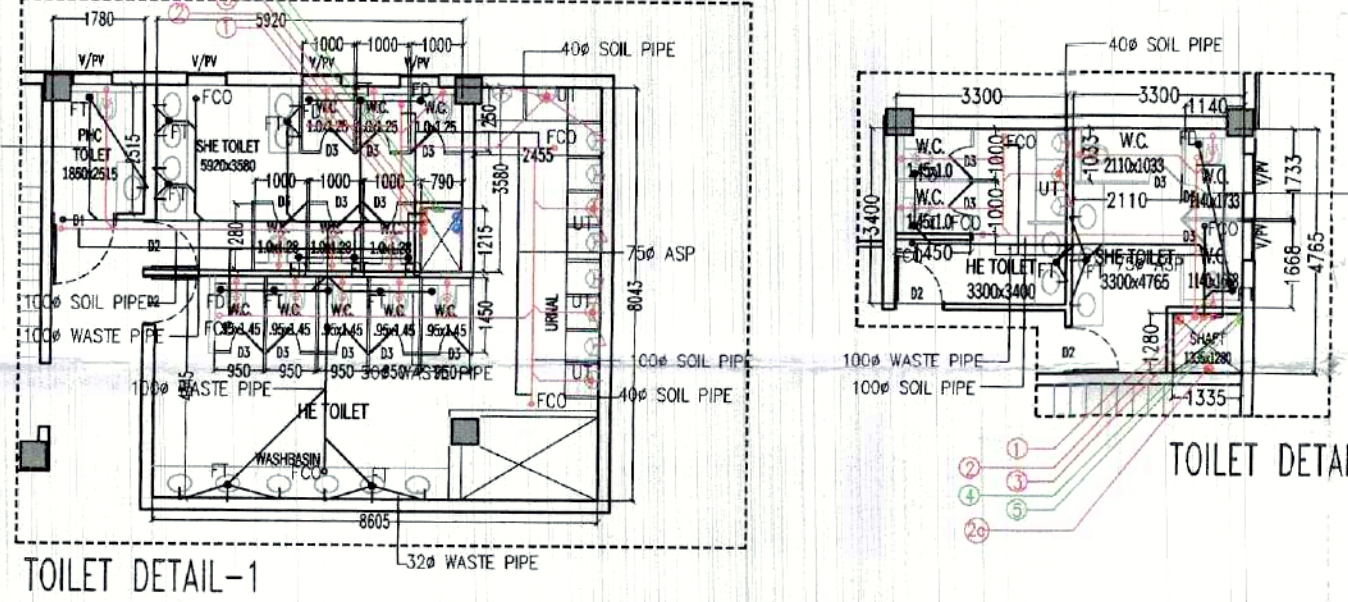


This is a "PROVISIONAL BUILDING PLAN" approved only for the purpose of inviting objections from the general public.



LOWER GROUND FLOOR PLAN

UPPER GROUND FLOOR PLAN



GROUND COVERAGE					
S.N.O.	NO.	PREFIX	LENGTH	BREATH	AREA
A	1	1	105.750	41.830	4,425.638
B	1	1	16.700	75.695	1,264.107
C	1	(25.854+2.720)/2	28.722	410.351	
D	1	1	25.750	46.975	1,209.555
E	1	1	4.730	8.890	41.908
TOTAL ADDITION					7,351.558
S.N.O.	NO.	PREFIX	LENGTH	BREATH	AREA
1	1	1	39.155	2.925	114.528
2	1	1	39.155	2.925	114.528
3	1	1	19.885	23.350	464.314
TOTAL DEDUCTION					693.377
TOTAL GROUND COVERAGE					6,658.186

GROUND FLOOR F.A.R.					
S.N.O.	NO.	PREFIX	LENGTH	BREATH	AREA
4	1	1	4.750	33.922	161.130
5	1	1	6.840	12.451	85.165
6	1	(20.839+12.437)/2	10.432	173.568	
7	1	(6.807+0.210)/2	8.190	28.735	
8	1	(10.855+2.720)/2	10.100	68.554	
TOTAL DEDUCTION					517.150
TOTAL GROUND FLOOR F.A.R.					6,141.036

UPPER GROUND FLOOR STAIR CASE AREA (NON F.A.R.)					
S.N.O.	NO.	PREFIX	LENGTH	BREATH	AREA
5	1	1	8.400	4.500	37.800
7	1	1	8.400	4.500	37.800
10	1	1	8.500	4.000	34.240
15	1	1	4.500	7.000	31.500
18	2	1	4.600	7.300	67.160
TOTAL ADDITION					208.500
S.N.O.	NO.	PREFIX	LENGTH	BREATH	AREA
1	0	0	0.000	0.000	0.000
TOTAL DEDUCTION					0.000
TOTAL STAIR CASE AREA (NON F.A.R.)					208.500

UPPER GROUND FLOOR F.A.R.					
S.N.O.	NO.	PREFIX	LENGTH	BREATH	AREA
8	1	1	42.450	75.695	3,213.253
TOTAL ADDITION					7,638.850
S.N.O.	NO.	PREFIX	LENGTH	BREATH	AREA
1	1	1	25.750	28.722	739.617
2	8	1	0.600	1.200	5.760
3	1	1	8.000	38.108	304.864
4	1	1	5.000	12.000	60.000
5	1	1	8.400	4.500	37.800
5A	2	1	1.655	0.600	1.986
6	1	1	1.335	1.368	1.709
7	1	1	8.400	4.500	37.800
8	1	1	2.000	2.150	4.300
9	2	1	1.320	0.600	1.464
9A	1	1	2.000	0.600	1.200
10	1	1	8.560	4.000	34.240
15	1	1	4.500	7.000	31.500
16	2	1	39.155	3.925	229.057
17	1	1	0.700	1.215	0.968
18	2	1	1.085	0.600	1.302
18	2	1	4.600	7.300	67.160
19	3	1	2.200	2.700	17.820
20	1	1	4.700	46.375	220.272
21	1	1	2.090	12.451	26.028
TOTAL DEDUCTION					2,343.913
TOTAL UPPER GROUND FLOOR F.A.R.					5,294.937

- LEGEND FOR VERTICAL PIPES:-
- ① 150W SOL & VENT PIPE
 - ② 100W SOL & VENT PIPE
 - ③ 150W WASTE PIPE
 - ④ 100W WASTE PIPE FOR OFFICE/RETAIL
 - ⑤ 150W WASTE PIPE FOR FOOD COURT
 - ⑥ 750A ANTISIPHONAGE VENT PIPE
 - ⑦ DOMESTIC WATER SUPPLY
 - ⑧ DOMESTIC WATER SUPPLY RISER PIPE
 - ⑨ DOMESTIC WATER SUPPLY DRAINTAKE (HYD.) FOR UPPER TWO FLOORS
 - ⑩ FLUSHING WATER SUPPLY DRAINTAKE
 - ⑪ FLUSHING WATER SUPPLY RISER PIPE
 - ⑫ SOFT WATER SUPPLY RISER PIPE
 - ⑬ 150W FIRE PIPE
 - ⑭ 80W DRAIN PIPE
 - ⑮ 100W RAIN WATER PIPE
 - ⑯ 150W RAIN WATER PIPE
 - ⑰ FIRE HOSE CABINET

Checked and found ok for Public Health (Internal) Service only subject to comments in forwarding letter No. 1574677.DV.13.17.13

Signature: [Signature]
 Engineer (H/O)
 for Chief Engineer-1
 HSWP, P. U. D. A.
 (D.K. Srinivas)

PROJECT: REVISED BUILDING PLAN FOR COMMERCIAL COLONY 3.7187 ACRES (LICENSE NO-24 OF 2011 DATE 24-3-2011) IN SECTOR 109, G.M.U.C. BEING DEVELOPED BY-M/S ISHV REALTORS PVT.LTD. & OTHERS.

NOTES:
 1. ALL DIMENSIONS IN MM.
 2. LIFT SHALL BE WITH 100% POWER BACKUP.
 3. BUILDING SHALL BE FULLY AIR CONDITIONED, ARTIFICIALLY LIT AND MECHANICALLY VENTILATED.

OWNERS SIGNATURE: [Signature] ARCHITECT SIGNATURE: [Signature]

For ISHV REALTORS PVT. LTD. Authorised by: VIKAS AHLAWAT CA/2013/59929

DRAWING TITLE: LOWER GROUND AND UPPER GROUND FLOOR PLAN

DATE: APRIL 2023 SCALE: 1:200 (A1) SHEET NO. 02